




1

9

9

5

SEATTLE



SEATTLE



Media
Guide



WHAT QUENCHES THE ULTIMATE THIRST?



1995 SEATTLE SEAHAWKS SCHEDULE

(Seattle Time Listed)

PRESEASON

Sat.	Aug. 5	St. Louis Rams	7:00 p.m.	KING 5
Sat.	Aug. 12	Indianapolis Colts	7:00 p.m.	KING 5
Sun.	Aug. 20	at New Orleans Saints	10:00 a.m.	KING 5
Sat.	Aug. 26	at San Francisco 49ers	5:00 p.m.	FOX

REGULAR SEASON

Sun.	Sept. 3	Kansas City Chiefs	1:00 p.m.	NBC
Sun.	Sept. 10	at San Diego Chargers	1:00 p.m.	NBC
Sun.	Sept. 17	Cincinnati Bengals	1:00 p.m.	NBC
Sun.	Sept. 24	BYE		
Sun.	Oct. 1	Denver Broncos	1:00 p.m.	NBC
Sun.	Oct. 8	at Los Angeles Raiders	1:00 p.m.	NBC
Sun.	Oct. 15	at Buffalo Bills	10:00 a.m.	NBC
Sun.	Oct. 22	San Diego Chargers	1:00 p.m.	NBC
Sun.	Oct. 29	at Arizona Cardinals	1:00 p.m.	NBC
Sun.	Nov. 5	New York Giants	1:00 p.m.	NBC
Sun.	Nov. 12	at Jacksonville Jaguars	10:00 a.m.	NBC
Sun.	Nov. 19	at Washington Redskins	10:00 a.m.	NBC
Sun.	Nov. 26	New York Jets	1:00 p.m.	NBC
Sun.	Dec. 3	Philadelphia Eagles	1:00 p.m.	FOX
Sun.	Dec. 10	at Denver Broncos	1:00 p.m.	NBC
Sun.	Dec. 17	Los Angeles Raiders	5:00 p.m.	ESPN
Sun.	Dec. 24	at Kansas City Chiefs	10:00 a.m.	NBC

1995 SEATTLE SEAHAWKS VETERAN ROSTER

(As of June 25, 1995)

1995 NUMERICAL ROSTER

No.	Name	Pos.	Ht.	Wt.	Birthdate	NFL Exp.	College	Hometown	How Acq.	1994 Games	No	Name	Pos.	No	Name	Pos.
96	Adams, Sam	DT	6-3	265	06/13/73	2	Texas A&M	Houston, Tex.	FA-94	127	2	Todd Peterson	K	54	Wynon Heath	C
74	Alkins, James	G	6-4	303	01/29/70	1	S.W. Louisiana	Anhli, La.	FA-93	4/2	3	Rick Mirer	QB	55	Winston Moss	LB
75	Balard, Howard	T	6-4	333	12/11/69	18	Wake Forest	Martinez, N.Y.	FA-94	16/0	6	Judd Davis	QB	56	Joe Toffinere	C
81	Bates, Michael	WR	5-10	196	12/19/69	3	Arizona	Tucson, Ariz.	FA-94	15/0	10	Eddie Gaines	WR	57	Jason Kyle	LB
20	Bellamy, Jay	S	5-11	193	07/09/72	1	Rutgers	Aberdeen, N.J.	FA-94	7/1	11	Ronnie Harris	WR	58	Bob Spaulski	LB
55	Blackburn, Robert	B	6-5	245	12/01/82	2	South Carolina	Greenville, S.C.	FA-94	7/1	14	Rick Tuten	WR	59	Tyrone Slove	LB
69	Blackheiser, Jeff	G	6-6	323	03/29/69	8	Northwest Louisiana	Fort Pierce, Fla.	FA-94	16/18	15	Manley Woods	WR	60	Michael Barber	LB
89	Blackie, Evan	WR	5-11	186	07/24/65	8	Miami	Ft. Lauderdale, Fla.	FA-94	16/18	16	Joe Piekens	QB	61	Kris Pollack	G
51	Brandon, David	LB	6-4	240	02/09/65	9	Memphis State	Memphis, Tenn.	FA-93	13/0	17	John Friesz	QB	63	Donald Willis	G
29	Brickwood, Steve	CB	5-9	183	05/15/70	4	Florida State	Los Angeles, Calif.	FA-94	13/0	18	Stan Gebaugh	QB	64	Bobby Hamilton	DE
27	Covington, Tony	S	5-11	193	12/26/67	3	Virginia	Winston-Salem, N.C.	FA-94	14/2	19	James McKnight	WR	65	Mike Kagarise	G
48	Crumpler, Carlisle	TE	6-6	255	09/05/71	2	East Carolina	Greenville, N.C.	FA-94	9/4	20	Jay Bellamy	S	66	Rich Kaldinger	T
63	Edwards, Jerry	DE	6-3	235	05/02/70	10	Nevada	Provo, Calif.	FA-94	7/0	21	Beno Bryant	RB	67	Antono Edwards	DE
17	Friesz, John	QB	6-4	220	05/19/67	3	Idaho	Coeur d'Alene, Idaho	FA-94	16/4	22	Forey Duckett	S	68	Keif Bryant	DE
18	Gebaugh, Stan	QB	6-3	215	12/04/62	8	UCLA	Cincinnati, Ohio	FA-94	1/0	23	Forey Duckett	S	69	Jeff Blackshear	G
67	Gray, Carlton	TE	6-9	195	06/26/71	1	UCLA	San Jose, Calif.	FA-94	11/11	24	Chad Wilson	CB	70	Michael Sinclair	G
64	Hamilton, Bobby	DE	6-4	269	07/01/71	4	Vanderbilt	Indianapolis, Ind.	FA-94	16/1	25	Robert Blackmon	S	71	Mike Moody	DE
30	Harris, Corey	CB	5-11	190	10/25/69	2	Purdue	Kirkland, Quebec, Canada	FA-94	16/2	26	Carlton Gray	CB	72	Joe Nash	DT
76	Hatchcock, Bill	G	6-6	306	08/25/65	3	Mississippi State	Surgis, Miss.	FA-94	5/5	27	Tony Covington	S	73	Ray Roberts	T
73	Hickson, Terry	FB	6-0	242	11/20/62	7	Colorado	Surgis, Miss.	FA-94	16/0	28	Del Speer	S	74	James Atkins	T
83	Jenkins, Trey	TE	6-2	241	01/23/61	13	Louisiana Tech	North Little Rock, Ark.	FA-94	16/0	29	Tony Brown	CB	75	Howard Ballard	T
65	Kagarise, Mike	G	6-5	300	06/19/70	2	Edinboro	Mttn, Ohio	FA-94	16/0	30	Corey Harris	CB	76	Bill Hitchcock	G
56	Kern, Mike	LB	6-0	302	11/12/65	4	Bingham Young	Springville, Ariz.	FA-92	16/0	31	Orlando Walters	CB	77	Matt Joyce	T
34	Lambert, Don	S	6-1	180	03/12/69	3	UCLA	Grand Hills, Calif.	FA-90	16/18	32	Kelvin Anderson	CB	78	Mike Kern	G
52	Mawak, Kevin	G	6-4	288	01/23/71	2	Louisiana State	Levellville, La.	FA-94	14/11	33	Steve Broussard	RB	81	Michael Bates	WR
59	McCarthy, Michael	DE	6-4	267	07/07/70	3	Wake Forest	Winnipeg, Man.	FA-94	16/16	34	Don Lambert	S	82	Ricky Proehl	WR
53	Moss, Winston	LB	6-2	245	12/24/65	1	Wake Forest	Winnipeg, Man.	FA-94	16/16	35	Steve Smith	FB	83	Trey Junkin	TE
72	Nash, Joe	DT	6-3	278	10/11/60	14	Wisconsin	Boston, Mass.	FA-92	16/15	36	Nate Obornes	CB	84	Joey Galloway	WR
37	Obornes, Nate	CB	5-10	188	08/25/65	9	Wisconsin	Columbus, Ga.	FA-94	16/15	37	Nate Obornes	CB	85	Christian Fauria	TE
71	Proehl, Ricky	WR	6-0	190	03/07/68	6	Wake Forest	Hillsborough, N.J.	FA-94	16/16	38	Mack Strong	FB	86	Robb Thomas	WR
41	Robinson, Eugene	S	6-0	195	05/28/63	11	Colorado	Hartford, Conn.	FA-92	14/14	39	Jerrick Bledsoe	CB	87	Paul Green	TE
21	Robinson, Rafael	S	5-11	195	06/19/69	4	Wisconsin	Jefferson, Tex.	FA-92	16/1	40	Robert Baldwin	FB	88	Terrence Warren	WR
70	Sinclair, Michael	DE	6-4	271	01/31/68	3	Eastern New Mexico	Beaumont, Tex.	FA-94	12/2	41	Eugene Robinson	S	89	Brian Blades	WR
35	Smith, Lamar	FB	6-1	242	08/20/64	9	Florida	Fort Wayne, Ind.	FA-94	16/15	42	Chris Warren	RB	90	Terry Woodlen	LB
28	Speer, Del	S	6-0	200	02/01/70	3	Central Florida	Miami, Fla.	FA-94	9/0	43	Tracy Johnson	FB	91	Matt Werner	DT
58	Spaulski, Bob	LB	6-3	246	09/10/69	4	Rutgers	Orlando, Fla.	FA-94	16/15	44	Anthony Sherman	RB	92	Henry McMillan	DT
38	Stovs, Wayne	FB	6-2	222	05/30/67	1	Jaguars	Pasadena, N.J.	FA-94	16/15	45	Kirby Jackson	CB	93	Brent Williams	DE
53	Sweeney, Jim	C	6-4	284	08/08/62	12	Pittsburgh	Pittsburgh, Pa.	FA-94	16/15	46	Carlesier Crumpler	TE	94	DeWayne Patterson	DE
86	Thomas, Robb	WR	5-11	175	03/29/66	7	Arizona	Coville, Ore.	FA-92	16/1	47	James McKeelhan	TE	95	Dean Wells	LB
94	Toffinere, Joe	C	6-2	277	07/07/65	7	Portland State	Port Falls, Idaho	FA-94	16/1	48	Duane Boudett	LB	96	Conorz Kennedy	DT
42	Warren, Terrence	WR	6-2	225	01/24/68	3	Idaho	Boise, Idaho	FA-94	16/1	49	David Brandon	LB	97	Ernest Allen	DT
31	Waters, Orlando	CB	5-11	173	10/26/71	2	Arkansas	Savak, Va.	FA-94	14/0	50	Kern Adams	G	98	Kern Adams	DT
15	Werner, Matt	DT	6-3	262	06/14/71	3	UCLA	Aniston, Ala.	FA-94	16/0	51	Jim Sweeney	C	99	Michael McCrary	DE
93	Williams, Brent	LB	6-4	283	10/23/64	10	Toledo	Flint, Mich.	FA-94	16/15	52	Jim Sweeney	C			
90	Wooden, Terry	LB	6-3	239	01/14/67	6	Syracuse	Farmington, Conn.	FA-94	16/15	53	Jim Sweeney	C			

TRAINING CAMP IN KIRKLAND

The Seattle Seahawks training camp will be conducted at their headquarters in Kirkland for the week commencing Sunday, July 16, and practice for the first time the following morning. Veterans will report for physicals on Friday, July 21, and practice the following day. The players will be housed in Guy Hall and Crowder Hall on the Northwest College Campus. All personnel will dine in the Northwest College Cafeteria. Media requests for interviews should be made through the Seahawks Public Relations Department at (206) 827-8777.

games with the Raiders; Proehl played 16 games with Arizona; Speer played 9 games with Cleveland; Stove played 16 games with Washington; Sweeney played 16 games with the New York Jets; Werner active for 5 games with Seattle but did not play.

Also played with Seahawks in 1994: C Ray Donaldson (16 games); TE Ferrell Edmunds (7); DT Mike Frier (2); CB Patrick Hunter (8); K John Kasay (16); WR Kevin Martin (18); S Dave McCoughan (13); QB Den McGee (7); LB Rufus Porter (16); DT Tyrone Rodgers (5); LB Rod Stephens (16); RB Jon Vaughn (10).

Legend: B - Draft Choice; T - Trade (from); CFA - College free agent; UFA - Unrestricted free agent (from); RFA - Restricted free agent (from); VFA - Veteran Free Agent (last team); WA - Waivers (from); PB - Plan B Free Agent (from)

*Baldinger did not play in 1994; Broussard played 13 games with Cincinnati; Hamilton missed entire season on injured reserve as did Jackson, Kagarise, and Obornes; Covington played 14 games with Tampa Bay; Duckett played 2 games with Cincinnati and 3 with Green Bay; Friesz played 16 games with Washington; Harris played 16 games with Green Bay; Moss played 16 games with Washington.

DEPTH CHART

(NFL Veterans in All Caps)

OFFENSE

WR	—	82 RICKY PROEHL, 84 JOE GALLOWAY, 81 MICHAEL BATES, 88 TERENCE WARREN, 15 MANLEY WOODS
LT	—	73 RAY ROBERTS, 78 MIKE KEIM, 71 MIKE MOODY
LG	—	69 JEFF BLACKSHEAR, 74 JAMES ATKINS, 65 MIKE KEGARISE, 61 KRIS POLLACK
C	—	53 JIM SWEENEY, 56 JOE TOFFLEMIRE, 54 BRYAN HEATH
RG	—	52 KEVIN MAWAE, 76 BILL HITCHCOCK, 77 MATT JOYCE
RT	—	75 HOWARD BALLARD, 66 RICH BALDINGER
TE	—	87 PAUL GREEN, 48 CARLESTER CRUMPLER, 85 CHRISTIAN FAURIA, 83 TREY JUNKIN, 49 JAMES MCKEEHAN
WR	—	89 BRIAN BLADES, 86 ROBB THOMAS, 19 JAMES MCKNIGHT, 11 RENNIE HARRIS, 10 EDDIE GOINES
QB	—	3 RICK MIERER, 17 JOHN FRIEZE, 18 STAN GALLOWAY, 16 JOE PATTERSON
RB	—	42 CHRIS WARREN, 36 LAMAR SMITH, 33 STEVE BROUSSARD, 22 BENO BRYANT, 32 KEVIN ANDERSON, 44 ARTHUR SHELTON
FB	—	43 TRACY JOHNSON, 35 STEVE SMITH, 38 MACK STRONG, 40 ROBERT BALDWIN

DEFENSE

LE	—	93 BRENT WILLIAMS, 70 MICHAEL SINCLAIR, 88 KEIF BRYANT
LT	—	72 JOE NASH, 98 SAM ADAMS, 92 HENRY McMillan
RT	—	96 CORTEZ KENNEDY, 91 MATT WERNER, 97 ERNEST ALLEN
RE	—	67 ANTONIO EDWARDS, 99 MICHAEL McCRARY, 64 BOBBY HAMILTON, 94 DeWayne PATTERSON
LLB	—	90 TERRY WOODEN, 50 DUANE BICKETT, 51 DAVID BRANDON
MLB	—	95 DEAN WELLS, 59 TYRONNE STOWE, 60 MICHAEL BARBER
RLB	—	55 WINSTON MOSS, 58 BOB SPITULSKI, 57 JASON KYLE
LCB	—	26 CARLTON GRAY, 31 ORLANDO WATTERS, 47 KIRBY JACKSON, 24 CHAD WILSON
RCB	—	37 NATE ODOMES, 30 COREY HARRIS, 29 TONY BROWN, 39 JERROD BELLAS
SS	—	25 ROBERT BLACKMON, 21 RAFAEL ROBINSON, 23 FOREY DUCKER, 28 DEL SPEER
FS	—	41 EUGENE REED, 27 TONY COVINGTON, 20 JAY BELLAMY, 34 DON LAMBERT

SPECIALISTS

K	—	2 TODD PATTERSON, 6 Judd Davis
P	—	14 RICK TUTEN
H	—	2 TODD PATTERSON, 6 Judd Davis
KO	—	22 BENO BRYANT, 19 JAMES McKNIGHT, 84 JOE GALLOWAY
PR	—	81 MICHAEL BATES, 88 TERENCE WARREN, 22 BENO BRYANT, 19 JAMES McKNIGHT
PC	—	83 TREY JUNKIN, 52 KEVIN MAWAE, 57 JASON KYLE
KC	—	83 TREY JUNKIN, 52 KEVIN MAWAE, 57 JASON KYLE

1995 SEATTLE SEAHAWKS FIRST-YEAR AND ROOKIE ROSTER

(As of June 15, 1995)

No	Name	Pos.	Ht.	Wt.	Birth-date	College	Hometown	How Acq.
97	Alan, Ernest	DT	6-2	289	03/11/73	Cincinnati	South Bend, Ind.	CFA-'95
32	Anderson, Kelvin	RB	5-8	198	02/04/72	S.E. Missouri State	New Madrid, Miss.	CFA-'95
40	Baldwin, Robert	FB	6-0	230	09/01/72	Duke	Deland, Fla.	CFA-'95
60	Barber, Michael	LB	6-1	247	11/09/71	Clemson	Edgemore, S.C.	CFA-'95
39	Bledsoe, Jerick	QB	5-10	180	07/01/72	Texas-Southern	Texas City, Tex.	CFA-'95
22	Bryant, Beno (1)	RB	5-9	170	01/01/71	Washington	Los Angeles, Calif.	VFA(SLU)-'94*
68	Bryant, Keif	DE	6-4	275	03/12/73	Rutgers	Largo, Fla.	D7-'95
6	Davis, Judd	K	6-1	186	08/28/71	Florida	Ocala, Fla.	CFA-'95
85	Fauria, Christian	TE	6-4	245	09/22/71	Colorado	Encho, Calif.	D2-'95
84	Galloway, Joey	WR	5-11	188	11/20/71	Ohio State	Bellair, Ohio	D1-'95
10	Goines, Eddie	WR	6-0	166	08/16/72	North Carolina State	Lakeland, Fla.	D8b-'95
11	Harris, Ronnie (1)	WR	5-11	180	05/04/70	Oregon	San Jose, Calif.	VFA (NE)-'94*
54	Heath, Bryan	C	6-2	288	07/17/72	Virginia	Kennersville, N.C.	CFA-'95
77	Joyce, Matt (1)	G	6-7	283	03/30/72	Richmond	St. Petersburg, Fla.	VFA(Dal)-'95
57	Kyle, Jason	LB	6-3	240	05/12/72	Arizona State	Tempe, Ariz.	D4b-'95
49	McKeelhan, James	TE	6-3	251	08/09/73	Texas A&M	Willis, Tex.	CFA-'95
19	McKnight, James (1)	WR	6-0	186	06/17/72	Liberty	Apopka, Fla.	CFA-'94*
92	McMillan, Henry	DT	6-3	275	10/17/71	Florida	Folkston, Ga.	D6a-'95
71	Moody, Mike (1)	T	6-7	305	05/06/69	Southern California	San Francisco, Calif.	VFA(Ariz)-'94*
94	Patterson, DeWayne	DE	6-0	257	06/15/72	Washington State	Oakland, Calif.	CFA-'95
2	Peterson, Todd (1)	K	5-10	175	02/04/70	Georgia	Valdosta, Ga.	VFA(Ariz)-'95*
16	Pickens, Joe	QB	6-3	221	02/11/72	Duke	Brooklyn, Ohio	CFA-'95
61	Pollack, Kris	G	6-4	290	12/21/71	Southern California	Clovis, Calif.	CFA-'95
44	Selmon, Anthony	RB	6-3	214	05/21/71	Louisville	Bradenton, Fla.	CFA-'95
63	Willis, Donald	G	6-3	330	07/15/73	North Carolina A&T	Lompoc, Calif.	CFA-'95
24	Wilson, Chad	CB	5-11	178	05/23/72	Miami	Canyon Springs, Calif.	CFA-'95
15	Woods, Manley	WR	6-2	169	07/28/72	New Mexico	Gardena, Calif.	CFA-'95

Head Coach: Dennis Erickson (1st season)

Assistant Coaches: Gregg Smith (Assistant Head Coach, Tight Ends), Bob Bratowski (Offensive Coordinator, Wide Receivers), Greg Mc Mackin (Defensive Coordinator, Dave Arnold (Special Teams), Tommy Brasher (Defensive Line), Dave Brown (Defensive Coach), Tom Catlin (Quality Control), Ned James (Offensive Staff Assistant), Dana LeDuc (Strength and Conditioning), Arnie Matsumoto (Defensive Staff Assistant), Howard Mudd (Offensive Line), Rich Olson (Quarterbacks), Mike Murphy (Linebackers).

Willy Robinson (Defensive Backs), Clarence Shelmon (Running Backs)
 Legend: D - Draft Choice; FA - Free Agent; CFA - College Free Agent; VFA - Veteran Free Agent (last team)
 * Bryant played 2 games with Seattle, Harris, McKnight, and Moody spent part or all of 1994 season on Seahawks practice squad. Harris played in 1 games with New England. Moody active for 2 games with Seattle, but did not play. Peterson played 2 games with Arizona.

INDEX

Attendance Summary, 1994	79
Behring, David	6
Behring, Ken	5
Biographies, Assistant Coaches	19
Biographies, 1995 Draft Choices and Free Agents	119
Biographies, Veteran Players	32
Chronology	180
Cutdown Dates, 1995	110
Depth Chart, 1995	Pullout
Draft Summaries, All-Time	202
Erickson, Dennis	16
Game-By-Game, 1994 Individual	168
Game-By-Game, 1994 Team	172
Game Summaries, 1994	147
Pro Football Hall of Fame Inductee	201
Highlight Video	56
Honors, All-Time	198
Honors, 1994	146
How Built	167
Kingdome	22
Kingdome Media Parking	127
Largent Award	124
Leaders, Career Top 10	242
Leaders, Year-By-Year	246
Opponents, 1995	129
Overtime Games	232, 260
Preseason Results	283
Pronunciation Guide	50
Radio Network	260
Records, Attendance	223
Records, Defensive	232
Records, Head Coaches	16
Records, Individual	210
Records, Opponent Individual	237
Records, Team	223
Retired Jersey	70
Ring of Honor	62
Road Hotels	25
Roster, Coaches, All-Time	190
Roster, Players, All-Time	191
Schedule, 1995 NFL	286
Seahawks Headquarters	30
Series Breakdowns	256
Standings, 1994 NFL Regular Season	178
Statistics, 1994 Seahawks	142
Top Individual Performances	251
Top 10 Home Crowds	63
Trades, All-Time	205
Training Camp	Pullout
Year-By-Year Review	263

ON THE COVER

A native Northwesterner Dennis Erickson (lower left) begins his first season as the fifth head coach of the Seattle Seahawks. Erickson, who was born in Everett, Washington, was hired on January 12, 1995, after a highly-successful 13-year collegiate head coaching career. Included were a pair of national championships in 1989 and 1991 at the University of Miami. Two players Erickson will lean heavily on will be running back Chris Warren (right) and wide receiver Brian Blades (top). Warren led the AFC with a franchise record 1,545 yards rushing and was voted by his teammates as the Seahawks MVP. Blades has set a single-season reception record in each of the last two seasons and has more receptions at this point of his career (102 games) than 1995 Hall of Fame inductee Steve Largent (416-414).



TICKETS

Ticket Director	James Nagaoka
Account Executive	Julie Barber
Account Executive	Chuck Arnold

FOOTBALL

Head Trainer	Jim Whitesel
Assistant Trainer	Todd Sperber
Video Director	Thom Fermstad
Video Projects Director	Mike Wacker
Assistant Video Director	Craig Givens
Equipment Manager	Terry Sinclair
Assistant Equipment Manager	Howard Baus
Equipment Assistant	Erik Kennedy
Secretary to the Head Coach	Jeanne Denkmann
Administrative Assistant	Mike Baugh
Facilities Manager	John Monson
Facilities	Duc Dinh, Lynn Kennedy
Team Physicians	Dr. Kevin Auld, Dr. Pierce Scranton, Dr. James Trombold, Dr. Stan Herring

COACHING STAFF


Head Coach	Dennis Erickson
Assistant Head Coach, Tight Ends	Gregg Smith
Offensive Coordinator, Wide Receivers	Bob Bratkowski
Defensive Coordinator	Greg Mc Mackin
Special Teams	Dave Arnold
Defensive Line	Tommy Brasher
Defensive Coach	Dave Brown
Quality Control	Tom Catlin
Offensive Staff Assistant	Ned James
Strength and Conditioning	Dana LeDuc
Defensive Staff Assistant	Arnie Matsumoto
Offensive Line	Howard Mudd
Linebackers	Mike Murphy
Quarterbacks	Rich Olson
Defensive Backs	Willy Robinson
Running Backs	Clarence Shelmon

MEDIA INFORMATION

We hope this Media Guide will be of some assistance during the Seattle Seahawks 1995 season. Public Relations is a high priority with the Seahawks and if our Public Relations office staff of Dave Neubert, Steve Wright, Sandy Gregory, Lauri Perry and Corky Trewin can help you throughout the year, please feel free to call upon us. Media credential requests should be made in writing to Dave Neubert, 11220 N.E. 53rd Street, Kirkland, WA, 98033.

- Dave Neubert, Public Relations Director, home phone (360) 668-1726.
- Steve Wright, Assistant Public Relations Director, home phone (206) 329-6585.

The Media Guide is published by the Seattle Seahawks, 11220 N.E. 53rd Street, Kirkland, WA 98033. Copyright 1995 by the Seattle Seahawks. All rights reserved.



FRONT OFFICE

KEN BEHRING

Owner



Seattle Seahawks owner Ken Behring is a man of foresight and passion.

In 1950, after selling cars as a teenager, he started a car dealership in a muddy lot, using money he'd earned from a newspaper route and using an old chicken coop as an office. Two years later, he acquired a Lincoln-Mercury dealership.

In 1956, opportunity called Behring to then sleepy Fort Lauderdale, Florida. He built a house for his family that sold

before it was half-finished. His company developed the entire city of Tamarac, a planned recreational retirement community, where houses initially sold for \$9,000, and now are worth close to \$150,000, along with 10 other planned communities in South Florida. Foreseeing the state's rapid growth, he launched a modular home company to meet housing demands, founded a bank, and established the Miami International Merchandise Mart, a trade facility. The modular home company built 3,000 homes in 1971, when Behring sold the firm to pursue other interests.

On the advice of friends, Behring left Florida and flew over the Blackhawk Ranch in the Mount Diablo Foothills of Northern California. He bought 5,000 acres to match his vision of the finest planned country club community. Behring donated 2,000 acres to nearby Mount Diablo State Park and turned the rest into Blackhawk, a 2,300-home community that offers residents two 18-hole golf courses, a tennis and swim club, and a 25-acre sports complex. He's also developed Canyon Lakes in California.

Blackhawk is much more than a planned community, it's an ideal setting for a world-class cultural plaza and is home to the Behring Auto Museum, the Behring-Hofmann Educational Institute, The UC-Berkeley Museum, and The Academy of Achievement.

"I believe in achievement," says Behring. "Our country became great because of achievement and I was lucky enough to be born in a country that gave me the opportunity to do what my abilities would allow. Achievement is a matter of having goals and determination, of accepting luck and failure. You just can't underestimate luck. People make their own luck, but you still need a little of God's grace.

"I plan to spend the rest of my life trying to give that back, and that's what's so enjoyable now."

Recognizing that automobiles are "an investment in mankind" and an important aspect of American culture, The Behring Auto Museum showcases the magnificent history of the automobile from turn-of-the-century horseless carriages, through the Jazz era, to classics built between the two world wars, up through the modern era. The museum features video interaction between guests and the designers of the classics. In addition, the W.E. Miller Transportation Research Library is located nearby.

The Educational Institute has been affiliated with the University of California at Berkeley since 1983, and is a non-profit charitable corporation that provides world class cultural resources to the East San Francisco Bay area, while the museum provides a year-round educational resource center that features exhibits ranging from Anthropology and Paleontology, to contemporary furniture design, to art and artists.

Behring serves as president and one of three patrons of The Academy of Achievement, a 32-year-old Southern California organization that is a hall of fame of accomplishment. The academy,


which was moved to Blackhawk in 1993, honors a philosophy Behring espouses: It is not what talents and resources people start out with that matters nearly as much as how they develop them. Resolve, passion, and discipline are the best qualities.

Behring has applied the same foresight and passion to the Seahawks that he has with his other interests. With the NFL in a new era of free agency, he appointed his son, David, team president, to fulfill his goal of having the franchise prepared to meet the new era head-on.

Since purchasing the Seahawks on August 30, 1988, Behring has become active in the Seattle community affairs by serving as Past President of the American Academy of Achievement, as Honorary Chairman of the "Seahawks NFL Man of the Year Night," which has raised almost \$200,000 for the Muscular Dystrophy Association from 1991-1995, and by contributing to the PONCHO Auction and the Seattle Art Museum.

DAVID BEHRING

President



David Behring, son of Seahawks majority owner Ken Behring, was named the Seahawks President on January 19, 1993.

Since assuming this position, he's guided the franchise through the myriad of changes that have been part of the NFL. He has spearheaded entry into free agency and salary cap economics and was instrumental in the hiring of Head Coach Dennis Erickson last January. In 1993, NFL Commissioner Paul Tagliabue appointed him to the

Realignment Committee and in 1994 was selected to serve on the influential Finance Committee.

Off-the-field, Behring brought the NFL Experience, the league's interactive theme park, to Seattle, while this past offseason saw a "New Attitude" campaign instituted as well as a new style and type of entertainment to the Kingdome. Another part of this "New Attitude" is the establishment of the Seattle Seahawks Charitable Foundation, which will raise money for children's charities in the Puget Sound area.

An attorney licensed to practice in both California and Florida, David has served the past five years as the Executive Vice President of Blackhawk Corporation, a Northern California land development company.

Born in Wisconsin in 1955, he moved with his family to Florida the following year, and graduated from Pine Crest High School in Fort Lauderdale in 1973. While in high school, he lettered in football, wrestling and track, serving as team captain in all three sports as a senior. Behring was an all-county, all-region and second-team all-state selection in football as a running back and set school and county records for single-season rushing yardage in 1972.

Behring graduated with a degree in History from Princeton University in 1977 and earned his law degree from the University of Miami in 1980. While at Princeton, he played two years of football and rugby, and one year of track and lightweight football.

He moved to Danville, California, in 1980 and started his own home building company, Great Bear Homes, Inc., which was renamed Great Bear Construction in 1984. The company specialized in premium golf course location homes and won the MAME award three times for marketing.

In 1990, his father appointed David as the Executive Vice President of Blackhawk Corporation in which he handled all legal and insurance issues, assisted the Corporation's partners in marketing, land planning, merchant-builder relations, shopping center management, country club management, and country club sales.

Behring has been an active member of the Northern California Building Industry Association (BIA) for over 10 years. In addition to being a Board Director during that period, he also served as President of the Educational Council in 1988 and as President of the BIA's Eastern Division in 1993.

Active in numerous community and charitable causes, Behring has co-chaired fund-raising events for the Muscular Dystrophy Association of Western Washington, Mt. Diablo Hospital Foundation, the East Bay Make-A-Wish Foundation, the Animal Rescue Foundation, and the Northern California NFL Alumni Association's "Caring for Kids" program. He will also spearhead the newly-created Seahawks Charitable Foundation which will benefit children's charities in the Puget Sound area.

His hobbies include fishing, football, racquetball, skiing, biking, and white-water rafting.

David and his wife, Lisa, have a daughter, Stephanie Ann (12/19/94), and have residences in both Kirkland, Washington, and Danville, California.

MICKEY LOOMIS

Executive Vice President



Enters into his 13th season and was named to his current position on January 6, 1992. Originally joined the Seahawks staff in October 1983, as the team's Business Manager and was promoted to Vice President/Finance in 1990. A native of Eugene, Oregon, he graduated from Willamette High School in 1974, and played basketball at Northwest Christian College. Loomis earned his undergraduate degree in Accounting from the University of Oregon and also has a Masters Degree

in Sports Administration from Wichita State University. Mickey has two children, a son, Alex, and a daughter, Katherine.

RANDY MUELLER

Vice President/Football Operations



Enters his 13th season with the Seahawks and first as Vice President/Football Operations. Named to his new position on June 1, 1995. Mueller joined the Seahawks in June of 1983 as an assistant in Pro Personnel and was promoted to Pro Personnel Director in 1990. Enjoyed a stellar three-year career at Linfield College in McMinnville, Oregon. As a senior, he quarterbacked Linfield to the NAIA Division II National Championship in 1982. He was named Most Valuable

Offensive Player in the Wildcats 33-15 national championship win over William Jewell College, as well as offensive MVP in a semifinal win over Westminster College. After the season he earned All-

District and All-Northwest Conference honors, along with being an honorable mention Associated Press Little All-America. Mueller lettered in football, basketball, and baseball at St. Maries High School in St. Maries, Idaho. His brother, Rick, is a college scout for the Jacksonville Jaguars. Randy and his wife, Lori, have a daughter, Riley.

GARY WRIGHT

Vice President/Administration & Communications



Enters into his 20th season and his ninth as a vice president. Named to his current position in June 1995, after serving as Vice President Administration and Public Relations since 1992. An original employee, he joined the Seahawks in 1976 as director of publicity. Was named public relations director in 1982 and added the title of vice president in 1987. Chosen by Steve Largent, the Seahawks first-ever Hall of Fame inductee, to be his presenter at the July 1995 ceremonies. Spent the

two seasons prior to joining the Seahawks as the publicity director for the Southern California Sun of the World Football League and as league publicity director. Also served as vice president of operations for the Phoenix Raquets of World Team Tennis. Wright was the sports information director at Long Beach State University, where he also served as a color commentator on football and basketball radio broadcasts. He taught history and journalism in high school after graduating from Long Beach State, while also coaching football and basketball. Gary and his wife, Ann, have two sons, Larry and Steve, the Seahawks assistant public relations director.

MIKE ALLMAN

Player Personnel Director



Enters his 12th season with the Seahawks. Originally joined the staff on July 1, 1984, as Player Personnel Director, heading up the college scouting department. Spent the 19 years prior to joining the Seahawks with the Washington Redskins, first as a scout, then as Director of College Scouting, and finally as Director of Player Personnel in 1978. The Washington, D.C. area native graduated with a B.A. degree in Economics from Mt. St. Mary's College in Emmitsburg,

Maryland. He also played baseball, lettering three years as an outfielder and twice was an all-conference selection. Allman attended St. Francis Xavier and Gonzaga High Schools and taught junior high school social studies from 1962 through 1965 before joining the Redskins. Mike and his wife, Ann, have four children, Maureen, Theresa, Michael, and Patrick.

TRAIL BLAZER

In 1994, Orlando Watters became the first rookie free agent to start at cornerback in franchise history.

RICK THOMPSON

Assistant Player Personnel Director



An original member of the Seattle staff, Thompson joined the Seahawks in 1975 as an assistant in the player personnel department and was promoted to Assistant Player Personnel Director in July of 1984. In addition to his player personnel duties, Thompson has served as the Seahawks training camp director since 1978. He is a graduate of Hamline University in St. Paul, Minnesota, where he earned a degree in Sports Administration. As an undergraduate, he worked for the Minnesota

Vikings for five years. Thompson is a graduate of Lincoln High School in Bloomington, Minnesota. He and his wife, Kathy, have a daughter, Kacie, and a son, Nicholas.

PHIL NERI

College Scouting Director




Was promoted to College Scouting Director on February 5, 1993, after having worked as a staff scout since July, 1985, and Western Supervisor since 1989. Neri came to the Seahawks after seven seasons, 1979-1985, with the Philadelphia Eagles college scouting department. The year prior to joining Philadelphia, Neri worked for the BLESTO scouting combine. A graduate of Santa Clara University, where he lettered in football, he coached two seasons at Notre Dame High School in

Sherman Oaks, California, and spent two years as a graduate assistant coach at San Jose State before joining BLESTO. Phil's father, Jerry, was a scout with the Detroit Lions for 21 years. Phil and his wife, Julie, have a son, Anthony, and a daughter, Allison.

PAT MONDOCK

Eastern Supervisor



Joined the scouting staff on June 6, 1994, after eight seasons with the Indianapolis Colts. Joined the Colts in June 1986, from BLESTO, where he had been the combine's Western Region Scout. Mondock has 22 years of high school and college coaching experience. He served as the head coach at Washington and Jefferson College in Washington, Pennsylvania, from 1972-82, and was a high school head coach at both Southern Country and Ridgeway High Schools in

Western Pennsylvania, from 1962-70. He holds an undergraduate degree from Lock Haven State College in Lock Haven, Pennsylvania, and a Masters Degree from West Virginia University in Health and Physical Education. Pat and his wife, Kathleen, have five grown children.

WARREN HARPER

Area Scout



Enters his 13th year with the Seahawks as a scout. Brought 28 years of high school and college coaching experience to Seattle, including 15 seasons as linebacker coach and administrative assistant coach at the University of Oklahoma. Harper was a highly successful high school coach in Texas before going to Oklahoma, compiling a 31-8-2 record in two stints, first in Sherman, Texas, and then in Amarillo, Texas. In between, he spent three seasons at the University of Texas-El

Paso, the first as an assistant to O.A. "Bum" Phillips and the last two as head coach. Warren and his wife, Gene, have two children, Robert and Patricia.


DERRICK JENSEN

Area Scout



Begins his fourth year with the Seahawks scouting staff having been hired in 1991 after a seven-year National Football League playing career. Jensen was a third-round draft choice of the Oakland Raiders in 1979 and played in 106 games, starting 21, in his career, including a streak of 105 straight. Served as the captain of the Raiders special teams for five seasons and contributed a blocked punt, which he recovered for the first touchdown, in the Raiders 38-9 win over the

Washington Redskins in Super Bowl XVIII. Also part of the Raiders Super Bowl XV championship team. Finished his Raiders career as the franchise's 13th leading rusher with 780 yards on 224 carries, with five touchdowns. Added 44 receptions and three scores, and returned an onside kick 33 yards for a touchdown against the New York Giants in 1980. Two-time Southland Conference Most Valuable Player while at Texas-Arlington. Finished his career with 3,346 rushing yards, the first player in conference history to top 3,000 yards. Attended Oswatomie High School in Oswatomie, Kansas. Derrick and his wife, Amanda, have a son, Davis.



DOUG KRETZ

Area Scout



Joined the Seattle Seahawks scouting staff full-time in June of 1981 after working two years on a part-time basis. A Seattle Pacific University graduate, Kretz lettered in soccer as a collegian and earned his degree in Physical Education. He broke into coaching at Redmond Junior High in Redmond, Washington. The next four years were spent as an assistant football coach and soccer coach at Newport High in Bellevue, Washington. A native of

Seattle, Kretz attended Mercer Island High School, where he played football and baseball. Doug and his wife, Gerri, have a daughter, Berit.

DAVE NUSZ

Area Scout



Enters his tenth season as a scout, having joined the Seahawks in July, 1986. He spent 28 years as a collegiate assistant coach at the University of Maryland (1956-57), William and Mary (1958-61), University of Detroit (1962-65), University of Texas-El Paso (1966-70), Mississippi State (1971-72), Memphis State (1973-74), Southern Methodist (1974-75), Vanderbilt (1976-78), and the University of Louisville (1979-83). Nusz coached the defensive backs and linebackers for two seasons

(1984-85) with the Jacksonville Bulls of the United States Football League before joining the Seahawks. A graduate of the University of Maryland with a degree in Physical Education, Recreation and Health, Nusz played on three Terrapin teams that won 27-of-32 games, played in two Orange Bowls (1953 and 1955) and won the 1953 National Championship with a 10-1-0 record. The 1955 squad finished third in the nation also with a 10-1-0 mark. Dave and his wife, Bette, have a daughter, Kerry, and a son, Tommy. His last name is pronounced "News."

JIM WHITESEL

Head Trainer



An original member of the staff, Whitesel begins his 20th season and his 13th as head trainer. Joined the Seahawks in 1976 as the assistant trainer before being promoted. Was the head trainer at Seattle Pacific University for the two years prior to joining the Seahawks and also worked as an assistant trainer at the University of Washington and Washington State University. Has spent the last 32 years working in the athletic training field.

Lectured on sports medicine topics in Japan three times and also at annual National Athletic Trainers Association meetings in 1988 and 1990. Has helped design athletic

shoes and a therapeutic knee brace to protect knee ligaments and reduce the risk of injury. Holds a Masters Degree in Sports Medicine from the University of Washington and is a certified member of the National Athletic Trainers Association. Served as the president for the Northwest Athletic Trainers Association District 10. He graduated from Franklin Pierce High School in Tacoma, Washington. Jim and his wife, Sharron, have three children, Anna, Joe, and Mike.

TODD SPERBER

Assistant Trainer

Joined the Seahawks staff in 1994 after 13 seasons with the Los Angeles Raiders. Joined the Raiders as their part-time assistant trainer in 1981 and was promoted to full-time status in 1985. Also served as the conditioning coordinator. Graduated from California Poly San Luis Obispo with a degree in Physical Education. Worked as a student trainer for football and basketball while an undergraduate. Received his Masters Degree in Education/Physical Education from Cal State University Dominguez Hills. Member of the National Athletic Trainers Association and the National Strength and Conditioning Association. Attended Yucaipa High School in Yucaipa, California, lettering in basketball. Todd and his wife, Susie, have a daughter, Carly.



SEAHAWKS STAFF



Chuck Arnold
Account Executive



Dr. Kevin Auld
Team Physician



Julie Barber
Account Executive



Mike Baugh
Admin. Asst./Coaching



Howard Baus
Asst. Equipment Mgr.



Karen Beckman
Staff Accountant



Sarita Carter
Drug Awareness Coord.



Jeanne Denkmann
Coaching Secretary



Duc Dinh
Facilities



Linda Ebi
Scouting Staff



Thom Fermstad
Video Director



Craig Givens
Asst. Video Director



Sandy Gregory
Comm. Services Dir.



Ingrid Hatfield
Receptionist



Dr. Stan Herring
Team Physician



Cindy Kelley
Office Manager



Erik Kennedy
Equipment Staff



Lynn Kennedy
Facilities



Charlotte Kores
Executive Assistant



Reggie McKenzie
Player Programs Dir.



Sterling Monroe
Information Sys. Dir.



John Monson
Facilities Manager



James Nagaoka
Ticket Director



Sharon Nelson
Executive Asst./Owner



Dave Neubert
Public Relations Dir.



Danielle Patterson
Accounting Assistant



Lauri Perry
Admin. Asst./PR



Diana Popow
Executive Sales Dir.



Tag Ribary
Scouting Staff



Dr. Pierce Scranton
Team Physician



Terry Sinclair
Equipment Manager



Patty Sipes
Administrative Staff



Corky Trewin
Team Photographer




Dr. James Trombold
Team Physician



Mike Wacker
Video Projects Director




Steve Wright
Asst. PR Director



COACHING STAFF

DENNIS ERICKSON

Head Coach



SEAHAWKS: Named the fifth head coach in franchise history on January 12, 1995. Erickson follows Jack Patera (1976-82), Mike McCormack (1982), Chuck Knox (1983-91), and Tom Flores (1992-94) as the Seahawks head coach and is the first of the five not to have previous NFL coaching experience. A native of Everett, Washington, Erickson is one of four current NFL coaches to be the head coach of his hometown team. The others are the New York Jets Rich Kotite

(Brooklyn, NY), the Pittsburgh Steelers Bill Cowher (Pittsburgh), and the San Francisco 49ers George Seifert (San Francisco).

COLLEGE HEAD COACHING EXPERIENCE: A proven winner in each of his four college head coaching jobs, Erickson posted a 130-40-1 overall record and won two national championships in 13 seasons as a head coach, enduring only one losing season. In addition, he's captured coach of the year honors in three different conferences, Big Sky, Pac 10, and Big East. Reached 100 career wins in his 137th game, becoming the third-quickest to reach that plateau among Division I head coaches active in 1994 trailing Penn State University's Joe Paterno (122 games) and the University of Nebraska's Tom Osborne (126 games). Spent the past six seasons at the University of Miami compiling an NCAA-best 63-9-0 record (.875) and winning national championships in his first season of 1989 and again in 1991. Posted a 35-2 mark at the Orange Bowl, including being part of an NCAA record 58 straight wins. Became only the second head coach in NCAA history to win a national championship in his first season at the school. The Hurricanes finished the 1989 regular season 10-1, losing only to Florida State, and defeated the University of Alabama in the USF&G Sugar Bowl, 33-25. During the year they knocked off the undefeated defending national champion University of Notre Dame, 27-10. At the end of the year they led the country in total defense (216.5 yards per game), rushing defense (69.1), and scoring defense (9.3 points per game). Erickson was a finalist for national coach of the year honors and was named the All-South Independent Coach of the Year. His 1990 squad finished 10-2 and ranked third in the country following a 46-3 win over the University of Texas in the Mobil Cotton Bowl. In 1991, Miami posted a perfect 12-0 mark capped by a 22-0 win over the University of Nebraska in the Federal Express Orange Bowl, winning a share of the national title with the University of Washington. Winning two national titles in his first three seasons at Miami matched the NCAA record set by the University of Oklahoma's Barry Switzer in 1974 and 1975. In 1992, his squad

ALL-TIME COACHING RECORDS

	Regular Season				Postseason		
	W	L	T	Pct	W	L	Pct
*Jack Patera (1976-82)	35	59	0	.372	—	—	—
Mike McCormack (1982)	4	3	0	.571	—	—	—
Chuck Knox (1983-91)	80	63	0	.559	3	4	.429
Tom Flores (1992-94)	14	34	0	.291	—	—	—
Totals (1976-94)	133	159	0	.455	3	4	.429


* Patera was fired after two games of the 1982 season and replaced by McCormack.

entered the Sugar Bowl 11-0 with a chance to capture a third national title, but dropped a 34-13 decision to eventual national champion Alabama, who finished 12-0. That squad finished third in the country. After both the 1991 and 1992 seasons he was named Big East Coach of the Year. In 1993 Miami finished 9-3 and was ranked 15th, while in 1994, they were 10-2, ranking sixth in the nation. While at Miami, his teams captured two national championships and entered three additional bowl games in contention for a national title, played in six straight New Year's Day bowl games, and won at least 10 games five times. Erickson coached 14 first-team All-America players, a Heisman Trophy winner (quarterback Gino Torretta in 1991), Outland Trophy winner (defensive tackle Russell Maryland 1990), and Lombardi Award winner, (defensive tackle Warren Sapp in 1994). In addition, Maryland was the first pick in the entire 1991 draft. He started his head coaching career at the University of Idaho in 1982 compiling a 32-15-0 (.681) mark in four seasons, the most wins in school history, and advancing to the NCAA I-AA playoffs his first and last seasons in 1982 and 1985. He was named Big Sky Coach of the Year both seasons and the 1985 team captured the school's first conference title in 14 seasons. In 1986 he moved to the University of Wyoming. He installed his Air Express attack in place of the wishbone and turned around a 3-8 team to one that went 6-6, losing three games by seven or fewer points, and finished second in the nation in passing offense, while breaking all school passing records. He moved to Washington State University in 1987 and after a 3-7-1 first season went 9-3-0 in 1988, taking the Cougars to the Aloha Bowl, their first bowl game since 1981, and only the fourth bowl game in school history. Washington State's 24-22 win over the University of Houston was the first bowl game win by a WSU team in 72 years and gave the Cougars a final national ranking of 16th, the highest in school history. That season also included an upset of number one ranked UCLA in Los Angeles. His quarterback, Timm Rosenbach, led the nation in passing efficiency with a 162.0 rating, and was later a first-round supplemental draft choice of the Arizona Cardinals in 1989.

COLLEGE ASSISTANT COACHING EXPERIENCE: Started his career as a graduate assistant at his alma mater, Montana State University, in 1969. He spent the next spring as a graduate assistant at Washington State before moving into the high school ranks as the head coach at Billings Central High School in Billings, Montana. In 1971, he returned to Montana State as the offensive backfield coach. In 1974 and 1975, he served as the offensive coordinator at the University of Idaho, before taking the same job at Fresno State University. In 1979, he moved to San Jose State University as their offensive coordinator remaining there until taking the head coaching job at the University of Idaho in 1982.

COLLEGE PLAYING EXPERIENCE: Was a three-year starter at quarterback at Montana State University from 1966 to 1968, twice earned first-team All-Big Sky Conference honors in 1967 and 1968, and was an honorable mention All-America as a senior. He set school records for career total offense (3,945 yards), career passing yards (3,181), passing yards in a single-season (1,819 in 1968), passing yards in a single game (282 versus Montana), while ranking second all-time with 126 points and 21 touchdowns. His 70-yard pass to Ron Bain against Northern Arizona in 1968 was a school record. In addition, he was the holder for future NFL Hall of Fame kicker Jan Stenerud. Graduated with a B.S. in Physical Education.

PERSONAL: Is a native of Everett, Washington, located 30 miles north of Seattle. His father, Robert (Pink) Erickson, was a highly-successful high school coach at Ferndale High School in Ferndale, Washington, and Cascade High School in Everett, and he and his wife, Mary, still live in Everett. Dennis attended Everett High School, lettering in football and basketball and was 2-1 against his father. The current head coaches of the University of Washington, Jim



Lambright (1961), and Washington State University, Mike Price (1964), along with Erickson (1965), all attended Everett High School. Dennis and his wife, Marilyn, have two sons, Bryce, who will be a sophomore quarterback at Chaffey Junior College in Rancho Cucamonga, California, and Ryan, a high school junior. Born March 24, 1947, in Everett, Washington.

ERICKSON'S COLLEGE COACHING RECORD

Year	School	Overall				Conference			
		W	L	T	Pct.	W	L	T	Pct.
1982	Idaho	9	4	0	.692	5	2	0	.714
1983	Idaho	8	3	0	.727	4	3	0	.571
1984	Idaho	6	5	0	.545	4	3	0	.571
1985	Idaho	9	3	0	.750	6	1	0	.857
1986	Wyoming	6	6	0	.500	4	4	0	.500
1987	Washington State	3	7	1	.318	1	5	1	.214
1988	Washington State (16)	9	3	0	.750	5	3	0	.625
1989	Miami (1)	11	1	0	.917	-	-	-	-
1990	Miami (3)	10	2	0	.833	-	-	-	-
1991	Miami (1)	12	0	0	1.000	2	0	0	1.000
1992	Miami (3)	11	1	0	.917	4	0	0	1.000
1993	Miami (15)	9	3	0	.750	6	1	0	.857
1994	Miami (6)	10	2	0	.833	7	0	0	1.000
		113	40	1	.737	48	22	1	.683

Final Associated Press ranking in parenthesis


ERICKSON'S COACHING CAREER

1969	Montana State University: <i>Graduate Assistant Coach</i>
1970	Washington State University: <i>Graduate Assistant Coach</i> (Spring)
1970	Billings (Montana) Central High School: <i>Head Coach</i>
1971-73	Montana State University: <i>Offensive Backfield Coach</i>
1974-75	University of Idaho: <i>Offensive Coordinator</i>
1976-78	Fresno State University: <i>Offensive Coordinator</i>
1979-81	San Jose State University: <i>Offensive Coordinator</i>
1982-85	University of Idaho: <i>Head Coach</i>
1986	University of Wyoming: <i>Head Coach</i>
1987-88	Washington State University: <i>Head Coach</i>
1989-94	University of Miami: <i>Head Coach</i>

ASSISTANT COACHES

GREGG SMITH

Assistant Head Coach, Tight Ends



SEAHAWKS: Named to his current position on January 12, 1995.

NFL COACHING EXPERIENCE: Begins his first season as an assistant coach in the NFL.

COLLEGE COACHING EXPERIENCE: Has served as Dennis Erickson's offensive line coach since 1982. Originally hired by Erickson at the University of Idaho in 1982. Moved with him to the University of Wyoming (1986), Washington State University (1987-88)


and to the University of Miami (1989-94). While at Miami, he also served as Erickson's assistant head coach, handling administrative duties. Had five of his Miami linemen drafted by NFL teams, including tackle Leon Searcy with the 11th overall pick by the Pittsburgh Steelers in 1992. Another of his drafted linemen was guard Mike Utley at Washington State. Began his coaching career as a graduate assistant at the University of Idaho in 1967.

COLLEGE PLAYING EXPERIENCE: Played one season as a tight end at the University of Idaho before a knee injury ended his career.

PERSONAL: Attended Moscow High School in Moscow, Idaho. Coached in high school at Sunset High in Beaverton, Oregon, from 1969-72, before moving to Buhl High in Buhl, Idaho, as an assistant in 1973. Named head coach at Buhl in 1978 and remained there through the 1981 season. Has a degree in Education from the University of Idaho. Gregg and his wife, Gloria, have three children, Cori, Laci, and Tyler. Born October 28, 1946, in Oklahoma City, Oklahoma. Full name is John Greggory Smith.

BOB BRATKOWSKI

Offensive Coordinator, Wide Receivers



SEAHAWKS: Enters into his fourth season with the Seahawks. Promoted to offensive coordinator and wide receivers coach on January 12, 1995, after having served as wide receivers coach since January 22, 1992.

NFL COACHING EXPERIENCE: Begins his fourth season in the NFL having spent his entire career with the Seahawks.

COLLEGE COACHING EXPERIENCE: Spent 14 seasons in the collegiate

ranks, including the last six seasons as Dennis Erickson's offensive coordinator and wide receivers coach at the University of Wyoming (1986), Washington State University (1987-88) and the University of Miami (1989-91). The University of Miami won two national championships (1989 and 1991) during his tenure. Began his career as the wide receivers coach at the University of Missouri in 1978. Moved to Weber State University as wide receivers coach in 1981

and was promoted to offensive coordinator in 1984 at age 28. Joined Erickson's staff at the University of Wyoming in 1986 as offensive coordinator and wide receivers coach and moved with Erickson to Washington State University in 1987 and to Miami in 1989. At Wyoming, the team broke every school record for team and individual passing, while finishing second in the nation in passing yards per game. While at Washington State, the Cougars ranked third nationally in total offense in 1988 and were tenth in scoring, while posting a 9-3 mark, an Aloha Bowl win and the school's highest-ever national ranking (16th).

COLLEGE PLAYING EXPERIENCE: Lettered three seasons, 1975-77, at Washington State University as a wide receiver. Redshirted in 1974 after playing with the junior varsity in 1973. Earned his degree in Education from the University of Missouri in 1979.

PERSONAL: Attended Premonte High School in Green Bay, Wisconsin, lettering twice each in football, basketball, and golf. His father, Zeke, played quarterback for 14 seasons in the NFL with the Chicago Bears (1954, 1957-60), Los Angeles Rams (1961-63), and Green Bay Packers (1964-68, 1971) and currently is the offensive coordinator and quarterbacks coach for the New York Jets and is in his 24th year as an NFL assistant coach. Bob and his wife, Rebecca, have two children, a son, Shane, and a daughter, Courtney. Born December 2, 1955, in San Angelo, Texas.

GREG Mc MACKIN

Defensive Coordinator



SEAHAWKS: Named to his current position on January 27, 1995, after being originally hired on January 12. Begins his 26th consecutive season handling the defensive side of the football.

NFL COACHING EXPERIENCE: Begins his first season as an assistant coach in the NFL.

COLLEGE COACHING EXPERIENCE: Spent the 1994 season as the defensive coordinator at the University of

Miami after joining Dennis Erickson's Hurricanes staff as the defensive backfield coach in 1993. Miami led the nation in three defensive categories in 1994: total defense, pass defense, and scoring defense. Has spent 20 of the past 22 seasons in the college ranks. Started his career as a graduate assistant coach at the University of Arizona in 1968. Coached in high school for five seasons before moving to Western Oregon State College in Monmouth, Oregon, in 1974 as the defensive coordinator and recruiting coordinator. Handled the same duties at the University of Idaho from 1977-78. Served as the assistant head coach and secondary coach at San Jose State University from 1979-83, where Dennis Erickson was the offensive coordinator from 1979-81, and Jack Elway was the head coach from 1979-83. Joined Elway at Stanford University from 1984-85, where he handled the linebackers. After two seasons in the United States Football League, he served from 1986-89 as the head football coach and assistant athletic director at Oregon Tech University in Klamath Falls, Oregon. From 1990-92 he served as the defensive coordinator at the University of Utah (1990-91) and at the United States Naval Academy (1992).

COLLEGE PLAYING EXPERIENCE: Was a four-year starter and three-time all-conference selection as a defensive back at Southern

Oregon State University, in Ashland, Oregon (1964-68). Graduated with a B.A. degree in Physical Education and earned a Masters in Education from the University of Arizona.

PERSONAL: Attended Springfield High School in Springfield, Oregon. Served as an assistant coach at Aloha High School in Aloha, Oregon, from 1968-71, before being elevated to head coach in 1971 for three seasons. Greg and his wife, Heather, have a daughter, Shannon. Born April 24, 1947, in Springfield, Oregon. Has authored a book, *Coaching the Defensive Backfield*, which is in its second printing.

DAVE ARNOLD

Special Teams



SEAHAWKS: Named to his current position on January 12, 1995.

NFL COACHING EXPERIENCE: Begins his first season as an assistant coach in the NFL.

COLLEGE COACHING EXPERIENCE: Started his college coaching career as an assistant at Michigan State University in 1980, after 12 seasons as a high school coach. Moved to Montana State University as an assistant in 1982, before becoming the head

coach in 1983. At Montana State, he took a team that was 1-10 his first season and turned into a 12-2 team that ended the season with a 10-game winning streak and NCAA Division I-AA National Championship. He earned coach of the year honors from the American Football Coaches Association and CBS-TV. In 1987, he joined Dennis Erickson's staff at Washington State University handling the special teams and assisting Gregg Smith with the offensive line. He moved with Erickson to the University of Miami in 1989. At Miami, he coached the tight ends for the first four seasons, before moving to the running backs in 1993 and 1994, while also handling the special teams.

COLLEGE PLAYING EXPERIENCE: Lettered as a tight end at Drake University, in Des Moines, Iowa. Graduated with a degree in Health, Physical Education, and Recreation in 1967.

PERSONAL: Started his coaching career as an assistant coach at his alma mater, Midland High School in Midland, Michigan, in 1968. Moved to Alma High School in Alma, Michigan, as an assistant in 1973, before being named the head coach in 1974. In his six seasons as a head coach, he won three league titles and was named coach of the year three times. Dave and his wife, Bobbie, have three children. Kim, Karie, and E.J. Born September 18, 1944, in Jackson, Michigan, and was raised in Midland, Michigan.

LONGEST TENURE

Seahawks assistant coach Tom Catlin enters into his 36th consecutive season of professional coaching in 1995, the longest active tenure of any current NFL assistant. Catlin started his career with the Dallas Texans of the American Football League in 1960 and stayed through the 1965 season. He moved to the Los Angeles Rams from 1966-77, Buffalo Bills from 1978-82, and has been with the Seahawks since 1983. Catlin was named *Sports Illustrated's* NFL Coach of the Year in 1992, the first time an assistant coach has been so honored.

TOMMY BRASHER

Defensive Line



SEAHAWKS: Begins his fourth season as the defensive line coach after being hired on January 23, 1992. Was retained by Dennis Erickson on January 16, 1995.

NFL COACHING EXPERIENCE:

Enters into his 12th NFL season in 1994. He has served as the defensive line coach with the New England Patriots (1982-84), Philadelphia Eagles (1985), Atlanta Falcons (1986-89), and Tampa Bay Buccaneers (1990), prior to

joining the Seahawks. He spent the 1991 season in private business.

COLLEGE COACHING EXPERIENCE: Started his college coaching career at the University of Arkansas, his alma mater, as the defensive line coach under Frank Broyles in 1970. He moved to Virginia Tech in 1971 as defensive line and linebackers coach and spent the 1974 and 1976 seasons at Northeastern Louisiana University as defensive coordinator and defensive line coach. He coached the defensive line at Southern Methodist University from 1977 through 1981.

COLLEGE PLAYING EXPERIENCE: A three-year letterman and two-time All-Southwest Conference linebacker under Frank Broyles at Arkansas in 1962 and 1963. He twice played in the Sugar Bowl and was a teammate of Dallas Cowboys owner Jerry Jones and former Cowboys head coach Jimmy Johnson.

PERSONAL: Played football at El Dorado High School in El Dorado, Arkansas, and began his coaching career at El Dorado in 1964 as an assistant. He also coached at Ball High in Galveston, Texas (1965-66), and was the head coach at Hot Springs High in Hot Springs, Arkansas (1967-69). In 1975, he left the college ranks to become the defensive line coach of the Shreveport Steamer of the World Football League. Tommy and his wife, LaNelle, have two daughters, Melodie and Christie. He was born on December 30, 1940, in El Dorado, Arkansas. His last name is pronounced BRAY-zure.

KINGDOME

The Kingdome, at a cost of \$67 million and with an expanded seating capacity of 66,400 for football, is the least expensive domed, air-conditioned stadium of its size in the world. In 1994, an extensive roof and ceiling repair took place after ceiling tiles fell on July 19. Built on a 35.9-acre site in historic Pioneer Square, just south of Seattle's central business district, the walls of the Dome anchor the world's largest self-supporting concrete roof. The first professional football game in the Kingdome, August 1, 1976, between the Seahawks and San Francisco 49ers drew 60,825 fans. The Kingdome is also the home of the American League Seattle Mariners, who started play in 1977. Among other events held in the Kingdome have been the Auto Show, Big Seattle Boat Show, rock concerts, the 1977 AFC-NFC Pro Bowl, 1979 Major League Baseball All-Star Game, the 1984, 1989, and 1995 National Collegiate Athletic Association Final Four Basketball Championships, the 1987, 1988, 1991, and 1992 NCAA West Regional Finals, and the 1987 National Basketball Association All-Star Game.

DAVE BROWN

Defensive Coach



SEAHAWKS: Enters into his fourth season as an assistant coach. Originally joined the Seahawks on January 24, 1992, under Tom Flores, and was retained by Dennis Erickson on January 27, 1995.

NFL COACHING EXPERIENCE:

Brown enters into his fourth season as an NFL assistant in 1995. He is one of three former Seahawks players to currently serve as NFL assistant coaches along with Fred Hoaglin (1976), now

with the New England Patriots, and Sherman Smith (1976-82) with the Houston Oilers.

NFL PLAYING EXPERIENCE: Played 15 seasons as a defensive back with the Pittsburgh Steelers (1975), Seattle Seahawks (1976-86) and Green Bay Packers (1987-89). Missed the 1990 season on injured reserve with Green Bay because of an Achilles tendon injury and retired prior to the 1991 season. Played in 216 of a possible 222 games, starting 203, in his career prior to missing the 1990 season. The six games missed all came in 1981 with a broken leg. Finished his career with 62 interceptions, ranking him tied for fifth in NFL history. Had seven games with two interceptions. Ranks as Seattle's career interception leader with 50. Scored five touchdowns on interception returns, all with the Seahawks. Returned two for touchdowns against the Kansas City Chiefs on November 4, 1984, tying an NFL record. Totaled eight interceptions that season and was voted to the AFC Pro Bowl squad. Voted the Seahawks defensive captain by his teammates from 1983 through 1986. Also holds Seahawks record for career (643) and single-season (179 in 1984) interception return yardage, and career return touchdowns (5). Third inductee into the Seahawks Ring of Honor in 1992. Originally drafted 26th on the first round by the defending Super Bowl Champion Pittsburgh Steelers in 1975, and saw action in 13 games as well as playing in Super Bowl X against the Dallas Cowboys. Was acquired by the expansion Seahawks in the 1976 Veteran Allocation Draft on March 30. Played and started 159 games at both free safety (1976) and right cornerback (1977-86) with Seattle before being traded to the Packers on August 26, 1987, for an eleventh-round 1988 choice. Started all 44 games that he played in Green Bay and was voted by his teammates defensive captain in 1988. Led the Packers with 12 interceptions in his three seasons.

COLLEGE PLAYING EXPERIENCE: Named to the University of Michigan's All-Time Team for the Second 50 Years of Wolverine Football in 1983. Three-year starter at safety and played on teams that posted a 30-2-1 record and shared three Big Ten titles. Was a three-time first-team All-Big Ten choice and a consensus first-team All-America as a junior and a unanimous choice as a senior. Played in the East-West Shrine Game, the Hula Bowl, Coaches All-America and College All-Star games after his senior season. Graduated with a degree in Radio and Television.

PERSONAL: Attended Garfield High School in Akron, Ohio. Active with the Fellowship of Christian Athletes and Pro Athletes Outreach. Is an accomplished racquetball player having finished second in both the 1980 NFL Players Association tournament and the 1987 Washington State Open. Named the 1982 Seattle NFL Man of the Year for his work in the community. Dave, and his wife, Rhonda, have two sons, Aaron and Sterling, and live in Woodinville, Washington. Born January 16, 1953, in Akron, Ohio.

TOM CATLIN

Quality Control



SEAHAWKS: Returns for his 36th consecutive season of coaching professional football and his 13th with the Seahawks. Has coached under Chuck Knox (1983-91), Tom Flores (1992-94), and Dennis Erickson with Seattle. Has concentrated on quality control duties the past two seasons after serving as the Seahawks defensive coordinator from 1983-92. Named *Sports Illustrated's* NFL Coach of the Year for 1992, the first assistant coach ever honored. Also named *Pro Football*

Weekly's Assistant Coach of the Year. Joined Knox's first Seahawks staff on February 8, 1983, as assistant head coach, defensive coordinator, and linebackers coach. Elected to stay on the staff on January 10, 1992, four days after Flores was named head coach. From 1990-92, his defenses twice set new franchise records for fewest yards allowed and were the only unit in the NFL to rank in the top 10 in total defense in each season. In his ten seasons as Seattle's defensive coordinator, the Seahawks led the NFL in both total takeaways (397) and in fumble recoveries (189) and their 208 interceptions rank tied for fourth. In 1984, his second season with the Seahawks, Catlin transformed a defense that had not ranked higher than 13th in a full season in franchise history into the NFL's sixth best unit and one that allowed a record low 282 points. That defense recorded a league high 63 takeaways, the second-highest total in NFL history, including 38 interceptions, the most in the league since 1961. The Seahawks also posted a league high three shutouts, including back-to-back, and held two other teams without a touchdown. In 1984, Seattle also became the first team in NFL history to post a shutout after playing a Monday night game, defeating the Kansas City Chiefs, 45-0, after blanking the Chargers in San Diego, 24-0, in San Diego. The Seahawks returned an NFL record four pass interceptions for touchdowns against the Chiefs. His 1986 unit led the AFC in fewest points allowed. Twice with the Seahawks he successfully switched schemes, first from the 4-3 to the 3-4 in 1983 and from the 3-4 back to the 4-3 in 1990.

NFL COACHING EXPERIENCE: Catlin is the last original American Football League coach still active and his 36 years as an assistant is the most of any NFL assistant after the retirement of Miami Dolphins offensive line coach John Sandusky, who started in 1959. Catlin began his career on Hank Stram's staff with the Dallas Texans in 1960, the AFL's first season, and moved with the franchise to Kansas City in 1963. In 1966, he joined George Allen's staff with the NFL's Los Angeles Rams as defensive backfield coach. In 1969, Allen promoted him to defensive coach. He stayed with the Rams from 1966 through 1977, as he coached under Allen (1966-70), Tommy Prothro (1971-72) and Chuck Knox (1973-77). After the 1977 season, he moved along with Knox to the Buffalo Bills, where he served as defensive coordinator and linebackers coach. He assumed the additional responsibilities of assistant head coach after the 1980 season. With the Bills, he took over a defense that ranked 23rd overall in 1977 and had it rated first overall by 1980. His units finished seventh in 1981 and second in 1982. The Bills also finished first against the pass in 1978 and were second in both 1980 and 1982.

NFL PLAYING EXPERIENCE: Was drafted by the Baltimore Colts on the fourth round on January 22, 1953, but was traded to the Cleveland Browns prior to his rookie season in what still ranks as the biggest player trade in NFL history. Catlin, along with four other

players, including former Seahawks President/General Manager and current Carolina Panthers President Mike McCormack, were dealt to the Browns for 10 players, including current Miami Dolphins head coach Don Shula, on March 26, 1953. Catlin played four seasons with the Browns, 1953-54, and 1957-58, and one with the Philadelphia Eagles, 1959. He spent the entire 1955 and 1956 seasons, and all but the last four games of the 1957 season, as a pilot in the United States Air Force. He played in three NFL championship games with the Browns, winning in 1954 as he served as the defensive signal-caller.


COLLEGE COACHING EXPERIENCE: Got his start coaching the Plebes at West Point under head coach Red Blaik in 1957.

COLLEGE PLAYING EXPERIENCE: Lettered three seasons as a center and a linebacker under Bud Wilkinson. Named a first-team All-America center in 1951 and 1952, and three times, 1950-52, was an All-Big Seven Conference choice. Catlin was only the fourth player in Oklahoma history to be named all-conference at least three times. In 1952, he finished tenth in the Heisman Trophy voting.

PERSONAL: Attended Ponca City High School in Ponca City, Oklahoma. Suffered a heart attack in February 1991, and underwent quadruple bypass surgery, but returned in time for mini camp. He is a member of the Board of Directors of the Seattle Chapter of the American Heart Association. Tom and his wife, Betty, have two children, Kim and Tom, and two grandsons. Catlin was born September 8, 1931, in Ponca City.

NED JAMES

Offensive Staff Assistant



SEAHAWKS: Enters into his first season on the staff. Will assist the offensive coaches.

NFL COACHING EXPERIENCE:

Begins his first season in the National Football League. Coached the running backs with the London Monarchs of the World League of American Football in 1991 and 1992.

COLLEGE COACHING EXPERIENCE:

Spent the previous three seasons as the offensive coordinator at Winona

State University in Winona, Minnesota. Started his coaching career at Arizona State University (1987-88) handling the running backs. Also coached at Long Beach State University (1988-89), and Texas Christian University (1989-90). Coached the running backs at Long Beach State and the linebackers at Texas Christian.

ROAD HOTELS


New Orleans	Westin Canal Place	(504) 566-7006
San Francisco	Westin SF Airport	(415) 692-3500
San Diego	Marriott Mission Valley ..	(619) 692-3800
Los Angeles	Biltmore	(213) 612-1575
Buffalo	Buffalo Hilton	(716) 845-5100
Arizona	Mesa Pavilion Hilton	(602) 833-5555
Jacksonville	Jacksonville Marriott	(904) 296-2222
Washington	Loews L'Enfant	(202) 484-1000
Denver	Stouffer Renaissance	(303) 399-7500
Kansas City	Hyatt Crown Center	(816) 421-1234

COLLEGE PLAYING EXPERIENCE: Lettered two seasons as a quarterback at the University of New Mexico (1965-66). Set a school record with 514 total yards in a 35-25 loss to the University of Wyoming and head coach Dennis Erickson in 1986. Passed for 406 yards and rushed for 108.

PERSONAL: Played professionally with the Montreal Alouettes of the Canadian Football League (1987) and with the Dallas Texans of the Arena Football League (1990). Attended Ulysses S. Grant High School in Los Angeles, California. Born January 18, 1964, in Syracuse, New York.

DANA LeDUC

Strength and Conditioning



SEAHAWKS: Named to his current position on January 12, 1995.

NFL COACHING EXPERIENCE: Begins his first season as an assistant coach in the NFL.

COLLEGE COACHING EXPERIENCE: Coached the last 18 seasons in college, the first 16 at the University of Texas and the last two at the University of Miami under Dennis Erickson. Joined the Longhorns in 1977 after being a six-time All-America selection


in the shot put from 1974-76. Graduated with a B.S. degree in Education.

COLLEGE PLAYING EXPERIENCE: Attended the University of Kansas on a track scholarship for one year before transferring to the University of Texas. Captured one NCAA shot put championship and had a personal best throw of 67'-1/4".

PERSONAL: Attended Washington High School in Tacoma, Washington. State Class AA shot put champion in 1971. Studied at the Institute of Sports and Physical Education in Moscow, Russia, in 1987. Born March 22, 1953, in Tacoma, at Madigan Army Medical Center. His father was stationed at Ft. Lewis and still lives in Tacoma.

ARNIE MATSUMOTO

Defensive Staff Assistant



SEAHAWKS: Enters into his 11th season on the staff and sixth as a coaching staff assistant. Originally hired as an equipment assistant in 1985. Joined the coaching staff in 1989 to assist in video study for grades. In 1990, he assisted in the weight room while continuing his video responsibilities. Since 1991, has concentrated solely on his video duties.

NFL COACHING EXPERIENCE: Has spent his entire six-year coaching

career with the Seahawks.

PERSONAL: Earned a degree in Health and Physical Education from Lewis and Clark College in Portland, Oregon. Attended Tokyo Nodai Niko High School in Takasaki, Gumma, Japan. Arnie and his wife, Corinne, have a son, Alec Kaipo Takeshi. He was born

December 18, 1962, in Iseaki, Gumma, Japan. Full name is Atsushi Matsumoto.



HOWARD MUDD

Offensive Line

SEAHAWKS: Begins his third season on his second tour of duty after being retained by Dennis Erickson on January 12, 1995. Originally joined Seattle as their offensive line coach in 1978 under Jack Patera and remained until 1982. Rejoined the staff on January 28, 1993, under Tom Flores. The Seahawks have ranked first (1993)

and second (1994) in the AFC in rushing the past two seasons.

NFL COACHING EXPERIENCE: Enters into his 22nd consecutive season as an NFL offensive line coach, having entered the league with the San Diego Chargers in 1974. Only eight other assistant coaches ended the 1994 season with more consecutive seasons of service. Moved to the San Francisco 49ers in 1977, and has also coached with the Seahawks from 1978 to 1982, the Cleveland Browns from 1983 to 1988, and the Kansas City Chiefs from 1989 to 1992. In 1985 with Cleveland, his linemen paved the way for runners Kevin Mack and Earnest Byner to each surpass 1,000 rushing yards, becoming only the third pair of backs to each top 1,000 yards, joining Miami's Larry Csonka and Mercury Morris in 1972 and Pittsburgh's Franco Harris and Rocky Bleier in 1975.

NFL PLAYING EXPERIENCE: Enjoyed a seven-year playing career as an offensive guard with the San Francisco 49ers (1964-69) and the Chicago Bears (1969-70). Drafted on the ninth round in 1964 by the 49ers and was traded to the Bears during the 1969 season. Played and started in three Pro Bowl games (1966-68), was twice named first-team All-NFL (1967 and 1968), and was named to the NFL's All-Decade of the 60's Team while with the 49ers. Played one plus seasons with the Bears, suffering a knee injury in 1969, and retired after the 1970 season.

COLLEGE COACHING EXPERIENCE: Began his coaching career as the offensive line coach at the University of California in 1972.

COLLEGE PLAYING EXPERIENCE: Starter at guard and a team captain at Hillsdale College in Hillsdale, Michigan. Member of the NAIA Hall of Fame. Originally enrolled at Michigan State University before transferring. Graduated with a degree in Biology.

PERSONAL: Attended Midland High School in Midland, Michigan. Howard has two children, a son, Darren, and a daughter, Ami, and his wife, Shirley, has a son, Adam. Born February 10, 1942, in Midland, Michigan.

COMING HOME

Dennis Erickson is one of four current NFL head coaches to head up their hometown teams. Erickson was born and raised in Everett, Washington, 30 miles north of Seattle, and attended Everett High School. The Jets' Rich Kotite was born in Brooklyn, New York, and attended Brooklyn's Poly Prep. Pittsburgh's Bill Cowher was born in Pittsburgh and attended Carlynton High in Crafton, Pennsylvania. San Francisco's George Seifert was born in San Francisco, and attended Poly High School in the city. Erickson is also one of six coaches making their NFL debuts, joining Carolina's Dom Capers, Jacksonville's Tom Coughlin, Los Angeles' Mike White, Philadelphia's Ray Rhodes, and St. Louis' Rich Brooks.

MIKE MURPHY

Linebackers



SEAHAWKS: Named to his current position on February 9, 1995.

NFL COACHING EXPERIENCE:

Begins his 10th season as an NFL assistant and his first with the Seahawks. Entered the NFL as the Detroit Lions linebackers coach in 1985 and stayed there until 1989. Coached the inside linebackers with the Arizona Cardinals from 1990-93. Had worked in the Pro Personnel Department of the Carolina Panthers since May of 1994.

COLLEGE COACHING EXPERIENCE: Started his collegiate career at the University of Vermont in 1970 and stayed through 1973, coaching the defensive line, before moving to Idaho State from 1974 to 1976. Spent his first two seasons handling the defensive line before being promoted to defensive coordinator in 1976. Moved to Western Illinois University coaching the linebackers from 1977 to 1978.

COLLEGE PLAYING EXPERIENCE: Played guard and linebacker at Huron University in Huron, South Dakota. Graduated in 1966.

PERSONAL: Served as the defensive coordinator with the Saskatchewan Roughriders of the Canadian Football League from 1979-83 and as the defensive line coach with the Chicago Blitz of the United States Football League in 1984. Started his coaching career at Woonsocket High School in Woonsocket, South Dakota, in 1966. Also coached at Mapleton High School in Denver, Colorado, and at Fairview High School in Boulder, Colorado. Born September 25, 1944, in New York City. Mike has a son, Sam, and a daughter, Sarah. His wife, Gayle, has a daughter, Heather.

RICH OLSON

Quarterbacks



SEAHAWKS: Named to his current position on January 12, 1995.

NFL COACHING EXPERIENCE:

Begins his first season as an assistant coach in the NFL.

COLLEGE COACHING EXPERIENCE:

Is a 19-year college football coaching veteran, including the last three at the University of Miami under Dennis Erickson. Served as Erickson's offensive coordinator and quarterbacks coach in 1993 and 1994 after handling

the wide receivers and quarterbacks upon his arrival in 1992. Joined the Hurricanes after eight seasons as the offensive coordinator at Fresno State University under Jim Sweeney. Olson has also coached under John Robinson at the University of Southern California (1977) as a part time assistant, Ron Meyer at Southern Methodist University (1978-80), where he helped recruit Eric Dickerson and Craig James, and Lou Holtz at the University of Arkansas (1981-83). He coached the offensive line under Robinson, offensive line and running backs at SMU, and defensive backfield at Arkansas. Olson got his first collegiate job as a graduate assistant at Washington State University in 1970. After five seasons in high


school coaching, he spent one season as a part-time assistant at Fresno State (1976) before joining Robinson's USC staff in 1977.

COLLEGE PLAYING EXPERIENCE: Lettered two seasons, 1968-69, at Washington State University as a quarterback and free safety. Graduated with a degree in Physical Education and Political Science.

PERSONAL: Attended Harbor Junior College in Wilmington, California, after graduating from Montebello High School in Montebello, California. Born July 7, 1948, in Los Angeles, California. Rich and his wife, Cindy, have one child, Kasey.

WILLY ROBINSON

Defensive Backs



SEAHAWKS: Named to his current position on January 12, 1995.

NFL COACHING EXPERIENCE: Begins his first season as an assistant coach in the NFL.

COLLEGE COACHING EXPERIENCE: Joined Dennis Erickson's staff handling the defensive backs at the University of Miami in 1994 after 14 seasons at Fresno State University. He began his career as a graduate assistant at Fresno State in 1978 before moving to


be an assistant at San Jose State University in 1979. Returned to Fresno State in 1980 and stayed through the 1993 season handling the secondary (1980-86), linebackers (1987-89), and secondary and special teams (1990-91), before being promoted to defensive coordinator in 1992.

COLLEGE PLAYING EXPERIENCE: Two-time All-Pacific Coast Conference choice as a defensive back at Fresno State University. Earned first-team honors as a junior and second team as a senior. Graduated with a B.S. degree in Physical Education.

PERSONAL: Attended Redwood High School in Visalia, California. Willy and his wife, Lee Ann, have two children, Brittany and Mallory. Born February 10, 1956, in Fort Carson, Colorado.

CLARENCE SHELTON

Running Backs



SEAHAWKS: Enters into his fourth season as the Seahawks running backs coach after being rehired by Dennis Erickson on January 16, 1995. Originally joined the staff on January 21, 1992.

NFL COACHING EXPERIENCE: Enters into his fifth NFL season and fourth with the Seahawks in 1995. Entered the NFL in 1991 as the running backs coach of the Los Angeles Rams.

COLLEGE COACHING EXPERIENCE:

Began his career as a graduate assistant at his alma mater, the University of Houston, in 1975. Spent three seasons (1978-80) at the United States Academy at West Point and three seasons at Indiana University (1981-83) before moving to the University of

Arizona (1984-86) and the University of Southern California (1987-90). Coached the running backs at each stop, except for Army, where he handled the running backs and tight ends. Eight of his backs earned All-Pac-10 honors, including two conference rushing champions and one second place finisher. Was part of three straight Pac-10 Championships and Rose Bowl appearances while at USC.

COLLEGE PLAYING EXPERIENCE: Lettered two seasons (1973-74) as a running back at the University of Houston. Graduated with a B.S. degree in Education.

PERSONAL: Attended Airline High School in Bossier City, Louisiana. He coached one season (1977) at Carroll High School in Corpus Christi, Texas. Attended Long Island University working towards a Masters Degree in Guidance and Counseling. Clarence lives in Kirkland, while his wife, Nancy, lives and works in Los Angeles. Born September 17, 1952, in Bossier City.

SEAHAWKS HEADQUARTERS

In June, 1986, the Seahawks moved into their new office and training headquarters on a 12-acre site adjacent to Northwest College in Kirkland.

The 37,000 square foot, two-story building is the Seahawks year-round home, containing facilities for training camp as well as off-season and regular season practices.

The downstairs contains a 105-man meeting room, six ten-man meeting rooms, a weight room, two racquetball courts, an enlarged locker room, training room with rehabilitative facilities, and equipment room.

Upstairs houses the administrative offices, coaches offices and meeting rooms, the ticket office, and conference rooms.


Outside, the Seahawks are able to practice on three regulation fields, two of natural grass and one of Omni Turf. The turf field is covered in inclement weather by a 55-foot inflatable bubble, eliminating travel to the Kingdome for practice.

To reach the headquarters from Seattle, take Highway 520 Eastbound and exit at the Kirkland Exit. Go right onto Northup Way (first stop light) and left onto 108th Avenue NE (next stop light). Follow 108th for approximately one mile and turn right onto NE 53rd St. Continue to the top of the hill, passing the player and staff entrance on your left. Turn left at top of the hill into the visitor's parking area.

From the Eastside, take Highway 520 Westbound from I-405 and exit onto 108th Avenue NE. Turn right at the stop sign at the end of the exit and proceed up the hill on 108th. Go approximately one mile to NE 53rd Street and turn right. Turn left at top of the hill into the visitor's parking area.

From Southbound on I-405, take the N.E. 70th Street Exit. Take a left at N.E. 72nd Place and another left at 108th Avenue N.E. Go approximately one mile to NE 53rd Street and turn left. Turn left at top of the hill into the visitor's parking area.

From Sea-Tac Airport, follow the signs to I-405 North. Exit onto Highway 520 Westbound (Seattle) after 20-25 minutes. Take Highway 520 from I-405 and exit onto 108th Avenue NE. Turn right at the stop light at the end of the exit and proceed up the hill on 108th. Go approximately one mile to NE 53rd Street and turn right. Turn left at top of the hill into the visitor's parking area.



VETERAN BIOGRAPHIES



98 SAM ADAMS

DT

Height: 6-3 Weight: 285
 College: Texas A&M
 NFL Experience: 2nd Year
 How Acquired: Draft (1st round 1994)
 1994 Games Played/Started: 12/7
 Career Games Played/Started: 12/7
 Birthdate: June 13, 1973
 Birthplace: Houston, TX
 Residence: Redmond, WA

1994: Played the last 12 games, starting seven, six at left end and one at left tackle. Also played extensively at left tackle in the nickel. Missed the first four games due to a knee sprain suffered at San Francisco in the preseason finale. Saw his first action at Indianapolis playing in the nickel. First career start came at left tackle in Denver. Started the last five games at left end. Earned first-team All-Rookie honors from *Pro Football Weekly/Pro Football Writers Association*, *College and Pro Football Newsweekly*, and *Football News*. Credited with 27 tackles, four sacks, and 6.5 tackles for loss. Ranked second in sacks and fifth in tackles for loss. Had one sack and two tackles for loss in the first Denver game and also had sacks versus Cincinnati, Denver, and at Houston. Single-game high five tackles came in the second Indianapolis game. Was the eighth player chosen on the first round of the 1994 draft.

HONORS: 1994, First-team All-Rookie (*Pro Football Weekly/Pro Football Writers Association*, *College and Pro Football Newsweekly*, and *Football News*).

COLLEGE: Three-year starter. Consensus first-team All-America in 1993 by Associated Press, Kodak, United Press International, Walter Camp Foundation. First-team All-Southwest Conference pick in 1993 by Associated Press, *Football News*, Austin American-Statesman, *Dallas Morning News*, *Fort Worth Star-Telegram*, *Houston Chronicle*, *Houston Post*, and *Waco Tribune-Herald*. Led team in big plays (51.5), tackles for loss (13), sacks (10.5), quarterback pressures (16), assisted tackles (33), forced fumbles (5), and fumble recoveries (3), while collecting 78 tackles. First-team All-SWC in 1992 after collecting 56 tackles, 5 tackles for loss, and 4.5 sacks. Conference Newcomer of the Year as a freshman in 1991. First-team Freshman All-America choice by *Football News*. Finished his career with 169 total tackles, 23 tackles for loss, and 20.5 sacks, 7 forced fumbles, 3 fumble recoveries, and 2 interceptions. Also was a member of the track team throwing the shot and discus. Won the shot at the Rice Invitational (55-1 3/4) and the Border Olympics (54-1 2/4). Threw the discus a single-season best 135-1 in 1992. Agricultural Economics major.

PERSONAL: Prep Southwest Defensive Player of the Year and state 5A high school shot put champion at Cypress Creek High School in Houston, Texas. Rated the second best shot putter in the nation while in high school. His father, Sam, Sr., played guard at Prairie View A&M and for the New England Patriots (1972-80) and New Orleans Saints (1981).

ADAMS' NFL RECORD

Defense

Club	G/S	Tkl	So	Ast	T/L	QB	PD	FF	FR
1994 Seattle	12/7	27	20	7	6.5	4.0	4	0	0

MOST EVER

The Seahawks used a record 65 players on their active roster in 1994. Included were 26 new players, the most since 1977, and 12 rookies.



74 JAMES ATKINS

G

Height: 6-6 **Weight:** 303
College: Southwestern Louisiana
NFL Experience: 2nd Year
How Acquired: Free Agent (1993)
1994 Games Played/Started: 4/2
Career Games Played/Started: 4/2
Birthdate: January 28, 1970
Birthplace: Amite, LA
Residence: Amite, LA

1994: Started the last two games at left tackle after injuries sidelined Ray Roberts and Mike Keim in the Houston game. Took over for Keim after two plays of the second half against the Oilers and started against the Los Angeles Raiders and at Cleveland. Was inactive for the first five games before being activated, but not playing, for the next seven contests. Saw his first regular season action against the Indianapolis Colts on December 4.

CAREER: 1993: Signed as a free agent to the practice squad on October 11 and switched to the offensive line. Went to camp with the Houston Oilers after signing as an undrafted free agent on May 26 and was waived on August 31.

COLLEGE: Four-year starter. Started his last two seasons at left defensive tackle after opening his first two years at right tackle. Finished his career with 268 total tackles, 30 tackles for loss, 14 sacks, and five fumble recoveries. Had a single-season high 85 tackles in 1991 and was credited with 10 tackles for loss in both 1989 and 1992. Redshirted in 1988. General Studies major.

PERSONAL: Football and basketball letterman at Woodland High School in Shreveport, Louisiana.

Career Games Played/Started: 1994 (Seattle) - 4/2.



75 HOWARD BALLARD

T

Height: 6-6 **Weight:** 332
College: Alabama A&M
NFL Experience: 8th Year
How Acquired: UFA (Buffalo 1994)
1994 Games Played/Started: 16/16
Career Games Played/Started: 112/96
Birthdate: November 3, 1963
Birthplace: Ashland, AL
Residence: Orchard Park, NY

1994: Started all 16 games at right tackle after signing as an unrestricted free agent on February 28. Missed one play all season. Played his 100th career game against the Pittsburgh Steelers on September 25.

CAREER: Pro Bowl starter after both the 1992 and 1993 seasons. Played his entire career with the Buffalo Bills until signing with the Seahawks. Originally drafted on the eleventh round by the Bills in 1987, but opted to stay in school another year. Has not missed a game in his career, having played 112. Started the last 96 at right tackle, including 80 for the Bills. Also played in 16 postseason games, starting the last 14, including four Super Bowls. **1988:** Signed on April 8. Only rookie offensive lineman to make Buffalo's roster. Played 16 games on special teams and as the backup at right tackle. Blocked a field goal and partially deflected a PAT versus New England. Also played in two playoff games. **1989:** Took over as the starter at right tackle in training camp and opened all 16 regular season and one postseason game. **1990:** Started all

16 regular season and three postseason games at right tackle. UPI second-team All-AFC choice. Twice earned game balls from the coaching staff, versus Cleveland and Philadelphia. **1991:** Started 16 games and three playoff contests at right tackle and was a first-team All-AFC choice by Pro Football Weekly and a member of the All-Madden Team. **1992:** Pro Bowl starter. Opened all 16 regular season and four postseason games at right tackle. Also a first-team All-AFC pick by UPI and Pro Football Weekly. **1993:** Earned second straight trip to the Pro Bowl as a starter. Opened all 16 regular season and three postseason games at right tackle.

HONORS: **1990,** *Second-team All-AFC (UPI).* **1991,** *First-team All-AFC (Pro Football Weekly); All-Madden Team.* **1992,** *AFC Pro Bowl starter; First-team All-AFC (UPI, Football News).* **1993,** *AFC Pro Bowl starter; First-team All-AFC (UPI); Second-team All-NFL (College & Pro Football Newsweekly).*

COLLEGE: Three-year starter at tackle. First-team NCAA Division II All-America in 1987 and a first-team All-Southern Intercollegiate Conference pick in 1986 and 1987. Finalist for the Harlon Hill Trophy, which is awarded to the outstanding Division II player in the country. Missed one season due to a knee injury. Majored in Physical Education.

PERSONAL: Attended Clay County High School in Ashland, Alabama, lettering in football. Nickname is "The House."

BALLARD'S NFL RECORD

Career Games Played/Started:

1988 Buffalo	— 16/0	1991 Buffalo	— 16/16	1994 Seattle	— 16/16
1989 Buffalo	— 16/16	1992 Buffalo	— 16/16	Career	— 112/96
1990 Buffalo	— 16/16	1993 Buffalo	— 16/16		

Postseason Games Played/Started:

1988 Buffalo	— 2/0	1991 Buffalo	— 3/3	1993 Buffalo	— 3/3
1989 Buffalo	— 1/1	1992 Buffalo	— 4/4	Career	— 16/14
1990 Buffalo	— 3/3				

Blocked Field Goals: 1 in 1988.



66 RICH BALDINGER

T

Height: 6-4

Weight: 293

College: Wake Forest

NFL Experience: 13th Year

How Acquired: Free Agent (1995)

1994 Games Played/Started: 0/0

Career Games Played/Started: 157/107

Birthdate: December 31, 1959

Birthplace: Camp Le Jeune, NC

Residence: New York, NY

1995: Signed as a free agent on May 10.

CAREER: Versatile offensive lineman who has played every position but center in his career. Reunited with Seahawks offensive line coach Howard Mudd, who was his coach with the Kansas City Chiefs from 1989-1992. Last played with the New England Patriots in 1993. Entered the NFL as a tenth-round draft choice by the New York Giants in 1982. Has spent the majority of his career with the Chiefs, playing 142 games, with 92 starts, from 1983 through 1992. Started 53 games at right tackle, 33 at left guard, four at left tackle, and two at right guard while with Kansas City. Ranked sixth in games played among offensive linemen and missed only five of a possible 124 games in Kansas City. **1982:** Drafted on the tenth-round by the New York Giants. Played in one game. **1983:** Played two games with the Giants before being waived on October 7. Signed with the Chiefs as a free agent on October 26. Played in six-of-eight games starting the final four at left tackle. Made first

career start at Seattle on November 27. **1984:** Played the first 14 games as a reserve at both right tackle and left guard. Missed the last two games with the mumps. **1985:** Played 16 games. Started the final five games, two at right guard and the next three at left guard. **1986:** Played in 16 games and the Wild Card Playoff game. Started eight games, weeks six through 13, at right tackle. **1987:** Played 12 games, starting the last 11 at left guard. **1988:** Started 14 games at left guard. Missed two games with a neck injury. **1989:** Played 16 games, starting eight. Started three games at right tackle and the final five at left guard. **1990:** Moved from left guard to right tackle during the preseason and started 16 games. **1991:** Started the first 15 games at right tackle before playing as a reserve in the season finale and in both playoff contests. **1992:** Played 13 games, starting 11. Opened the season as the backup at both tackle spots and regained the starting job at right tackle due to an injury and started eight straight games. Sidelined for three games by a shoulder injury, but returned to start the last three contests and the playoff game. Voted by his teammates as the winner of the Ed Block Courage Award. **1993:** Waived by the Chiefs on August 31 and signed as a free agent by the New England Patriots on September 9. Started the last 15 games at right guard. **1994:** Did not play after being waived by New England on April 21.

HONORS: *1992, Ed Block Courage Award winner.*

COLLEGE: Four-year letterman. Starter at right tackle since midway through his freshman season. Earned All-Atlantic Coast Conference honors as a senior. Graduated with a degree in history.


PERSONAL: Lettered in football, basketball, and track at Massapequa High School in Massapequa, New York. A younger brother, Gary, played on the defensive line with the Kansas City Chiefs (1986-88) and Buffalo Bills (1990-91). An older brother, Brian, was a guard with the Dallas Cowboys (1982-87), Indianapolis Colts (1988-91), and Philadelphia Eagles (1992-93).

BALDINGER'S NFL RECORD

Career Games Played/Started:

1982 N.Y. Giants	—	1/0	1989 Kansas City	—	16/8
1983 N.Y. Giants	—	2/0	1990 Kansas City	—	16/16
Kansas City	—	6/4	1991 Kansas City	—	16/15
1984 Kansas City	—	14/0	1992 Kansas City	—	13/11
1985 Kansas City	—	16/5	1993 New England	—	15/15
1986 Kansas City	—	16/8	1994 Did not play		
1987 Kansas City	—	12/11	CAREER TOTALS	—	157/107
1988 Kansas City	—	14/14			

Playoff Games Played/Started: 1986 (Kansas City) - 1/0; 1990 (Kansas City) - 1/1; 1991 (Kansas City) - 2/0; 1992 (Kansas City) - 1/1; Career - 5/2.



81 MICHAEL BATES WR

Height: 5-10 **Weight:** 189
College: Arizona
NFL Experience: 3rd Year
How Acquired: Draft (6th round 1992)
1994 Games Played/Started: 15/0
Career Games Played/Started: 31/1
Birthdate: December 19, 1969
Birthplace: Tucson, AZ
Residence: Woodinville, WA

1994: Played 15 games as a reserve wide receiver and special teams performer. Missed the Cincinnati game because of a concussion. Finished the season with five receptions for 112 yards. Scored his first National Football League touchdown on a 40-yard

touchdown catch from Rick Mirer against the Raiders in Los Angeles. Also had a 39-yard reception in the first Denver game. Returned 26 kickoffs for a 19.5 yard average, with a long of 38 at Kansas City. Credited with 4 special teams tackles and blocked a punt at Indianapolis.

CAREER: Originally drafted on the sixth round in 1992, but did not sign a contract until March 7, 1993, because of track and field commitments. **1993:** Played all 16 games and emerged as one of the NFL's top special teams performers. AFC's first alternate to the Pro Bowl on special teams. Set team records with 22 total special teams tackles and 21 solo tackles, according to unofficial press box statistics, breaking the 1984 marks of another Amphitheater High School (Tucson, Arizona) alum and former Seahawks linebacker, Sam Merriman. Also had a team-high two forced fumbles and two fumble recoveries. Totaled four games, at Cincinnati, at Detroit, Cleveland, and Pittsburgh, with three tackles, and had at least one in 11-of-16. Forced and recovered two fumbles setting up touchdowns. Downed three punts inside the opposition's 10 yardline, including one at the Cincinnati four with Seattle trailing 10-9 with 4:43 left, setting up the game-winning fumble recovery touchdown on the next play in a 19-10 win. Averaged a team-high 20.1 yards on 30 kickoff returns and had 164 yards on four returns, including a 46-yarder against the Kansas City Chiefs on December 5. Made his first career start against Cleveland on November 14.

COLLEGE: Earned two letters in both football and track. Was not enrolled in school in 1991 to concentrate on track. Played both running back and wide receiver. Rushed for 230 yards on 63 carries, a 3.5 average, and two touchdowns, in his career. Added 11 receptions for a 17.0 yard average, and one score, and returned 45 kickoffs for a 23.7 yard average, including a 97-yard touchdown return against Washington State. Punted twice for a 48.0 yard average. Voted the Pac-10's Outstanding Male Performer at the conference track championships in 1989 and 1990, as he won the 100 and 200-meter dashes. Member of the Wildcats 400-meter relay that finished second in the 1989 NCAA Championships. Had a collegiate personal best of 10.17 in the 100-meters and 20.01 in the 200-meters. General Studies major.

PERSONAL: Football and track letterman at Amphitheater High School in Tucson, Arizona. Received all 10 votes in the Best in the West poll conducted by the *Long Beach Press Telegram*. His brother, Mario, was a second-round draft choice of the New Orleans Saints in 1994 as a running back. Mario played collegiately at Arizona State University, while another brother, Marion, played football at the University of Southern California and at the University of Arizona. **The Olympics:** Captured the bronze medal in the 200-meters at the 1992 Summer Olympics in Barcelona, Spain, with a time of 20.38 seconds, finishing behind



the United States' Mike Marsh (20.01) and Namibia's Frank Fredericks (20.13). His personal best in the 200-meters is 20.01 at the June 1992 Olympic Trials.

BATES' NFL RECORD

Receiving

Club	G/S	No	Yds	Avg	LG	TD
1993 Seattle	16/1	1	6	6.0	6	0
1994 Seattle	15/0	5	112	22.4	40t	1
NFL TOTALS	31/1	6	118	19.7	40t	1

Rushing

Club	G/S	No	Yds	Avg	LG	TD
1993 Seattle	16/1	2	12	6.0	6	0
1994 Seattle	15/0	2	-4	-2.0	2	0
NFL TOTALS	31/1	4	8	2.0	6	0

Kickoff Returns

Club	G/S	No	Yds	Avg	LG	TD
1993 Seattle	16/1	30	603	20.1	46	0
1994 Seattle	15/0	26	508	19.5	38	0
NFL TOTALS	31/1	56	1111	19.8	46	0

Special Teams

Club	G/S	Tkl	So	Ast	I20	T/L	FF	FR
1993 Seattle	16/1	*22	*21	1	5.5	0.0	2	2
1994 Seattle	15/0	4	3	1	0.0	0.0	0	0
NFL TOTALS	31/1	26	24	2	5.5	0.0	2	2

* Team Record



20 JAY BELLAMY

S

Height: 5-11

Weight: 193

College: Rutgers

NFL Experience: 2nd Year

How Acquired: CFA (1994)

1994 Games Played/Started: 3/0

Career Games Played/Started: 3/0

Birthdate: July 8, 1972

Birthplace: Perth Amboy, NJ

Residence: Cliffwood, NJ

1994: Played three-of-the-first-nine games on special teams and as a reserve safety. Injured his shoulder against Cincinnati on November 11 and missed the rest of the season on injured reserve. Was credited with two special teams tackles, according to press box statistics. Had 13 tackles, two fumble recoveries, an interception, and a forced fumble in the preseason. Signed as an undrafted free agent on April 27, and was the only undrafted rookie free agent to make the final 53-man roster.

COLLEGE: Four-year letterman and three-year starter at both cornerback and free safety. Three-time second-team All-Big East choice. Finished his career with 192 tackles and eight interceptions. Had 56 tackles and four interceptions in 1992, with 46 tackles in 1993. One of four true freshmen to letter in 1990. Returned one of his two interceptions that season 21 yards for a touchdown versus Temple. Majored in Sociology.

PERSONAL: Played quarterback and free safety at Matawan High School in Aberdeen, New Jersey. Returned three punts for touchdowns as a senior. Also lettered in track. His brother, Eric, lettered in football at Georgia Tech (1989-90). Full name is John Bellamy.

BELLAMY'S NFL RECORD

Special Teams

Club	G/S	Tkl	So	Ast	I20	T/L	FF	FR
1994 Seattle	3/0	2	2	0	0.0	0.0	0	0



50 DUANE BICKETT

LB

Height: 6-5

Weight: 251

College: Southern California

NFL Experience: 11th Year

How Acquired: UFA (Indianapolis 1994)

1994 Games Played/Started: 7/1

Career Games Played/Started: 144/138

Birthdate: December 1, 1962

Birthplace: Los Angeles, CA

Residence: El Segundo, CA

1994: Played seven-of-the-first-eight games as a reserve linebacker and on special teams. Started at right linebacker at San Diego and had six tackles, all solo. Was inactive for the next seven games because of a back injury before being placed on injured reserve prior to the season finale in Cleveland. Signed as an free agent on June 29.

CAREER: Played his entire career with the Indianapolis Colts after being their first-round draft choice in 1985 prior to joining the Seahawks. Was the fifth player chosen overall after defensive end Bruce Smith (Buffalo Bills), tackle Bill Fralic (Atlanta Falcons), defensive end Ray Childress (Houston Oilers), and linebacker Chris Doleman (Minnesota Vikings). Played and started 137 of a possible 140 games with the Colts. Had a streak of 80 consecutive games played and started snapped in 1988. Also missed one game in both 1992 and 1993. Credited with 1,052 tackles with the Colts, including 720 solos. Added 52.5 sacks, 14 fumble recoveries, and nine forced fumbles. Never finished lower than fourth in tackles during his time with Indianapolis and twice led, in 1987 with 113, and in 1988 with 126. Was second in 1986, 1990, and 1991. Had at least 100 tackles in each of his first seven seasons and has 34 games with at least 10 tackles. Twice, in 1987 and 1989, had a single-season high eight sacks, and led team in sacks in each of his first two seasons. Has nine games with at least two sacks, including games of four versus the New York Jets in 1987 and three versus Cleveland in 1993. **1985:** Started 16 games and was named NFL Defensive Rookie of the Year. Led in sacks with six and was third in tackles with 141. Had sacks in each of the last five games. Totaled four games with at least 10 tackles, including 15 versus Miami, and intercepted his first pass versus Buffalo. Added nine special teams tackles. **1986:** Started 16 games and led team in sacks for second straight season with six. Totaled 144 tackles to rank second to Cliff Odom's 151. Had 15 tackles versus San Diego, one of five games in double figures. Intercepted passes at Buffalo and at Houston. **1987:** Started all 12 games played by the regulars and was chosen as a starter for the AFC in the Pro Bowl. Led team with 113 tackles, 74 solo tackles, and with a career-high eight sacks. Had four sacks at the New York Jets (11/1) to earn AFC Defensive Player of the Week honors. Returned a fumble 28 yards at Miami. Started at Cleveland in the playoffs. **1988:** Led team in tackles for the second straight season while starting 16 games. Credited with 126 tackles and a single-season high three interceptions. Had six games with at least 10 tackles. Also led in assisted tackles with 43 and was second in sacks with 3.5. AFC Defensive Player of the Week versus New England with 10 tackles, one interception, and one fumble recovery. **1989:** Started 16 games and had 100 tackles to rank fourth. Tied his single-season best with eight sacks, including two each at Cincinnati and at New Orleans. **1990:** Played and started 15 games. Missed versus Kansas City with a hamstring injury snapping a streak of 80 straight games played and started. Second in tackles with 117 and had five double figure tackle games to total 27 for his career. **1991:** Started 16 games and finished second in tackles with 125. Had four games with at least 10 tackles, including

13, with two sacks, and a forced fumble versus New England. **1992:** Started 15 games. Did not play versus New England because of a hamstring injury. Tied for third with 89 tackles. **1993:** Started 15 games, 14 at strong linebacker and one at right end. That start, versus San Diego, was the first of his career at a position other than outside linebacker. Was fourth in tackles with 97. Totaled 14 tackles, one off his single game high, versus Buffalo. Had 3.5 sacks, including 3 versus Cleveland, to earn AFC Defensive Player of the Week honors.

HONORS: **1985**, *Defensive Rookie of the Year* (Associated Press); *First-team All-Rookie* (Associated Press, UPI, Pro Football Writers of America, Football Digest). **1987**, *Pro Bowl starter*; *First-team All-AFC* (UPI, Pro Football Weekly); *Second-team All-NFL* (Associated Press); *AFC Defensive Player of the Week* (vs. N.Y. Jets). **1988**, *AFC Defensive Player of the Week* (vs. New England); *Second-team All-AFC* (UPI). **1993**, *AFC Defensive Player of the Week* (vs. Cleveland).

COLLEGE: Three-year letterman and two-year starter. First-team All-Pac-10 Conference and conference Defensive Player of the Year as a senior. First-team All-America choice by The Sporting News, NEA, The Football Writers, and UPI. First-team Academic All-America as a junior and a senior and a three-time first-team all-conference choice. National Football Foundation Scholar-Athlete and NCAA Post-graduate scholarship winner. Played tight end, defensive tackle, and inside linebacker before moving to outside linebacker as a senior. Ended his career with 291 tackles, including 27 for loss. Totaled 151 tackles, 19 tackles for loss, six sacks, and an interception as a senior. Played in the Hula Bowl and Japan Bowl after graduation. Accumulated a 3.67 grade point average and graduated with a degree in Business Administration.

PERSONAL: Football, basketball, and baseball letterman at Glendale High School in Glendale, California. Caught 47 passes as a tight end and averaged 12 tackles per game as a senior. Averaged 23 points per game and named Most Valuable Player in CIF Division II Championship Game as team won state basketball title. Pitched and played first base in baseball. Worked with the United Way while in Indianapolis and made annual donations to that city's Noble Center for Retarded Citizens through tackle and interception totals. Duane and his wife, Mara, were married on February 18, 1995.

BICKETT'S NFL RECORD

Club	G/S	Defense							
		T	S	A	Int	QB	PD	FF	FR
1985 Indianapolis	16/16	141	87	54	1	6.0	5	1	2
1986 Indianapolis	16/16	144	104	40	2	6.0	3	1	1
1987 Indianapolis	12/12	113	74	39	0	8.0	3	2	2
1988 Indianapolis	16/16	126	83	43	3	3.5	7	1	1
1989 Indianapolis	16/16	100	83	17	1	8.0	7	0	3
1990 Indianapolis	15/15	117	84	33	1	3.5	2	1	2
1991 Indianapolis	16/16	125	82	43	0	5.0	2	1	0
1992 Indianapolis	15/15	89	62	27	1	6.5	4	1	2
1993 Indianapolis	15/15	97	61	36	0	3.5	0	0	1
1994 Seattle	7/1	8	7	1	0	0.0	0	0	0
NFL TOTALS	144/138	1060	727	333	9	50.0	33	8	14

ADDITIONAL STATISTICS

Postseason Games Played/Started: 1987 (Indianapolis) - 1/1.

Special Teams Tackles: 9 in 1985; 5 in 1986; 14 total.

SINGLE GAME HIGHS

Defense


Tackles (Solos and Assists): 15, 2 Times (Last: vs. San Diego 11/30/86 [10+5])

Sacks: 4, vs. N.Y. Jets 11/1/87

Interceptions: 1, 6 Times (Last: at N.Y. Jets 12/13/92)

Forced Fumbles: 1, 9 Times (Last: vs. San Diego 10/18/92)

Fumble Recoveries: 1, 14 Times (Last: at Miami 10/24/93)



25 ROBERT BLACKMON S

Height: 6-0

Weight: 203

College: Baylor

NFL Experience: 6th Year

How Acquired: Draft (2nd round (b) '90)

1994 Games Played/Started: 15/15

Career Games Played/Started: 77/67

Birthdate: May 12, 1967

Birthplace: Bay City, TX

Residence: Sugarland, TX

1994: Started the first 15 games at strong safety, missing the Cleveland game because of a hamstring injury suffered versus the Los Angeles Raiders. Totaled 69 tackles on defense, according to unofficial press box statistics, to lead all defensive backs and rank seventh on the team. Had a season-high eight in the second Indianapolis game and totaled seven in two others, including Pittsburgh, where he had an interception. Led the team with three fumble recoveries and tied a team record with two fumble recoveries in the second Kansas City game. The second came with 1:01 left preserving a 10-9 win. Also forced a fumble in that game and earned AFC Defensive Player of the Week honors. Stopped Houston's Todd McNair on a two-point conversion attempt with 2:53 left to seal a 16-14 win. Had a 52-yard interception return for a touchdown at Washington nullified by a penalty.

CAREER: Second of two second-round draft choices in 1990 and has been the full-time starter at strong safety since 1991 after opening the first three games of 1990. Totals 316 tackles, according to unofficial press box statistics, and seven interceptions. His 2.5 sacks against the Philadelphia Eagles in 1992 is a single-game high for a defensive back. Scored the quickest touchdown in franchise history by returning a fumble 14 seconds into the Cleveland game in 1993. **1990:** Started 5-of-15 games at strong safety, including the first three. Missed one game because of a knee injury. Had 36 tackles, according to unofficial press box statistics, and added five special teams tackles. **1991:** Started 16 games at strong safety. Credited with 64 tackles, two tackles for loss, one sack, a forced fumble and a fumble recovery. Collected his first career interception against the New York Jets and also had picks in the second Denver and Los Angeles Rams games. Forced a fumble on a sack at the Los Angeles Raiders. **1992:** Started 15 games at strong safety, missing the Miami game with a hip injury suffered at New England. Finished the season with a career-high 65 tackles, according to unofficial press box statistics. Had a single-game high 11, including seven unassisted, against Philadelphia, and nine, all unassisted, against Cincinnati. Two-and-a-half of his tackles against the Eagles were sacks, and also had a sack and a forced fumble at San Diego. Had a career-long 69-yard interception return against Denver. **1993:** Started 16 games at strong safety. Established a career high with 74 total tackles, according to unofficial press box statistics. Scored his first career touchdown with a five-yard return of a fumble against Cleveland. Score came on the first play of the game (14 seconds elapsed) and was the quickest score in franchise history. Intercepted two passes, versus New England and Phoenix.

HONORS: **1990**, First-team All-Rookie (*Pro Football Writers' Association, Pro Football Weekly, College and Pro Football Newsweekly, Football Digest*). **1994**, AFC Defensive Player of the Week (vs. Kansas City 11/27).

COLLEGE: Football News first-team All-America in 1989. Three-time first-team All-Southwest Conference choice and four-year letterman. Had 80 tackles and eight interceptions in 1989. Tied for sixth in the country in interceptions. Intercepted four passes and

returned two for touchdowns in a 50-7 win against Texas as a senior. Interception and touchdown totals both rank as the second-most in SWC history. Finished his career with 227 tackles, 17 tackles for loss, and 14 interceptions. Also had four sacks. Co-led the team with five interceptions as a sophomore.

PERSONAL: Played defensive back and quarterback at Van Vleck High School in Van Vleck, Texas. Also lettered in basketball and track. First-team all-state choice as a senior at defensive back and a second-team choice at quarterback by the Texas State Sportswriters. Threw six touchdown passes in a state playoff game loss against Cuero High School. State high school 110-meter high hurdles champion. Robert and his wife, Gayle (6/22/91), have a daughter, Kyrsten Nicole (5/10/92).

BLACKMON'S NFL RECORD

Interceptions						
Club	G/S	No	Yds	Avg	LG	TD
1990 Seattle	15/5	0	0	0.0	0	0
1991 Seattle	16/16	3	59	19.7	29	0
1992 Seattle	15/15	1	69	69.0	69	0
1993 Seattle	16/16	2	0	0.0	0	0
1994 Seattle	15/15	1	24	24.0	24	0
NFL TOTALS	77/67	7	152	21.7	69	0

Defense									
Club	G/S	Tkl	So	Ast	T/L	QB	PD	FF	FR
1990 Seattle	15/5	41	36	5	1.0	0.0	1	0	1
1991 Seattle	16/16	64	52	12	2.0	1.0	16	1	1
1992 Seattle	15/15	67	51	16	4.0	3.5	5	1	1
1993 Seattle	16/16	74	55	19	3.0	0.0	11	0	1
1994 Seattle	15/15	70	50	20	1.5	0.0	7	1	3
NFL TOTALS	77/67	316	244	72	11.5	4.5	40	3	7

Totals include special teams statistics. Tackles for loss includes sacks.

SINGLE GAME HIGHS

Defense

Tackles (Solos and Assists): 11, vs. Philadelphia 12/13/92 (OT) (7+4)

Tackles For Loss (Includes sacks): 2.5, vs. Philadelphia 12/13/92 (OT)

Sacks: 2.5, vs. Philadelphia 12/13/92 (OT)

Interceptions: 1, 7 Times (Last: vs. Pittsburgh 9/25/94)

Forced Fumbles: 1, 3 Times (Last: vs. Kansas City 11/27/94)

Fumble Recoveries: *2, vs. Kansas City 11/27/94

* Equals team record



69 JEFF BLACKSHEAR G

Height: 6-6

Weight: 323

College: Northeast Louisiana

NFL Experience: 3rd Year

How Acquired: Draft (8th round (a) '93)

1994 Games Played/Started: 16/16

Career Games Played/Started: 31/18

Birthdate: March 29, 1969

Birthplace: Fort Pierce, FL

Residence: Fort Pierce, FL

1994: Started 16 games at left guard and did not miss a play all season. Joined former center Ray Donaldson as the only players not to miss a play.

CAREER: Has appeared in 31-of-32 games with 18 starts since being the first of two eighth-round draft choices in 1993. **1993:** Played 15-of-16 games. Played the second half against Denver and started against Kansas City and at the Los Angeles Raiders at right guard. Also saw action at left guard against Pittsburgh.

COLLEGE: Two-year starter at guard after transferring from junior college. First-team All-Louisiana and Kodak first-team All-America. Second-team All-Southland Conference choice in 1992. Took over

as the starter with three games left in his junior season. Two-year starter at tackle at Northwest Mississippi Junior College in Senatobia, Mississippi. Majored in Criminal Justice.

PERSONAL: Played tight end and defensive end at Westwood High School in Fort Pierce, Florida. Caught 13 passes for a 28.1 yard average and four touchdowns as a senior.

BLACKSHEAR'S NFL RECORD

Career Games Played/Started: 1993 (Seattle) - 15/2; 1994 (Seattle) - 16/16; Career - 31/18.



89 BRIAN BLADES

WR

Height: 5-11

Weight: 186

College: Miami

NFL Experience: 8th Year

How Acquired: Draft (2nd round 1988)

1994 Games Played/Started: 16/16

Career Games Played/Started: 102/88

Birthdate: July 24, 1965

Birthplace: Ft. Lauderdale, FL

Residence: Plantation, FL

1994: Started 16 games and set a new single-season reception record for the second straight season. Caught 81 passes for a personal best 1,086 yards and four touchdowns, breaking his old mark of 80 catches set in 1993. Topped 1,000 yards for the third time in his career and broke his previous single-season best of 1,063 yards set in 1989. Finished fifth in the AFC in receptions (third among wide receivers) and seventh in yards (sixth amongst receivers). Posted his 14th 100-yard game with 141 on seven receptions in the second Kansas City game. Had two other games with 90 or more yards, including 97 on four catches, with a 45-yarder on the game's fourth play, versus Pittsburgh. Had seven catches, including two for touchdowns, in the first Chiefs game. Season-best eight catches came in the first San Diego game. Led the AFC with 33 receptions on third down. Became only the second player in franchise history to have both a rushing play and a receiving play of at least 40 yards in the same game. Had a 41-yard pass reception and a 40-yard run on a reverse versus Cincinnati. Joins Dan Doornink (46 rush, 44 receiving against the Denver Broncos on January 2, 1983). Is now one of only six players in franchise history to have 40+ yard plays both rushing and receiving in a career. Caught his 400th career pass in the second Indianapolis game and passed 5,000 career yards in the second San Diego game.

CAREER: Was the Seahawks second-round draft choice in 1988, but their first selection overall. Ranks second all-time in receiving yards with 5,560 (Steve Largent leads with 13,089) and is third in receptions with 416 (Largent 819, John L. Williams 471). Is third in receiving touchdowns with 26, and is second with 14 100-yard games. Has more 1,000-yard receiving seasons (3) than anyone, other than Largent (8), in team history. Twice has caught game-winning touchdown passes with less than 1:00 minute left, against San Diego (10/29/89) and versus New England (10/24/93). Also caught the game-tying score with 0:00 left versus Denver (11/30/92). Has 17 rushing attempts for 120 yards. Joined Dan Doornink (1982) in 1994 as the only players in team history to have both a rushing and receiving play of at least 40 yards in the same game. Accomplished the feat against Cincinnati (11/6/94) and also ranks as only one of six players to have two such plays in a career.

1988: Played in 16 games, starting 7-of-the-last-10. Led the Seahawks in receiving yardage (682), the first player other than Steve Largent to do so in franchise history. Also led in touchdowns (8) and was second in receptions (40). Led all NFL rookies in

touchdowns, was fifth in receptions, and fourth in yards. Had two 100-yard games, including a team rookie record 145 against New Orleans in his first start. Had 123 yards on six receptions and two touchdowns at the Los Angeles Raiders in a 43-37 win that clinched the AFC West title. Had five receptions for 78 yards in the playoff game at Cincinnati. **1989:** Led team in receptions (77) and yards (1,063), was voted team MVP and selected to the Pro Bowl. Finished two catches off the team single-season record. Ranked second in the AFC in receptions and seventh in yards. Set a career-high with 10 receptions against San Diego, including the game-winning score with 0:40 left. Totaled four 100-yard games. **1990:** Started 16 games and had 49 receptions for 525 yards and three scores. Had two of the scores against Minnesota. **1991:** Started 16 games and led team in receptions (70) and yards (1,003). Posted his second 70+ catch season and second with more than 1,000 yards. Joined Steve Largent as only players in franchise history to have two 1,000-yard seasons. Only Largent (six and eight) has more 70+ catch and 1,000-yard seasons. Tied for seventh in the AFC in receptions and was eighth in yards. Opened the season by posting career highs in receptions (12) and yards (160) at New Orleans and equalled his best with two touchdown receptions. Catches tied for second most in a single game in team history while yardage total was seventh best. Had two other games over 100 yards, 131 at San Diego and 107 at Denver and three with 97, 99, and 99. Caught eight passes at both Kansas City (97 yards) and San Diego (131). **1992:** Did not sign until September 2, missing all of training camp and the preseason. Suffered a shoulder injury on his first play against the Cincinnati Bengals in the season opener and missed 10 games on injured reserve before returning to start the last five. Caught a game-tying three-yard touchdown pass on the last play of the game in the first Denver game, his first game back from the injury, a game eventually won by the Seahawks 16-13 in overtime. Posted Seattle's only 100-yard receiving game of the season with six receptions for 103 yards against San Diego in the season finale. The 100-yard game was Seattle's first since he had 131 yards on eight catches at San Diego on November 10, 1991, and was the 11th of his career. Was designated one of two transition players after the season. **1993:** Played 16 games, starting 14. Broke the existing franchise record for receptions with 80 receptions, topping Steve Largent's 1985 record of 79. Finished tied for fourth in the AFC in receptions and was sixth in yards with 945. Caught 10 passes for 132 yards in a 31-14 win over San Diego. Had 134 yards on 7 receptions in a 16-6 win over Pittsburgh. Caught the game-winning touchdown pass with 25 seconds left in a 10-9 win over New England. Totaled at least five receptions in 10-of-16 games. Had nine receptions against the Patriots and seven at Denver and in the first Kansas City game. Caught five in the second Chiefs game to break Largent's record.

HONORS: *1988, First-Team All-Rookie (Pro Football Weekly, College and Pro Football Newsweekly). 1989, AFC Pro Bowl squad; Marcus Nalley Trophy (Seahawks MVP as voted by teammates); UPI Second-team All-AFC. 1994, AFC Pro Bowl First Alternate, Steve Largent Award, Seahawks NFL Man of the Year Nominee, Elementary School Teacher Named NFL Teacher of the Month for October, Byron "Whizzer" White Award nominee (voted by teammates).*

COLLEGE: Four-year letterman. Finished his career with 80 receptions for 1,493 yards, a 15.7 yard average, and 15 touchdowns. Finished second on the school receiving touchdown list and was fifth in yards. Caught the game-winning two-point conversion in a 26-25 win over Florida State in 1987. Team went on to a 12-0 record and the national championship. Had 29 receptions for 394 yards and five touchdowns, including three two-point conversions, as a senior. Had 18 catches for 392 yards, a

21.8 average, and four scores as a junior and 30 for 657 yards and six touchdowns as a sophomore. Played in four bowl games in his career and also played in the Japan Bowl. Redshirted in 1983. Majored in Business Management.

PERSONAL: Lettered in football and track at Piper High School in Fort Lauderdale, Florida. Older brother of Detroit Lions Pro Bowl safety Bennie Blades, an All-America at Miami and a first-round draft choice by the Lions in 1988. Organized the Fort Lauderdale Youth Track Club in his hometown and also volunteered as a sprint coach at Coral Springs High School in Coral Springs, Florida, during the offseason. Has hosted a Christmas party for the past five years for homeless children. Distributed posters of himself with the message, "Hard Work Pays Off." Is also active with First Place, a school for homeless children, Seattle Emergency Housing, Fred Hutchinson Cancer Research Center, First Place, United Negro College Fund, and the Big Brothers of King County. Was part of the NFL F.A.C.T. Trading Cards, promoting Football and Academics, a Championship Team. The program utilizes football cards as motivational learning tools. Brian has two daughters, Brittany and Brianne.

BLADES' NFL RECORD

Receiving

	Club	G/S	No	Yds	Avg	LG	TD
1988	Seattle	16/7	40	682	17.1	55	8
1989	Seattle	16/14	77	1063	13.8	60	5
1990	Seattle	16/16	49	525	10.7	24	3
1991	Seattle	16/16	70	1003	14.3	52	2
1992	Seattle	6/5	19	256	13.5	37	1
1993	Seattle	16/14	80	945	11.8	41	3
1994	Seattle	16/16	*81	1086	13.4	45	4
NFL TOTALS		102/88	416	5560	13.4	60	26

ADDITIONAL STATISTICS

Rushing: 5 attempts for 24 yards, 4.8 average, long of 12, no touchdowns in 1988; 1 attempt for 3 yards in 1989; 3 attempts for 19 yards, 12 long in 1990; 2 attempts for 17 yards, 11 long in 1991; 1 attempt for 5 yards in 1992; 5 attempts for 52 yards, 26 long in 1993; 2 attempts for 32 yards, 40 long in 1994; **19 attempts for 152 yards, 7.1 average, 26 long, 0 touchdowns, career.**

SINGLE GAME HIGHS

Receiving

Most Receptions: 12, at New Orleans 9/1/91

Most Yards: 160, at New Orleans 9/1/91

Longest Reception: 60, vs. Cincinnati 12/10/89 (TD)

Most Touchdowns: 2, 4 Times (Last: at Kansas City 10/23/94)

Longest Touchdown: 60, vs. Cincinnati 12/10/89

* Team Record

BLADES' POSTSEASON NFL RECORD

Receiving

	Club	G/S	No	Yds	Avg	LG	TD
1988	Seattle	1/1	5	78	15.6	24	0

BLADES' 100-YARD GAMES

Date	Opponent	No	Yds	Avg	LG	TD
09/01/91	at New Orleans	12	160	13.3	31	2
09/17/89	Phoenix	9	146	16.2	28	1
10/16/88	New Orleans	8	145	18.1	52	1
11/27/94	Kansas City	7	141	20.1	34	0
12/05/93	Kansas City	7	134	19.1	41	0
10/03/93	San Diego	10	132	13.2	20	1
11/10/91	at San Diego	8	131	16.4	39	0
12/18/88	at L.A. Raiders	4	123	30.8	55	2
11/26/89	at Denver	8	122	15.3	29	0
10/29/89	San Diego	10	117	11.7	21	1
10/01/89	at L.A. Raiders	7	113	16.1	32	1
12/10/89	at Cincinnati	6	107	17.8	60	1
09/15/91	at Denver	5	107	21.4	47	0
12/27/92	San Diego	6	103	17/2	37	0

BLADES VS. THE NFL

Opponent	G	No	Yds	Avg	LG	TD
Arizona	2	11	177	16.1	28	1
Atlanta	2	4	88	22.0	53	0
Buffalo	2	6	75	12.5	26	0
Chicago	1	0	0	0.0	0	0
Cincinnati	6	25	381	15.2	60	1
Cleveland	4	14	192	13.7	28	1
Dallas	0	0	0	0.0	0	0
Denver	14	54	696	12.9	47	1
Detroit	2	10	78	7.8	15	0
Green Bay	1	1	7	7.0	7	0
Houston	4	11	133	12.1	23	1
Indianapolis	3	11	126	11.5	36	0
Kansas City	12	60	854	14.2	41	4
L.A. Raiders	12	39	638	16.4	55	5
L.A. Rams	2	8	114	14.3	44	0
Miami	1	4	45	11.3	15	0
Minnesota	1	5	50	10.0	13	2
New England	5	18	138	7.6	17	2
New Orleans	2	20	305	15.3	52	3
N.Y. Giants	1	3	36	12.0	18	0
N.Y. Jets	1	4	53	13.3	19	0
Philadelphia	2	6	51	8.5	16	0
Pittsburgh	4	13	226	17.4	45	0
San Diego	13	71	915	12.9	39	4
San Francisco	2	3	29	9.9	13	0
Tampa Bay	1	5	58	11.6	20	0
Washington	2	10	95	9.5	16	1

BLADES GAME BY GAME

1988	Opponent	No	Yds	Avg	LG	TD
09/04	at Denver	2	20	10.0	12	0
09/11	Kansas City	3	39	13.0	17	1
09/18	at San Diego	1	6	6.0	6	0
09/25	San Francisco	0	0	0.0	0	0
10/02	at Atlanta	1	53	53.0	53	0
10/09	at Cleveland	2	33	16.5	17	0
10/16	New Orleans	8	145	18.1	52	1
10/23	at L.A. Rams	2	29	14.5	19	0
10/30	San Diego	2	30	15.0	23	1
11/06	Buffalo	1	9	9.0	9	0
11/13	Houston	1	23	23.0	23	1
11/20	at Kansas City	7	89	12.7	18	1
11/28	L.A. Raiders	2	54	27.0	48	1
12/04	at New England	1	2	2.0	2	0
12/11	Denver	3	27	9.0	13	0
12/18	at L.A. Raiders	4	123	30.8	55	2
TOTALS (16/7)		40	682	17.1	55	8

1989	Opponent	No	Yds	Avg	LG	TD
09/10	at Philadelphia	2	15	7.5	9	0
09/17	Phoenix	9	146	16.2	28	1
09/24	at New England	1	14	14.0	14	0
10/01	at L.A. Raiders	7	113	16.1	32	1
10/08	Kansas City	4	86	21.5	32	0
10/15	at San Diego	3	37	12.3	19	0
10/22	Denver	6	61	10.2	15	0
10/29	San Diego	10	117	11.7	21	1
11/05	at Kansas City	4	34	8.5	11	0
11/12	Cleveland	4	57	14.3	28	1
11/19	at N.Y. Giants	3	36	12.0	18	0
11/26	at Denver	8	122	15.3	29	0
12/04	Buffalo	5	66	13.2	26	0
12/10	at Cincinnati	6	107	17.8	60	1
12/17	L.A. Raiders	0	0	0.0	0	0
12/23	Washington	5	52	10.4	16	0
TOTALS (16/14)		77	1063	13.8	60	5

1990	Opponent	No	Yds	Avg	LG	TD
09/09	at Chicago	0	0	0.0	0	0
09/16	L.A. Raiders	3	44	14.7	17	0

1990	Opponent	No	Yds	Avg	LG	TD
09/23	at Denver	4	50	12.5	18	0
10/01	Cincinnati	3	26	8.7	14	0
10/07	at New England	1	2	2.0	2	0
10/14	L.A. Raiders	0	0	0.0	0	0
10/21	Kansas City	3	27	9.0	14	0
10/28	BYE					
11/04	San Diego	5	57	11.4	18	1
11/11	at Kansas City	3	53	17.7	24	0
11/18	Minnesota	5	50	10.0	13	2
11/25	at San Diego	5	63	12.6	18	0
12/02	Houston	3	37	12.3	16	0
12/09	at Green Bay	1	7	7.0	7	0
12/16	at Miami	4	45	11.3	15	0
12/23	Denver	2	14	7.0	9	0
12/30	Detroit	7	50	7.1	15	0
TOTALS (16/16)		49	525	10.7	24	3

1991	Opponent	No	Yds	Avg	LG	TD
09/01	at New Orleans	12	160	13.3	31	2
09/08	New York Jets	4	53	13.3	19	0
09/15	at Denver	5	107	21.4	47	0
09/22	at Kansas City	8	97	12.1	18	0
09/29	Indianapolis	0	0	0.0	0	0
10/06	at Cincinnati	7	99	14.1	26	0
10/13	L.A. Raiders	4	99	24.8	52	0
10/20	at Pittsburgh	3	29	9.7	11	0
10/27	San Diego	2	30	15.0	16	0
11/03	BYE					
11/10	at San Diego	8	131	16.4	39	0
11/17	at L.A. Raiders	3	25	8.3	14	0
12/01	Kansas City	2	24	12.0	13	0
12/08	San Francisco	3	29	9.7	13	0
12/15	at Atlanta	3	35	11.7	26	0
12/22	L.A. Rams	6	85	14.2	44	0
TOTALS (16/16)		70	1003	14.3	52	2

1992	Opponent	No	Yds	Avg	LG	TD
09/06	Cincinnati	0	0	0.0	0	0
09/13	at Kansas City	Injured Reserve (shoulder)				
09/20	at New England	Injured Reserve (shoulder)				
09/27	Miami	Injured Reserve (shoulder)				
10/04	at San Diego	Injured Reserve (shoulder)				
10/11	at Dallas	Injured Reserve (shoulder)				
10/18	L.A. Raiders	Injured Reserve (shoulder)				
10/25	at N.Y. Giants	Injured Reserve (shoulder)				
11/01	BYE					
11/08	Washington	Injured Reserve (shoulder)				
11/15	at L.A. Raiders	Injured Reserve (shoulder)				
11/22	Kansas City	Injured Reserve (shoulder)				
11/30	Denver	6	66	11.0	20	1
12/06	at Pittsburgh	2	40	20.0	23	0
12/13	Philadelphia	4	36	9.0	16	0
12/20	at Denver	1	11	11.0	11	0
12/27	San Diego	6	103	17.2	37	0
TOTALS (6/5)		19	256	13.5	37	1

1993	Opponent	No	Yds	Avg	LG	TD
09/05	at San Diego	5	54	10.8	21	0
09/12	L.A. Raiders	2	18	9.0	9	0
09/19	at New England	6	50	8.3	17	1
09/26	at Cincinnati	5	64	12.8	18	0
10/03	San Diego	10	132	13.2	20	1
10/10	BYE					
10/17	at Detroit	3	28	9.3	12	0
10/24	New England	9	70	7.8	17	1
10/31	at Denver	7	87	12.4	28	0
11/07	at Houston	5	44	8.8	18	0
11/14	Cleveland	2	22	11.0	19	0
11/21	BYE					
11/28	Denver	3	35	11.7	15	0
12/05	Kansas City	7	134	19.1	41	0
12/12	at L.A. Raiders	5	47	9.4	13	0
12/19	Phoenix	2	31	15.5	22	0

1993	Opponent	No	Yds	Avg	LG	TD
12/26	Pittsburgh	4	60	15.0	23	0
01/02	at Kansas City	5	69	13.8	33	0
TOTALS (16/14)		80	945	11.8	41	3
1994	Opponent	No	Yds	Avg	LG	TD
09/04	at Washington	5	43	8.6	13	1
09/11	at L.A. Raiders	4	45	1.3	23	1
09/18	San Diego	8	66	8.3	17	0
09/25	Pittsburgh	4	97	24.3	45	0
10/02	at Indianapolis	7	71	10.1	20	0
10/09	Denver	6	90	15.0	22	0
10/16	BYE					
10/23	at Kansas City	7	61	8.7	16	2
10/30	at San Diego	6	89	14.8	21	0
11/06	Indianapolis	4	85	21.3	41	0
11/13	at Denver	1	6	6.0	6	0
11/20	Tampa Bay	5	58	11.6	20	0
11/27	Kansas City	7	141	20.1	34	0
12/04	Indianapolis	4	55	13.8	36	0
12/11	at Houston	2	29	14.5	28	0
12/18	L.A. Raiders	5	70	14.0	36	0
12/24	at Cleveland	6	80	13.3	24	0
TOTALS (16/16)		81	1086	13.4	45	4
CAREER (102/88)		416	5560	13.4	60	26

Bold italics indicates single-game highs



51 DAVID BRANDON LB

Height: 6-4 **Weight:** 230
College: Memphis State
NFL Experience: 9th Year
How Acquired: Free Agent (1993)
1994 Games Played/Started: 13/0
Career Games Played/Started: 88/26
Birthdate: February 9, 1965
Birthplace: Memphis, TN
Residence: Duluth, GA

1994: Played the first 13 games as a reserve linebacker and special teams performer. Was inactive the last three games with a groin injury suffered in the second Indianapolis game. Saw action at both left linebacker and right linebacker. Played most the second half at right linebacker against Cincinnati and was credited with 8 tackles.

CAREER: Originally drafted in the third round by the Buffalo Bills in 1987, but was traded to the San Diego Chargers for wide receiver Trumaine Johnson and a seventh-round 1988 draft choice on September 1. Played through the 1990 season with the Chargers before signing as a Plan B free agent with the Cleveland Browns on April 1, 1991. Responsible for 10 takeaways in the 1991 and 1992 seasons with the Browns, as well as scoring three touchdowns, two on interception returns and one with an opponent fumble. Enters the 1995 season with 159 total tackles, four sacks, four pass interceptions, six fumble recoveries and four touchdowns. **1987:** Played in eight games with one start, at Pittsburgh on December 13. Recovered a blocked punt in the end zone in the game for his first career touchdown. Played extensively on special teams and was credited with seven tackles. **1988:** Played eight games with one start at Denver. Missed seven-of-the-last-eight games with a groin injury. **1989:** Played 14 games as a reserve and special teams performer. Was credited with nine special teams tackles. **1990:** Missed the entire season on injured reserve after suffering a knee injury during mini camp. **1991:** Signed with Cleveland as a Plan B free agent on April 1 and played all 16 games. Intercepted the first pass of his career at San Diego on October 20 and returned it 30 yards for a touchdown in overtime

for a 30-24 win. It was just the fourth time in NFL history that an overtime was decided on an interception return. Also had an interception the next week against Pittsburgh. Finished the season with a career-high three sacks, all against Indianapolis on December 1. **1992:** Played 16 games with 13 starts. Was involved in eight turnovers, including three fumble recoveries, two interceptions and four forced fumbles, three of which were recovered by teammates. Equalled a Cleveland record with 92-yard interception for a touchdown against Chicago on November 29. Tied the mark of Bernie Parrish in 1960. Totaled 10 tackles and returned a fumble 32 yards for a score versus Miami on September 14. Also picked off a pass against Denver September 27. **1993:** Signed as a free agent on November 10. Played the last seven games as a reserve linebacker and on special teams. Was credited with six special teams tackles, according to unofficial press box statistics, and a blocked field goal against Phoenix. Started the season with the Cleveland Browns, played in six games, with three starts, and was credited with 22 total tackles, 10 solo and 12 assisted, before being waived on October 26.

COLLEGE: Three-year starter. Team captain as a senior. Led team in tackles for loss and sacks as a senior with 14 and 10, respectively. Played in the Blue-Gray Game after his senior season. Majored in Criminal Justice.

PERSONAL: Football, basketball and track letterman at Mitchell High School in Memphis, Tennessee. Is part owner of a clothing store. Has been active with Cystic Fibrosis. David and his wife, Zondra, have a son Xzavian (8/7/90).

BRANDON'S NFL RECORD

Club	G/S	Defense							
		T	S	A	QB	Int	Yds	FF	FR
1987 San Diego	8/1	4	4	0	0.0	0	1	0	1
1988 San Diego	8/1	6	6	0	0.0	0	0	0	1
1989 San Diego	14/0	9	8	1	0.0	0	0	0	1
1990 San Diego		Injured Reserve (knee)							
1991 Cleveland	16/8	51	35	16	3.0	2	70	0	0
1992 Cleveland	16/13	48	31	17	1.0	2	123	4	3
1993 Cleveland	6/3	22	10	12	0.0	0	0	0	0
Seattle	7/0	6	3	3	0.0	0	0	0	0
1994 Seattle	13/0	13	7	6	0.0	0	0	0	0
SEATTLE TOTALS	20/0	19	10	9	0.0	0	0	0	0
NFL TOTALS	88/26	159	104	55	4.0	4	194	4	6

Totals include special teams statistics. Tackles for loss includes sacks.

ADDITIONAL STATISTICS

Special Teams Tackles: 7 in 1987; 9 in 1989; 10 in 1991; 2 in 1992; 6 in 1993; 4 in 1994; 38 in career.

Touchdowns: 1 (Blocked Punt) in 1987; 1 (Interception) in 1991; 1 (Interception) & 1 (Opponent Fumble) in 1992; 4 in career.

Passes Defensed: 4 in 1991, 6 in 1992.

Blocked Kicks: 1 FG in 1993.



33 STEVE BROUSSARD RB

Height: 5-7

Weight: 201

College: Washington State

NFL Experience: 6th Year

How Acquired: Free Agent (1995)

1994 Games Played/Started: 13/3

Career Games Played/Started: 63/19

Birthdate: February 22, 1967

Birthplace: Los Angeles, CA

Residence: XX

1995: Signed as a free agent on June 12. Had been waived by the Cincinnati Bengals on May 3. Reunited with Dennis Erickson, who coached him at Washington State in 1987 and 1988.

CAREER: Originally drafted 20th on the first round by the Atlanta Falcons in 1990. Played 50 games with 16 starts in four seasons with the Falcons. Twice led Atlanta in rushing (1991 and 1992) and totaled three 100-yard games. Was also used as a slot receiver by the Falcons. Signed with the Cincinnati Bengals as a free agent in 1994 and played 13 games with three starts. **1990:** Played 13 games, starting 10. Joined Williams Andrews (1979) as the only rookie running backs in franchise history to start the season opener. Had a 50-yard scoring run against Cincinnati. **1991:** Led club with 449 rushing yards and 4.5 average per carry, while starting five-of-14 games. Had first 100 yard game with 101 on 20 carries at San Diego on September 15. Set a club record with a 10.4 yard per carry average, 104 yards on 10 carries in a win at San Francisco. Had all 104 yards in the fourth quarter, including runs for 36 and 23 yards. Fractured his fibula in the 15th game against the Seahawks and missed the playoffs. **1992:** Played 15 games, starting one, and led team in rushing for second consecutive season with 363. Scored two touchdowns, one rushing and one receiving, against New England. **1993:** Played eight games, with no starts as he backed-up 1,000-yard rusher Erric Pegram. Averaged 5.3 yard per carry on 39 attempts. Rushed for a single-game best 162 yards on 26 carries at Washington on November 29. **1994:** Signed with the Bengals as a free agent on April 8. Played 13 games, starting three. Caught a career high 34 passes for 218 yards to rank fifth on the team. Second in rushing with 403 yards on 94 carries. Had the team's longest run with a 37-yarder for a touchdown against New England. Suffered a spinal injury against Houston on November 13 also missed the next game. Had a concussion versus the New York Giants on December 11 and missed the last two games on injured reserve.

COLLEGE: Four-year letterman who played his first two seasons (1987-88) under Dennis Erickson. Finished his career second in school history with 3,044 rushing yards. Carried 610 times for a 5.0 yard average and scored 33 touchdowns. Added 120 receptions for 1,179 yards and seven scores and returned 18 kickoffs for a 22.3 yard average and one score. One of only two players in Pac-12 history to lead the conference in rushing (1988) and receiving (1987). Ahmad Rashad was the other. Sets school records for total touchdowns (41) and rushing touchdowns (33). First-team All-Pac-10 as a junior and senior. Led conference in rushing as a junior with 1,280 yards on 222 attempts and added 11 touchdowns. Set a school mark with 13 rushing touchdowns as a senior, while gaining 1,237 yards on 260 carries. Caught a Pac-10 leading 59 passes in 1987 for 701 yards and three scores. Majored in Sociology.


PERSONAL: All-state choice at Manuel Arts High School in Los Angeles, California. Also played fullback. School captured city championship his senior season. Lettered twice in track and won the city 100-meter championship as a junior.

BROUSSARD'S NFL RECORD

Rushing						
Club	G/S	Att	Yds	Avg	LG	TD
1990 Atlanta	13/10	126	454	3.6	50	4
1991 Atlanta	14/5	99	449	4.5	36	4
1992 Atlanta	15/1	84	363	4.3	27	1
1993 Atlanta	8/0	39	206	5.3	26	1
1994 Cincinnati	13/3	94	403	4.3	37	2
NFL TOTALS	63/19	442	1875	4.2	50	12
Receiving						
Club	G/S	No	Yds	Avg	LG	TD
1990 Atlanta	13/10	24	160	6.7	18	0
1991 Atlanta	14/5	12	120	10.0	25	1
1992 Atlanta	15/1	11	96	8.7	24	1
1993 Atlanta	8/0	1	4	4.0	4	0
1994 Cincinnati	13/3	34	218	6.4	25	0
NFL TOTALS	63/19	82	598	7.3	25	2

ADDITIONAL STATISTICS

Kickoff Returns, 3 for 45 yards, 15.0 average, 23 long in 1990; 7 for 115 yards, 16.4 yard average, 24 long in 1994; 10 for 160 yards, 16.0 yard average, 24 long, career.



29 TONY BROWN

CB

Height: 5-9 **Weight:** 183
College: Fresno State
NFL Experience: 4th Year
How Acquired: Free Agent (1994)
1994 Games Played/Started: 13/5
Career Games Played/Started: 41/6
Birthdate: May 15, 1970
Birthplace: Bangkok, Thailand
Residence: Lake View Terrace, CA

1994: Played the last 13 games, starting five at left cornerback, after signing as a free agent on September 20. Credited with 41 tackles, seven passes defended, and one forced fumble, according to unofficial press box statistics. Made his first start in the second Kansas City game and had five tackles. Credited with 9 tackles and a forced fumble at Cleveland. Went to camp with the Houston Oilers and was waived on August 28.

CAREER: Played 28 games over the 1992 and 1993 seasons with the Houston Oilers after being the Oilers fifth-round 1992 draft choice. **1992:** Played 12 games and started one. Made his first career start against Minnesota after an injury to Darryll Lewis on the opening kickoff. Credited with nine tackles, including six solo. Played at Buffalo in the playoffs as a reserve. **1993:** Played 16 games as a reserve cornerback. Credited with 10 tackles, including eight solo. Added six special teams tackles. Played as a reserve against Kansas City in the playoffs.

COLLEGE: Four-year letterman, two-year starter and two-time All-Big West first-team choice. Played under current Seahawks defensive backfield coach Willy Robinson. Finished his career with 90 total tackles and seven interceptions. First-team All-Big West Conference as a senior. Had 28 tackles and three interceptions. Picked off two passes against New Mexico and returned another 41 yards for a touchdown against Cal State Fullerton. Added six tackles and an interception against Bowling Green in the California Bowl. Totaled 51 tackles and three interceptions as a junior, earning first-team all-conference honors. Played in the Senior Bowl and Blue-Gray all-star games after his senior season. Majored in Criminal Justice.

PERSONAL: Football and track letterman at John F. Kennedy High School in Granada Hills, California. Played wide receiver and cornerback and ran the 100- and 200-meters. Born in Bangkok, Thailand, where his father was stationed in the military.


PRONUNCIATION GUIDE

Brasher	BRAY-zure
Bryant, Keif	KEEF
Crumpler, Carlester	CAR-lester
Fauria	four-E-aye
Friesz	FREEZE
Kegarise	keg-a-REESE
Keim	KIME
Mawae	ma-WHY
Mirer	MIRE
Proehl	PROLL
Spitulski	spit-TULL-ski
Tofflemire	TOFFLE-mire
Tuten	TOOT-n

BROWN'S NFL RECORD

Club	G/S	Defense		A	T/L	QB	PD	FF	FR
		T	S						
1992 Houston	12/1	9	6	3	n/a	0.0	0	0	0
1993 Houston	16/0	10	8	2	n/a	0.0	0	0	0
1994 Seattle	13/5	48	35	13	0.0	0.0	7	1	0
NFL TOTALS	41/6	67	49	18	n/a	0.0	7	1	0

Tackles for loss includes sacks.



22 BENO BRYANT

RB

Height: 5-9 Weight: 170
 College: Washington
 NFL Experience: 2nd Year
 How Acquired: Free Agent (1994)
 1994 Games Played/Started: 2/0
 Career Games Played/Started: 2/0
 Birthdate: January 1, 1971
 Birthplace: Los Angeles, CA
 Residence: Seattle, WA

1994: Played two-of-the-last-four games as a reserve running back and kick returner. Originally signed as a free agent to the practice squad on November 29 and signed to the active roster on December 3. Returned 7 kickoffs for 136 yards and one punt for a team-long 31 yards at Cleveland. Also rushed once for six yards against the Browns. Originally went to camp with the Los Angeles Rams after signing as a free agent on April 29 and was waived by the Rams on August 23.

COLLEGE: Four-year letterman. Pac-10 career punt return record holder with four returns for touchdowns. Holds school records with 106 returns and 1,019 yards. First-team All-Pac-10 in 1990 as a return specialist. Ranked second in the country with a 15.6 yard punt return average and returned three for scores, equalling the Pac-10 record. Had 560 punt return yards, 10 short of conference record. Started seven games at running back in 1991 and rushed for 943 yards on 158 carries and eight scores as team went 12-0 and won the national championship. Had four 100-yard games. Redshirted in 1992 with a hamstring injury and played as a reserve in 1993. Finished career with 1,777 rushing yards on 329 carries, with 18 touchdowns. Averaged 9.6 on 106 punt returns and 19.6 on 42 kickoffs. Third in school history with 3,843 all-purpose yards. Completed 1-of-2 pass attempts for 11 yards and a touchdown. Played in three bowl games while at Washington. Ran the opening leg on Pac-10 champion 4x400-meter relay squad and ran the 4x100- and 200- and 400-meter dashes. Afro-American studies major.


PERSONAL: Los Angeles City Player of the Year at Dorsey High School. Rushed for 1,400 yards with 17 touchdowns as a senior. Also league Most Valuable Player, and Player of the Year. State titlist in the 400-meter and a member of the state champion 4x400-meter relay squad. Ran the state's fastest 400-meter time (46.63) as a senior. Sunkist International 60-meter dash (6.22) champion in 1989.

BRYANT'S NFL RECORD

Club	G/S	Rushing		Avg	LG	TD
		No	Yds			
1994 Seattle	2/0	1	6	6.0	6	0

Club	G/S	Punt Returns		Avg	LG	TD
		No	FC			
1994 Seattle	2/0	1	0	31	31	0

Club	G/S	Kickoff Returns		Avg	LG	TD
		No	Yds			
1994 Seattle	2/0	7	136	19.4	38	0



27 TONY COVINGTON S

Height: 5-11 **Weight:** 193
College: Virginia
NFL Experience: 4th Year
How Acquired: UFA (Tampa Bay 1995)
1994 Games Played/Started: 14/2
Career Games Played/Started: 31/15
Birthdate: December 26, 1967
Birthplace: Winston-Salem, NC
Residence: Tampa, FL

1995: Signed as an unrestricted free agent from the Tampa Bay Buccaneers on April 12.

CAREER: Played 33 games, starting 15, with the Tampa Bay Buccaneers after being the Buccaneers fourth-round 1991 draft choice. Started 12 games as a rookie at both safeties, before being hampered by injuries the next two seasons. Has started at both strong (12 games) and free (3) safety. Enters the 1995 season with 121 tackles, four interceptions, nine passes defended, one sack, one fumble recovery, and one forced fumble. **1991:** Played 16 games and started the last 12, 11 at strong safety and one at free safety. *Football News* All-Rookie choice. Led all defensive backs, and finished third on the team, with 84 tackles. His four interceptions ranked second only to the six of the Arizona Cardinals' Aeneas Williams among NFL rookies. Totaled a single-game best 13 tackles at Miami. Had nine tackles and an interception against Detroit. **1992:** Moved from strong to free safety and started the season opener versus the Phoenix Cardinals. Injured his knee in the second quarter and missed the rest of the season on injured reserve. Totaled four tackles and pass defended before the injury. **1993:** Missed the entire regular season on injured reserve with a back injury. Had played in all four preseason games, starting two at free safety and one at strong safety. **1994:** Played 14 games, starting two, one each at free and strong safety. Started at strong safety at Atlanta on week six and at free safety against Minnesota on week 8. Had a season-high eight tackles versus Minnesota. Inactive versus Green Bay on week four and did not play versus Detroit on week five. Picked off a pass in the second Vikings game and returned it 38 yards to set up a touchdown.

HONORS: **1991**, *First-team All-Rookie (College and Pro Football Newsweekly, Football News, Pro Football Weekly).*

COLLEGE: Started 47-of-49 games at cornerback. Ended his career with 194 tackles, six interceptions, and 40 passes defended. First-team All-Atlantic Coast Conference as a senior after recording 55 tackles and one interception. Second-team all-conference as a junior. Redshirted in 1986 after a thumb injury. Graduated with a degree in Rhetoric and Communications Studies.

PERSONAL: Earned all-conference honors in both football and basketball at Parkland High School in Winston-Salem, North Carolina. Played quarterback and defensive back and served as a co-captain. Point guard in basketball and also lettered in tennis. Listed in *Who's Who Among American High School Students*. Is the executive producer for the MKT record label.

COVINGTON'S NFL RECORD

Club	G/S	Defensive							
		T	S	A	T/L	Int	PD	FF	FR
1991 Tampa Bay	16/12	84	64	20	3.0	4	5	1	1
1992 Tampa Bay	1/1	4	2	2	0.0	0	1	0	0
1993 Tampa Bay		Injured Reserve (back)							
1994 Tampa Bay	14/2	33	26	7	0.0	0	3	0	0
NFL TOTALS	31/15	121	92	29	3.0	4	9	1	1



48 C. CRUMPLER

TE

Height: 6-6 **Weight:** 255
College: East Carolina
NFL Experience: 2nd Year
How Acquired: Draft (7th round 1994)
1994 Games Played/Started: 9/4
Career Games Played/Started: 9/4
Birthdate: September 5, 1971
Birthplace: Greenville, NC
Residence: Wilmington, NC


1994: Played the last nine games, starting four, at tight end. Was inactive the first seven games and saw his first action at San Diego after a back injury sidelined Ferrell Edmunds for the season. Made his first career reception against Cincinnati and finished the season with 2 catches for 19 yards.

COLLEGE: Four-year letterman and two-year starter. First-team All-America choice as a senior by the Walter Camp Foundation and a second-team choice by College and Pro Football Newsweekly. Caught 31 passes for 346 yards and 1 touchdown in 1993 after catching 38 for 524 yards and 4 scores in 1992. Finished his career with 81 receptions for 959 yards, an 11.8 yard average, and 5 touchdowns. Ranked fourth in school history in receptions. Redshirted in 1989. Played in the Senior Bowl after his senior season. Graduated with a degree in Finance.

PERSONAL: Associated Press first-team all-state choice as a senior at J.H. Rose High School in Greenville, North Carolina. Also lettered in basketball and track. His father, Carlester, was an All-America running back at East Carolina and a fourth-round 1974 draft choice of the Buffalo Bills. Full name is Carlester Crumpler, Jr. Owns a private marketing and distribution company.

CRUMPLER'S NFL RECORD

		Receiving					
Club	G/S	No	Yds	Avg	LG	TD	
1994 Seattle	9/4	2	19	9.5	12	0	



23 FOREY DUCKETT

S

Height: 6-3 **Weight:** 195
College: Nevada
NFL Experience: 3rd Year
How Acquired: Free Agent (1994)
1994 Games Played/Started: 7/0
Career Games Played/Started: 7/0
Birthdate: February 5, 1970
Birthplace: Pinole, CA
Residence: Seattle, WA

1994: Played the last two games of the regular season as a reserve and on special teams after signing as a free agent on December 13. Started the season with the Cincinnati Bengals playing in their first two games. Was waived on September 16, and claimed by the Green Bay Packers on September 19. Played in three games for Green Bay and was inactive for three before being waived on November 8.

CAREER: Originally the Bengals fifth-round draft choice in 1993. Inactive for the first two games because of a broken foot. Placed on injured reserve on September 13, missing the remainder of the season.

COLLEGE: Four-year letterman, three-plus-year starter and first-team All-Big Sky Conference as a junior. Finished his career with 168 total tackles, 13 interceptions, four fumble recoveries, and two


sacks. Had 208 interception return yards. Had six interceptions as a junior, returning two for touchdowns. Conference defensive player of the week versus Northern Arizona in 1991 after returning a theft 70 yards for a score. Posted five interceptions as a redshirt freshman in 1989. Majored in Criminal Justice/Physical Education.

PERSONAL: Football, basketball, and track letterman at Pinole Valley High School in Pinole, California. Full name is William Duckett.

DUCKETT'S NFL RECORD

Special Teams

Club	G/S	T	S	A	T/L	QB	PD	FF	FR
1993 Cincinnati		Injured Reserve (foot)							
1994 Cincinnati	2/0	1	1	0	0.0	0.0	0	0	0
Green Bay	3/0	1	1	0	0.0	0.0	0	0	0
Seattle	2/0	1	1	0	0.0	0.0	0	0	0
NFL TOTALS	7/0	3	3	0	0.0	0.0	0	0	0



67 ANTONIO EDWARDS DE

Height: 6-3

Weight: 270

College: Valdosta State

NFL Experience: 3rd Year

How Acquired: Draft (8th round (b) '93)

1994 Games Played/Started: 15/14

Career Games Played/Started: 24/14

Birthdate: March 10, 1970

Birthplace: Moultrie, GA

Residence: Moultrie, GA

1994: Played 15 games, starting 14 at defensive end. Did not play in the first San Diego game because of a shoulder injury. Opened eight-of-the-first-10 games at left end before switching to right end, after an injury to Brent Williams, for the last six games. Also saw action at end and tackle in the nickel package. Credited with 37 tackles, according to unofficial press box statistics, along with 4.5 tackles for loss, and 2.5 sacks. Had a game-high eight tackles in the first Indianapolis game and posted 1.5 sacks in the second Los Angeles Raiders contest.

CAREER: Drafted with the second of two eighth-round 1993 choices. Has played in 24 games with 5.5 sacks and 8 tackles for loss. **1993:** Played in nine games as a reserve defensive end. Credited with seven tackles, including three sacks. Scored a safety with an end zone sack against Cleveland on his first NFL tackle. Had two sacks the next week versus Denver. Spent the first four games of the season on the inactive list before playing against San Diego (10/3). Took over as the starter at left end in the nickel against Cleveland (11/14) after a thumb injury sidelined Michael Sinclair for the season. Combined with Michael McCrary to give the Seahawks two rookie nickel ends for the last seven games.

COLLEGE: Four-year letterman and starter. Gulf South Conference Defensive Player of the Year as a senior. Four-time All-Gulf South Conference choice and a first-team selection as a senior. Had 45 tackles, five tackles for loss, and four sacks in 1992. Ended his career with a school record 34 sacks. Was credited with 214 tackles. Posted 14 sacks in 1990 and 12 in 1991. Majored in Criminal Justice.

SEAHAWKS FOUNDATION

The Seahawks established a charitable foundation in 1995, bringing all of their fund raising efforts under one umbrella. The Foundation will coordinate all existing fund raising efforts and utilize an Executive Board and an Advisory Board to accept applications for grants.

PERSONAL: Attended Colquitt County High School in Moultrie, Georgia. Sponsors a reading enrichment program and helped build a playground at Brighton Elementary School in Seattle.

EDWARDS' NFL RECORD

Club	G/S	Defense					QB	PD	FF	FR
		Tkl	So	Ast	T/L					
1993 Seattle	9/0	7	6	1	3.5		3.0	1	0	0
1994 Seattle	15/14	37	24	13	4.5		2.5	0	0	0
NFL TOTALS	24/14	44	30	14	8.0		5.5	1	0	0

Totals include special teams statistics. Tackles for loss includes sacks.



17 JOHN FRIESZ

QB

Height: 6-4

Weight: 220

College: Idaho

NFL Experience: 6th Year

How Acquired: UFA (Washington 1995)

1994 Games Played/Started: 16/4

Career Games Played/Started: 45/27

Birthdate: May 19, 1967

Birthplace: Missoula, MT

Residence: Hayden Lake, ID

1995: Signed as an unrestricted free agent on March 17. Is reunited with Seahawks Head Coach Dennis Erickson, who recruited him to the University of Idaho in 1985 and coached him one season.

CAREER: Played the first four seasons of his career with the San Diego Chargers before signing with the Washington Redskins as a free agent for the 1994 season. Started all 16 games for the Chargers in 1991 and posted back-to-back 300-yard games. Originally drafted by the Chargers on the sixth round in 1990. Enters 1995 having started 27 career games and has thrown for 5,662 yards, with 29 touchdowns and 29 interceptions, while completing 506-of-927 passes (54.6%). **1990:** Missed the first 15 games on injured reserve with a training camp shoulder injury. Activated and started against the eventual AFC West Champion Los Angeles Raiders in the season finale. Completed 11-of-22 passes for 98 yards with one touchdown and one interception in a 17-12 loss. **1991:** Started 16 regular season games and completed 262-of-487 passes for 2,896 yards with 12 touchdowns and 15 interceptions. Had back-to-back 300-yard games with 306 versus the Los Angeles Rams on October 13 and 321 against Cleveland on October 20. Completed a career-best 33-of-54 against the Browns and was 21-of-33 versus the Rams. Engineered a fourth quarter 24-21 win over New Orleans. Three times had two touchdown passes in a single game. Had earned starting job in fourth preseason game by completing 17-of-19 passes for 210 yards against the Raiders. **1992:** Missed the entire season on injured reserve with a knee injury suffered in the second quarter of the preseason opener at Phoenix. **1993:** Saw action in 12 games, starting six consecutive during weeks 6-12 when Stan Humphries was sidelined by a shoulder injury. Engineered two wins during that time, over eventual playoff teams the Los Angeles Raiders and Minnesota Vikings. Had his best game of the season against Minnesota completing 20-of-32 passes for 268 yards and two scores. One of the touchdowns was a 66-yarder to Anthony Miller, the Chargers longest scoring play from scrimmage. Came off the bench on week three to lead a 74-yard scoring drive to the winning field goal with 0:03 left against Houston. Suffered only four interceptions in 238 attempts. **1994:** Signed with the Redskins as an unrestricted free agent on April 18. Played 16 games, starting the first four, including versus the Seahawks in the season opener.

Was 17-of-32 for 210 yards with one touchdown and two interceptions in a 28-7 loss. Threw for 195 yards and four touchdowns and no interceptions the next week in a 38-24 win at New Orleans. Tied a team record with 32 completions in a 31-23 loss at the New York Giants. Had two touchdowns and a career high 381 yards. Threw a 73-yard scoring pass to Henry Ellard versus Atlanta in game four, a career best. Saw action at quarterback in only three other games the rest of the season, versus Arizona, San Francisco, and Dallas.

COLLEGE: Set 24 school, 18 conference, and five NCAA I-AA records. Teams were 27-5 in his career and advanced to the playoffs three times. Consensus All-America, All-Big Sky Conference and conference Player of the Year as a junior and senior. Threw for 10,697 career yards, the NCAA's fifth-best total. Had 4,041 yards with 31 touchdowns and eight interceptions as a senior. Yardage total was the sixth highest in NCAA single-season history. Had 11 games with more than 300 yards, including five with more than 400. Set NCAA I-AA single-game completion percentage mark of 84.8% (28-of-33) against Montana State. Finished his career completing 801-of-1,350 attempts for 10,697 yards, 77 touchdowns and 40 interceptions. Was another 105-of-178 for 1,535 yards with 11 touchdowns and seven interception in the postseason. Recruited to Idaho by current Seahawks head coach Dennis Erickson. Majored in Education.

PERSONAL: Earned all-state honors in football at Coeur d'Alene High School in Coeur d'Alene, Idaho. Also lettered in baseball as a pitcher. Has hosted a golf tournament in San Diego to benefit the American Diabetes Association. Is a certified scuba diver. John and his wife, Julie, were married on June 11, 1994.

FRIESZ'S NFL RECORD

Passing

Year	Club	G/S	Att	Comp	Yds	Pct	TD	Int	LG	T/Y
1990	San Diego	1/1	22	11	98	50.0	1	1	17	1/7
1991	San Diego	16/16	487	262	2896	53.8	12	15	58	32/214
1992	San Diego	Injured Reserve (knee)								
1993	San Diego	12/6	238	128	1402	53.8	6	4	66t	14/98
1994	Washington	16/4	180	105	1266	58.3	10	9	73t	6/45
NFL TOTALS		45/27	927	506	5662	54.6	29	29	73t	53/364

Rushing

Year	Club	G/S	Att	Yds	Avg	LG	TD
1990	San Diego	1/1	1	3	3.0	3	0
1991	San Diego	16/16	10	18	1.8	11	0
1992	San Diego	Injured Reserve (knee)					
1993	San Diego	12/6	10	3	0.3	2	0
1994	Washington	16/4	1	1	1.0	1	0
NFL TOTALS		45/27	22	25	1.1	11	0

SINGLE GAME HIGHS

Passing

Most Attempts: 54, vs. Cleveland 10/20/91

Most Completions: 33, vs. Cleveland 10/20/91

Mos Yards: 381, at N.Y. Giants 9/18/94

Highest Completion Percentage: 68.2, at New Orleans 9/11/94 (15-22)

Longest Completion: 73, to Henry Ellard, vs. Atlanta 9/25/94 (TD)

Most Touchdowns: 4, at New Orleans 9/11/94

Most Interceptions: 3, 3 Times (Last: vs. Atlanta 9/25/94)

Longest Touchdown: 73, to Henry Ellard, vs. Atlanta 9/25/94

HIGHLIGHT VIDEO

The Seattle Seahawks 1994 highlight video, "Bright Future, Proud Past," is available to groups through the Seahawks Public Relations Department. Groups wishing to view the VHS format video should contact Lauri Perry at the Seahawks Headquarters, 11220 N.E. 53rd. Street, Kirkland, WA, 98033, or call (206) 827-9777.



18 STAN GELBAUGH QB

Height: 6-3

Weight: 207

College: Maryland

NFL Experience: 9th Year

How Acquired: Plan B (Phoenix 1992)

1994 Games Played/Started: 1/0

Career Games Played/Started: 19/11

Birthdate: December 4, 1962

Birthplace: Carlisle, PA

Residence: Poolesville, MD

1994: Designated the 46th player for the season's first 13 games before dressing for the last three after an injury to Rick Mirer. Saw his only game action at Cleveland playing 15 plays in the fourth quarter. Accounted for Seattle's only touchdown on a 25-yard pass to James McKnight. Completed 7-of-11 passes for 80 yards and rushed once for 10 yards versus the Browns.

CAREER: Veteran quarterback who has played in the NFL, World League, and Canadian Football League. Has spent the last three seasons with the Seahawks as a reserve after signing as a free agent and started eight games in 1992. **1986:** Drafted on the sixth round by the Dallas Cowboys and waived on August 18. Signed with the CFL's Saskatchewan Roughriders on August 27 as a free agent punter and averaged 40.2 yards on 45 punts in five games before being waived on October 7. Signed with the Buffalo Bills on November 16. Active for five games, but did not play. **1987:** Missed the entire season on injured reserve with an elbow injury. **1988:** Active for three games with the Bills but did not play. **1989:** Played in one game with Buffalo. Was waived three times and resigned twice during the season. **1990:** Signed as a free agent by the Cincinnati Bengals on March 6, but was waived prior to the start of the season. **1991 (World League):** Played 10 games, starting nine, with the London Monarchs. Led London to the World Bowl title and earned league Most Valuable Player honors. Had five 300-yard passing games and finished the season as the league's top-rated passer with a 92.8 rating. Signed with the Hamilton Tiger-Cats of the CFL on July 29 and left camp in August. Signed with the Kansas City Chiefs on August 12 and was waived on the 19th. Signed with the Phoenix Cardinals as a free agent on September 18. Played six games, starting three. Threw his first touchdown pas to Ricky Proehl against the New York Giants on November 10. Made his first NFL start versus San Francisco on November 17. **1992:** Started the season as the Seahawks third-string quarterback and ended it as the starter after signing as a Plan B Free Agent on February 13. Was inactive for the first five games before moving to the backup role after a shoulder injury to Kelly Stouffer at San Diego on October 4. Saw his first action at Dallas on October 11, when starter Dan McGwire suffered a season-ending hip injury. Started the next four games before injuring a knee against the Raiders in Los Angeles. Threw for a career-high 238 yards, completing 17-of-41 passes against the Raiders on October 18. Missed one game before playing the fourth quarter and overtime as a reserve against the Denver Broncos on November 30. Guided Seattle to 10 fourth quarter points, including throwing a game-tying three-yard touchdown pass to Brian Blades on the contest's final play. Won back the starting job for the next game at Pittsburgh against the Steelers and started the last four games. Had a single game best two scoring passes against the Steelers. **World League:** Played the 1992 season on loan with the London Monarchs after signing with the Seahawks. Played 10 games, starting 9. Completed 147-of-279 passes for 1,966 yards with 11 touchdowns and 12 interceptions. Ranked seventh in the league with a 70.6 quarterback rating. Set a league record with a 98-yard completion to Sean Foster against Frankfurt. **1993:**

Dressed as the backup quarterback for the season's first three games and was the designated 46th player for the last 13. Played 23 plays at New England for an injured Rick Mirer (eye) in a 17-14 win. Completed a field goal drive in the third quarter and directed a 41-yard touchdown drive on his next possession. Was 3-of-5 for 39 yards and one interception.

COLLEGE: Spent his first three seasons as a reserve behind current NFL quarterbacks Boomer Esiason (New York Jets) and Frank Reich (Carolina Panthers). Started six games as a junior and set a school record with 48 attempts against Penn State in his first game. Started all 11 games his senior year. Finished his career completing 251-of-454 attempts (55.3 percent) for 3,659 yards, with 20 touchdowns and 18 interceptions. Graduated with a degree in Marketing.

PERSONAL: Lettered in football, basketball, and track at Cumberland Valley High School in Mechanicsburg, Pennsylvania. Stan and his wife, Carole (3/12/88), have a son, Paul (12/12/91).

GELBAUGH'S NFL RECORD

		Passing							
Year	Club	G/S	Att	Comp	Yds	Pct	TD	Int	T/Y
1986	Buffalo	0/0	0	0	0	0.0	0	0	0/0
1987			Injured Reserve (elbow)						
1988	Buffalo	0/0	0	0	0	0.0	0	0	0/0
1989	Buffalo	1/0	0	0	0	0.0	0	0	0/0
1990			Did Not Play						
1991	Phoenix	6/3	118	61	674	42.9	3	10	34 10/94
1992	Seattle	10/8	255	121	1307	47.5	6	11	57 34/265
1993	Seattle	1/0	5	3	39	60.0	0	1	22 1/7
1994	Seattle	1/0	11	7	80	63.6	1	0	25 0/0
SEATTLE TOTALS		12/8	271	131	1426	48.3	7	12	57 35/272
NFL TOTALS		19/11	389	192	2100	49.4	10	22	57 45/366

ADDITIONAL STATISTICS

Rushing: 1 attempt for -3 yards in 1989; 9 attempts for 23 yards, 13 long in 1991; 16 attempts for 79 yards, 4.9 average, 22 long, 0 TDs in 1992; 1 attempt for -1 yards in 1993; 1 attempts for 10 yards in 1994; **28 attempts for 108 yards, 3.9 average, 22 long, 0 TDs, career.**

World League Totals: GP/GS: 20/18. **Passing:** 582 atts., 336 comp., 57.7%, 4,622 yds., 28 TDs, 24 ints., 82.1 rating.

SINGLE GAME HIGHS

Passing

Most Attempts: 41, vs. L.A. Raiders 10/18/92

Most Completions: 22, vs. N.Y. Giants 10/25/92

Most Yards: 238, vs. L.A. Raiders 10/18/92

Highest Percentage: 68.8, vs. N.Y. Giants 10/25/92 (32-22)

Longest Completion: 57, to David Daniels, vs. L.A. Raiders 10/18/92

Most Touchdowns: 2, at Pittsburgh 12/6/92

Longest Touchdown: 34, to Ricky Proehl, vs. N.Y. Giants 11/10/91

Most Interceptions: 4, vs. Philadelphia 11/24/91



26 CARLTON GRAY

CB

Height: 6-0

Weight: 196

College: UCLA

NFL Experience: 3rd Year

How Acquired: Draft (2nd round 1993)

1994 Games Played/Started: 11/11

Career Games Played/Started: 21/13

Birthdate: June 26, 1971

Birthplace: Cincinnati, OH

Residence: Los Angeles, CA

1994: Started the first 11 games at left cornerback before breaking an arm against Tampa Bay. Missed the last five games on injured reserve. Credited with 51 tackles, according to unofficial press box



statistics, a team-leading 11 passes defended, and two interceptions. Picked off passes at Washington and in the second San Diego game. Posted a single-game best 11 tackles at Los Angeles against the Raiders, while also defending three passes.

CAREER: Has played in 21-of-32 games since being the Seahawks second-round 1993 draft choice. Has five interceptions, including one in each of his first two games, and 77 tackles. Has three-of-his-five interceptions against the San Diego Chargers.

1993: Played 10 games, starting two, one each at left and right cornerback. Played the first seven games as a nickel back before injuring his ankle against New England. Missed the next six games on the inactive list. Returned to play in the last six games and started at right cornerback versus Phoenix and at left corner against Pittsburgh. Finished the season with 23 tackles and one sack on defense and three on special teams, according to unofficial press box statistics. Had three interceptions, one off the team record for a rookie. Picked off passes in each of his first two games, at San Diego and versus the Los Angeles Raiders.

COLLEGE: Four-year letterman and four-year starter. Consensus first-team All-America by Associated Press, United Press International, Walter Camp Foundation, and Kodak in 1992. GTE Academic All-America as a senior. Finished college with a 3.4 grade point average and was awarded a \$5,000 post-graduate National Association of Collegiate Directors of Athletics scholarship. Also a first-team All-Pac-10 pick by the conference coaches and a two-time first-team All-Academic pick. Finished second in school history with 16 interceptions, three off former Seahawks safety Kenny Easley's school record 19 from 1977-80. Finished second in the country in interceptions in 1991 with 10, an average of 0.91 per game. Added one in a bowl game to eclipse Bob Stiles' 1965 school record of nine. Credited with 150 tackles in his career. Was the first true freshman to start eight games on defense for UCLA since 1979 and was named Co-Defensive Rookie of the Year. Played in the Hula Bowl and East-West Shrine Game after his senior season. Communications Studies major.

PERSONAL: Football, basketball, and track letterman at Forest Park High School in Cincinnati, Ohio. His grandfather, Benjamin Hooks, retired in 1993 as the Executive Director of the NAACP.

GRAY'S NFL RECORD

Interceptions

Club	G/S	No	Yds	Avg	LG	TD
1993 Seattle	10/2	3	33	11.0	16	0
1994 Seattle	11/11	2	0	0.0	0	0
NFL TOTALS	21/13	5	33	6.6	16	0

Defense

Club	G/S	Tkl	So	Ast	T/L	QB	PD	FF	FR
1993 Seattle	10/2	26	24	2	1.0	1.0	9	0	0
1994 Seattle	11/11	51	45	6	0.0	0.0	11	0	0
NFL TOTALS	21/13	77	69	8	1.0	1.0	20	0	0

Totals include special teams statistics. Tackles for loss includes sacks.

SINGLE GAME HIGHS

Defense

Tackles (Solos and Assists): 11, at L.A. Raiders 9/11/94 (9+2)

Tackles For Loss (Includes sacks): 1.0, 2 Times (Last: at San Diego 10/30/94)

Sacks: 1.0, vs. Arizona 12/19/93 (OT)

Interceptions: 1, 5 Times (Last: at San Diego 10/30/94)

Forced Fumbles: None

Fumble Recoveries: None



87 PAUL GREEN

TE

Height: 6-3

Weight: 253

College: Southern California

NFL Experience: 4th Year

How Acquired: Free Agent (1992)

1994 Games Played/Started: 16/11

Career Games Played/Started: 35/23

Birthdate: October 8, 1966

Birthplace: Coalinga, CA

Residence: Kirkland, WA

1994: Played 16 games, starting 11. Opened 10-of-the-last-11 games after a back injury sidelined Ferrell Edmunds. Caught a career-best 30 passes for 208 yards and one touchdown. Totaled the most receptions by a tight end since Charle Young had 33 in 1984. Had 19 of his receptions in the last five games, including a one-game best seven in the second Indianapolis Colts contest. The seven catches tied a team record for most by a tight end in a single game. Scored his touchdown in that game.

CAREER: Originally a 1989 eighth-round draft choice of the Denver Broncos. Has played 35 games over the last three seasons with the Seahawks after signing a free agent. Totals 62 receptions for 453 yards and two scores, placing him fifth among tight ends in team history in receptions and sixth in yards. **1989:** Spent the entire season on Denver's developmental squad but was activated on January 26, 1990, for Super Bowl XXIV. **1990:** Waived prior to the start of the season and eventually was re-signed with two games remaining. Was inactive for both contests. **1991:** Did not play football. **1992:** Started the first four games for Seattle at tight end after signing as a free agent on June 10. Suffered a broken shoulder in practice on September 30, and missed the last 12 games on injured reserve. Had a single-game high of five receptions for 41 yards, including a three-yard touchdown, at Kansas City on September 13. Finished the season with nine receptions for 67 yards and one score. **1993:** Played 15 games, starting 8. Did not play in the first Los Angeles Raiders game due to an ankle injury suffered at San Diego. Caught 23 passes for 178 yards and one touchdown. Had four receptions for 29 yards in the second San Diego game. Scored his touchdown against Pittsburgh. **World League:** Played and started 10 games with the League Champion Sacramento Surge in 1992. Caught 31 passes for 380 yards and two touchdowns during the regular season and added four receptions for 30 yards and one score while starting two playoff games. Caught a 12-yard scoring pass in the Surge's 21-17 win over the Orlando Thunder in World Bowl II. Had a regular season high seven receptions for 119 yards at Montreal.

COLLEGE: Four-year letterman and two-year starter. First-team All-Pac-10 choice as a junior. Finished his career with 63 receptions for 685 yards and one touchdown. Also averaged 36.3 yards on eight punts. Majored in Communications.

PERSONAL: Football, basketball, and baseball letterman at Clovis High School in Clovis, California.

GREEN'S NFL RECORD

	Club	G/S	Receiving			LG	TD
			No	Yds	Avg		
1989	Denver		Developmental Squad				
1990	Denver	0/0	0	0	0.0	0	0
1991			Did Not Play				
1992	Seattle	4/4	9	67	7.4	15	1
1993	Seattle	15/8	23	178	7.7	20	1
1994	Seattle	16/11	30	208	6.9	20	1
SEATTLE TOTALS		35/23	62	453	7.3	20	3
NFL TOTALS		35/23	62	453	7.3	20	3

SINGLE GAME HIGHS

Receiving

Most Receptions: 7, vs. Indianapolis 12/4/94

Most Yards: 38, vs. Kansas City 11/27/94

Longest Reception: 20, vs. Cincinnati 11/6/94

Most Touchdowns: 1, 3 Times (Last: vs. Indianapolis 12/4/94)

Longest Touchdown: 18, vs. Indianapolis 12/4/94



64 BOBBY HAMILTON DE

Height: 6-4

Weight: 269

College: Southern Mississippi

NFL Experience: 1st Year

How Acquired: College FA (1994)

1994 Games Played/Started: 0/0

Career Games Played/Started: 0/0

Birthdate: July 1, 1971


Birthplace: Columbia, MS

Residence: Redmond, WA

1995: Played 11 games, including the World Bowl, with the Amsterdam Admirals of the World League. Started nine, all in the regular season. Had five sacks and 30 tackles. Missed all of the 1994 NFL season on injured reserve after injuring a knee at Indianapolis in the preseason opener. Signed as a free agent on April 29.

COLLEGE: Four-year letterman and two-year starter. Finished his career with 173 tackles, 18 tackles for loss, and 18 quarterback sacks. Had eight sacks as a senior, two off the school's single-season record. Credited with a career-best 66 tackles and 14 tackles for loss. Returned his only interception 18 yards for a touchdown against Alabama in 1992. Coaching and Sports Management major.

PERSONAL: Attended East Marion High School in Columbia, Mississippi, lettering in football, basketball, baseball, and track.



30 COREY HARRIS CB

Height: 5-11

Weight: 195

College: Vanderbilt

NFL Experience: 4th Year

How Acquired: RFA (Green Bay 1995)

1994 Games Played/Started: 16/2

Career Games Played/Started: 42/2

Birthdate: October 25, 1969

Birthplace: Indianapolis, IN

Residence: Nashville, TN

1995: Signed to an offer sheet as a restricted free agent on March 3. Green Bay declined to match and took Seattle's third-round 1995 draft choice as compensation on March 10.

CAREER: Originally drafted as a wide receiver on the third round by the Houston Oilers in 1992. **1992:** Played five games for the

Oilers before being waived on October 13. Claimed by Green Bay and played 10 games as a reserve wide receiver and special teams performer. Tied for Green Bay lead with 14 special teams tackles and ranked ninth in the NFC with a 21.1 kickoff return average. had a team-best 50-yard return versus Tampa Bay. Rushed twice for 10 yards against Houston. **1993:** Played 11 games on special teams and as a reserve cornerback. Missed five games with a knee injury suffered at Dallas. Averaged 30.1 yards on 16 kickoff returns, a figure that would have led the league, but fell four attempts short of qualifying. Had returns of 65 and 64 yards. Added eight special teams tackles and three on defense. Averaged 20.8 yards on five postseason kickoff returns. **1994:** Played 16 games and started twice, versus Miami and Atlanta, as an extra defensive back. Had a single-season best 38 tackles, including five each at Chicago and versus Detroit. Added eight special teams tackles. Led team with a 21.3 yard kickoff return average on 29 returns.

COLLEGE: Four-year starter who played wide receiver as a freshman and sophomore before moving to running back as a junior and senior. First-team All-Southeastern Conference as a senior after rushing for a school-record 1,103 yards. Had four 100-yard games, including 180 versus Army, and caught 23 passes for 283 yards and averaged 19.4 yards on 20 kickoff returns. Posted a single-season best 45 receptions for a 14.5 yard average and six scores in 1989. Finished career with 1,486 yards rushing on 297 attempts, a 5.0 yard average, and six scores, 92 pass receptions for 1,204 yards, and seven touchdowns, and 72 kickoff returns for a 21.6 yard average. Also lettered in track and played junior varsity basketball. Graduated with a degree in Human Resources.

PERSONAL: Lettered in football, basketball, baseball, and track at Ben Davis High School in Indianapolis, Indiana. Earned first-team All-State recognition as a senior as team won state title. Named to the Who's Who among American high school students. Has a daughter, Lauren (9/19/88). Has a Nashville-base record label, SYBE Records and is currently pursuing a career in the entertainment business under the stage name, *C-Love* and compact disc, *Snake*.

HARRIS' NFL RECORD

Defense

Club	G/S	Tkl	So	Ast	T/L	QB	PD	FF	FR
1992 Houston	5/0	2	2	0	0.0	0.0	0	0	0
Green Bay	10/0	14	13	1	0.0	0.0	0	0	0
1993 Green Bay	11/0	11	8	3	0.0	0.0	0	0	0
1994 Green Bay	16/2	46	39	7	0.0	0.0	5	1	0
NFL TOTALS	42/2	73	62	11	0.0	0.0	5	1	0

Tackle totals include special team statistics. Tackles for loss includes sacks.

Kickoff Returns

Club	G/S	No	Yds	Avg	LG	TD
1992 Houston	5/0	10	206	20.6	42	0
Green Bay	10/0	23	485	21.1	50	0
1993 Green Bay	11/0	16	482	30.1	65	0
1994 Green Bay	16/2	29	618	21.3	59	0
NFL TOTALS	42/2	78	1791	23.0	65	0

RING OF HONOR

Curt Warner became the fifth inductee into the Seahawks Ring of Honor. Warner was honored on November 27, 1994, the 12th anniversary of his club record 203-yard rushing performance against the Kansas City Chiefs. Steve Largent was the first to gain induction into the Ring on December 23, 1989. Jim Zorn joined Largent on August 3, 1991. In 1992, two additions were made, Dave Brown on August 22, and play-by-play voice Pete Gross on November 30.



11 RONNIE HARRIS WR

Height: 5-11 **Weight:** 180
College: Oregon
NFL Experience: 3rd Year
How Acquired: Free Agent (1994)
1994 Games Played/Started: 2/0
Career Games Played/Started: 7/0
Birthdate: June 4, 1970
Birthplace: Granada Hills, CA
Residence: Kirkland, WA

1994: Active for the last two games of the season and played on special teams at Cleveland. Originally signed to the practice squad on November 29. Was added to the active roster prior to the second Los Angeles Raiders game, but did not play. Started the season with the New England Patriots, playing one game on October 16, versus the New York Jets. Caught one pass for 11 yards. Returned three punts for 26 yards, including a long return of 12 yards while with New England. Went to camp with the Patriots and was waived on August 20 and signed to the practice squad on August 30. Added to the active roster on October 14 and returned to the practice squad on October 19. Waived from the practice squad on November 22.

CAREER: Spent his first two seasons with the New England Patriots alternating between the active roster and the practice squad. Played six games with the Patriots, five in 1993 and one in 1994. Caught one pass for 11 yards, returned 24 punts for 203 yards, and five kickoffs for 74 yards. **1993:** Played the last five games of the season after spending the first 11 games on the practice squad. Returned 21 punts for an 8.4 yard average, and five kickoffs for a 14.8 yard average. Set a New England team record with 10 punt returns against the Pittsburgh Steelers on December 5.

COLLEGE: Three-year letterman and two-year starter. Two-time Academic All-Pac-10 choice. Finished his career with 65 receptions for 933 yards and seven touchdowns. Caught a single-season best 32 passes for 496 yards and four touchdowns as a senior. Returned 46 punts for an 11.2 yard average and ranked second on the team with 85.6 all-purpose yards per game. Caught 25 passes for 311 yards and three touchdowns as a junior, playing in 11 games, starting 10. Played 12 games as a sophomore and caught eight passes for 126 yards. Also a member of the track team as a sprinter and anchored a school record 4x100 meter relay squad. Winner of the Schlstrom Award, which is presented to the top senior scholar-athlete.

PERSONAL: Football and track letterman at Valley Christian High School in San Jose, California. All-state choice as a multi-purpose player for the small school division. Class A MVP in the North Coast Section as a senior. Married, his wife's name is Kris.

HARRIS' NFL RECORD

		Receiving					
Club	G/S	No	Yds	Avg	LG	TD	
1993 New England	5/0	0	0	0.0	0	0	
1994 New England	1/0	1	11	11.0	11	0	
Seattle	1/0	0	0	0.0	0	0	
NFL TOTALS	7/0	1	11	11.0	11	0	

		Punt Returns					
Club	G/S	No	FC	Yds	Avg	LG	TD
1993 New England	5/0	21	2	177	8.4	21	0
1994 New England	1/0	3	0	26	8.7	12	0
Seattle	1/0	0	0	0	0.0	0	0
NFL TOTALS	7/0	24	2	203	8.5	21	0

**76 BILL HITCHCOCK****G****Height:** 6-6**Weight:** 306**College:** Purdue**NFL Experience:** 5th Year**How Acquired:** Draft (8th round 1990)**1994 Games Played/Started:** 5/5**Career Games Played/Started:** 51/39**Birthdate:** August 26, 1965**Birthplace:** Kirkland, Quebec, Canada**Residence:** Bellevue, WA

1994: Started the first five games at right guard. Spent the last 11 games on the inactive list with a back injury suffered against Pittsburgh and aggravated at Indianapolis.

CAREER: Originally drafted by Seattle on the eighth round in 1990. Has started at two different offensive line positions in his career, 20 games at right tackle (1991-92) and 19 at right guard (1993-94). **1990:** Was converted to an offensive lineman after playing his entire college career on the defensive line. Was waived on August 28 and signed to the practice squad on October 2. Spent the rest of the season on the practice squad. Became an automatic free agent at the end of the season and was re-signed on March 13, 1991. **1991:** Played 16 games, starting nine, weeks 2-10, at right tackle. Took over for an injured Ronnie Lee four plays into the season opener at New Orleans and played until Lee regained the spot at Los Angeles against the Raiders on November 17. **1992:** Played 16 games and started 11-of-the-last-12, including the last 10, at right tackle. **1993:** Started 14-of-16 games at right guard after moving over from right tackle during the offseason. Missed back-to-back games, versus Kansas City and at the Raiders, because of hamstring injury. Part of an offensive line that helped the Seahawks lead the AFC in rushing at 125.9 yards per game, the first time Seattle has led the conference in rushing.

COLLEGE: Four-year letterman who started on the defensive line his first three seasons. Moved to offensive tackle during spring drills his senior season. Had 43 tackles, four tackles for loss, and one sack in 1986. Posted a career-high 49 tackles in 1988, with three for loss. Finished his career with 116 tackles, 11 tackles for loss, and five sacks. Majored in Humanities.

PERSONAL: Attended Lindsay Place High School in Kirkland, Quebec, Canada. Played football and hockey and was named Most Valuable Defensive Player for the North Shore Broncos, a Montreal City League football team and also was the MVP of his midget league hockey team. Holds a black belt in karate. Bill and his wife, Janet, were married on June 12, 1993.

Career Games Played/Started: 1990 (Seattle) - Practice Squad; 1991(Seattle) —16/9; 1992 (Seattle) —16/11; 1993 (Seattle) —14/14; 1994 (Seattle) —5/5; **CAREER TOTALS — 51/39.**

**47 KIRBY JACKSON****CB****Height:** 5-10**Weight:** 176**College:** Mississippi State**NFL Experience:** 9th Year**How Acquired:** Free Agent (Buffalo '94)**1994 Games Played/Started:** 0/0**Career Games Played/Started:** 70/49**Birthdate:** February 2, 1965**Birthplace:** Sturgis, MS**Residence:** Orchard Park, NY

1994: Missed the entire season on injured reserve after suffering a knee injury in training camp. Had signed as a free agent on June 9.

CAREER: Originally drafted on the fifth round in 1987 by the New York Jets. Signed with both the Los Angeles Rams (1987) and the Buffalo Bills (1988) prior to joining the Seahawks. Saw action in 10 playoff games, starting seven, with the Bills, including three Super Bowls. **1987:** Waived by the Jets on the final cut to 45 on September 9, and signed with the Rams on September 24. Played five games with three starts. Scored his first career touchdown by recovering a blocked punt against Pittsburgh. Waived by the Rams on November 16, and signed with Buffalo on November 27. Spent the last five games on the Bills inactive list. **1988:** Missed the first eight games on injured reserve with a hamstring injury, but returned to play in the last eight games and both postseason contests. **1989:** Played 14 games, starting 13. Started at Cleveland in the playoffs. Returned an interception 40 yards for a touchdown against Miami. **1990:** Played 12 games, starting 11. Missed the last three games on injured reserve with a hamstring injury, but returned to start all three postseason contests. Led team with three interceptions. **1991:** Played 16 games, starting 12, the first and the last 11 games. Started all three postseason games. Posted single-season highs in interceptions (4) and in tackles (56). Named AFC Defensive Player of the Week after picking off two passes against Kansas City in the AFC Divisional playoffs. Forced and recovered a fumble late against Denver in the AFC Championship game preserving a 10-7 win. Added an interception versus Washington in Super Bowl XXVI. **1992:** Played 15 games, starting 10, and played three-of-four postseason games. Did not play versus Houston in a first-round playoff game. Credited with 48 tackles. **1993:** On the inactive list for first game and missed the last 15 regular season and all three postseason games on injured reserve with a preseason knee injury.

COLLEGE: Three-year starter. Named team's outstanding senior after registering 52 tackles, nine passes defended, two sacks, and one interception. Credited with 67 tackles and two interceptions as a sophomore, and 56 tackles and two interceptions as a junior. Academic All-Southeastern Conference as a senior. Graduated with a degree in Accounting.

PERSONAL: All-state selection at Sturgis High School in Sturgis, Mississippi. Played quarterback and defensive back. Senior class Valedictorian Totaled 1,480 yards of total offense and a team-high 97 tackles as a senior. A brother, Kenny, played basketball at Mississippi State.

JACKSON'S NFL RECORD

Interceptions

	Club	G/S	No	Yds	Avg	LG	TD
1987	L.A. Rams	5/3	1	36	36.0	36	0
	Buffalo	0/0	0	0	0.0	0	0
1988	Buffalo	8/0	0	0	0.0	0	0
1989	Buffalo	14/13	2	43	21.5	40	1
1990	Buffalo	12/11	3	16	5.3	14	0
1991	Buffalo	16/12	4	31	7.8	15	0
1992	Buffalo	15/10	0	0	0.0	0	0
1993	Buffalo	Injured Reserve (knee)					
1993	Seattle	Injured Reserve (knee)					
NFL TOTALS		70/49	10	126	12.6	40	1

Defense

	Club	G/S	Tkl	So	Ast	Int	QB	PD	FF	FR
1987	L.A. Rams	5/3	14	12	2	1	0.0	2	0	1
	Buffalo	0/0	0	0	0	0	0.0	0	0	0
1988	Buffalo	8/0	7	7	0	0	0.0	2	0	0
1989	Buffalo	14/13	37	34	3	2	0.0	10	0	1
1990	Buffalo	12/11	27	22	5	3	0.0	12	0	0
1991	Buffalo	16/12	56	51	5	4	1.0	18	1	0
1992	Buffalo	15/10	48	42	6	0	0.0	12	0	0
1993	Buffalo	Injured Reserve (knee)								
1994	Seattle	Injured Reserve (knee)								
NFL TOTALS		70/49	189	168	21	10	1.0	56	1	2

ADDITIONAL STATISTICS

Touchdowns: 1 in 1987 (recovered blocked punt in end zone); 1 in 1989 (40 yard interception return); **2 in career.**

Special Teams Tackles: 2 (1 solo, 1 assist) in 1987; 4 (1/3) in 1988; **6 (2/4) in career.**

SINGLE GAME HIGHS

Defense

Tackles (Solos and Assists): 7, vs. Denver 12/12/92 (7+0)


Tackles For Loss (Includes sacks): n/a

Sacks: 1.0, at Indianapolis 12/15/91

Interceptions: 2, vs. Miami 10/29/89

Forced Fumbles: 1, vs. Detroit 12/22/91

Fumble Recoveries: 1, vs. Cincinnati 11/26/89



43 TRACY JOHNSON FB

Height: 6-0

Weight: 242

College: Clemson

NFL Experience: 7th Year

How Acquired: Plan B (Atlanta 1992)

1994 Games Played/Started: 16/10

Career Games Played/Started: 96/20

Birthdate: November 29, 1966


Birthplace: Concord, NC

Residence: Alpharetta, GA

1994: Voted by his teammates as a special teams captain prior to the season along with Trey Junkin. Played 16 games, starting 10 at fullback. Split playing time with Steve Smith. Tallied on a two-yard run at Los Angeles against the Raiders and had a one-yard score versus Cincinnati. Single-game best five rushing attempts came versus Pittsburgh. Credited with eight special teams tackles.

CAREER: Originally drafted by the Houston Oilers on the tenth round in 1989 before moving to the Atlanta Falcons as a Plan B Free Agent in 1990. Played 32 games, with nine starts, over the next two seasons for the Falcons. Has been one of the Seahawks top special teams players the past three seasons collecting 32 tackles, according to unofficial press box statistics, including a team-leading 18 in 1992. **1989:** Played 16 games, rushing for 16 yards on four carries and catching one pass for eight yards. Averaged 17.2 on 13 kickoff returns. Played in the AFC Wild Card game. **1990:** Played 16 games, starting four, with the Atlanta Falcons after signing as a Plan B Free Agent on March 30. Rushed for 106 yards and three touchdowns and caught 10 passes, including one for a touchdown. Finished fifth on the team with 18 special teams tackles. **1991:** Played 16 games, starting five, and also played in both postseason games. Credited with 17 special teams tackles. **1992:** Played 16 games as a reserve fullback and special teams performer after signing as a Plan B Free Agent on April 1. Led the team with 18 special teams tackles, including 17 solo tackles. Also had one-and-a-half tackles for loss and recovered a fumble on punt coverage against the Denver Broncos on November 30. Got his only rushing attempts of the season in the fourth quarter of the finale against San Diego and gained 26 yards on three carries, including a 19-yard run. **1993:** Voted by his teammates as a special teams captain prior to the season along with Trey Junkin. Played 16 games on special teams and as a reserve fullback. Started at Denver. Scored his first Seahawks touchdown, and his first since the 1990 season at Kansas City. Credited with six tackles on special teams, including one inside the 20, according to unofficial press box statistics.

HONORS: **1993,** *Special Teams Co-Captain as voted by teammates.* **1994,** *Special Teams Co-Captain as voted by teammates.*



COLLEGE: Four-year letterman and two-year starter. Finished sixth in school history with 23 rushing touchdowns. Gained 1,579 yards on 377 career attempts for a 4.2 yard average. Had a career high 557 yards and led the team with nine rushing touchdowns as a junior. Played in three bowl games, Independence, Gator, and Florida Citrus. Also played in the East-West Shrine All-Star Game after his senior season. Majored in Marketing.

PERSONAL: Football and track letterman at A.B. Brown High School in Kannapolis, North Carolina. Has attended Kennesaw State College to continue work on his degree. Tracy and his wife, Selenda, have a son, Jalen.

JOHNSON'S NFL RECORD

		Rushing					
Club	G/S	Att	Yds	Avg	LG	TD	
1989 Houston	16/0	4	16	4.0	8	0	
1990 Atlanta	16/4	30	106	3.5	12	3	
1991 Atlanta	16/5	8	26	3.3	6	0	
1992 Seattle	16/0	3	26	8.7	19	0	
1993 Seattle	16/1	2	8	4.0	5	0	
1994 Seattle	16/10	12	44	3.7	14	2	
SEATTLE TOTALS	48/11	17	78	4.6	19	2	
NFL TOTALS	96/20	59	226	3.8	19	5	

		Receiving					
Club	G/S	No	Yds	Avg	LG	TD	
1989 Houston	16/0	1	8	8.0	8	0	
1990 Atlanta	16/4	10	79	7.9	16	1	
1991 Atlanta	16/5	3	27	9.0	13	0	
1992 Seattle	16/0	0	0	0.0	0	0	
1993 Seattle	16/1	3	15	5.0	8	1	
1994 Seattle	16/10	10	91	9.1	17	0	
SEATTLE TOTALS	48/11	13	106	8.2	17	1	
NFL TOTALS	96/20	27	220	8.1	17	2	

ADDITIONAL STATISTICS

Kickoff Returns: 13 for 224 yards, 17.2 average, 27 long, 0 touchdowns in 1989; 2 for 2 yards, 6 long, 0 touchdowns in 1990; 1 for 15 yards, 0 touchdowns in 1992; **16 for 241 yards, 15.1 average, 27 long, 0 touchdowns, in career.**

Special Teams Tackles: 4 in 1989; 18 in 1990; 17 in 1991; 18 in 1992; 6 in 1993; 8 in 1994; **71 in career.**

Special Teams Forced Fumbles: 1 in 1994.

Playoff Games Played/Started: 1989 (Houston) - 1/0; 1991 (Atlanta) - 2/0; **Career - 3/0.**



77 MATT JOYCE

G

Height: 6-7 **Weight:** 283
College: Richmond
NFL Experience: 1st Year
How Acquired: Free Agent (1995)
1994 Games Played/Started: 0/0
Career Games Played/Started: 0/0
Birthdate: March 30, 1972
Birthplace: St. Petersburg, FL
Residence: Kirkland, WA

1995: Signed as a free agent on March 1. Spent the entire 1994 season on the Dallas Cowboys practice squad after signing as a free agent. Signed with Dallas as a free agent on May 2 and was claimed on waivers by the Cincinnati Bengals on August 28. Failed the Bengals physical and signed to the Cowboys practice squad on September 5.

COLLEGE: Played defensive line. First-team All-Yankee Conference as a senior and a second-team choice as a junior. Collected 76 tackles as a junior.

PERSONAL: Lettered in football, basketball, and track at New York Military Academy in Cornwall Hudson, New York.



83 TREY JUNKIN

TE

Height: 6-2 **Weight:** 241
College: Louisiana Tech
NFL Experience: 13th Year
How Acquired: Free Agent (1990)
1994 Games Played/Started: 16/0
Career Games Played/Started: 169/4
Birthdate: January 23, 1961
Birthplace: Conway, AR
Residence: Redmond, WA

1994: Special teams co-captain along with fullback Tracy Johnson as voted by their teammates for the second straight season. Played 16 games as the deep snapper on both punts and field goals and as a reserve tight end. Scored a touchdown on a one-yard reception against Pittsburgh giving the Seahawks a 17-3 second quarter lead in a 30-13 win. Credited with two tackles on special teams, according to unofficial press box statistics.

CAREER: Has spent the past four and three-quarters season as the Seahawks punt deep snapper and the last two seasons as the snapper on placements. Has been used as a short-yardage tight end and has 17 receptions and seven touchdowns in his career, including four catches and two touchdowns with the Seahawks. Originally drafted on the fourth round by the Buffalo Bills in 1983 as a linebacker. Was waived by the Bills in 1984 and then signed by the Washington Redskins as a free agent. Waived and signed as a free agent by the Los Angeles Raiders in 1985 and played through the 1989 season. Waived on the cutdown to 47 players in 1990 and signed with the Seahawks as a free agent on October 3. Switched to tight end with the Raiders in 1985. Has played in 76 straight games with the Seahawks and has two touchdown receptions, a two-yarder in the second San Diego game in 1992 and a one-yarder in 1994 versus the Pittsburgh Steelers. **1983:**

TOUGH STARTS

Seattle finished 1994 second in the NFL allowing opponents to start drives at their own 25.5 yardline. Tampa Bay led the league limiting their opponents to the 24.

Played in 16 games as a reserve linebacker. **1984:** Played the first two games as a reserve before being released. Played 12 games with the Washington Redskins after signing as a free agent on September 25. **1985:** Signed with the Raiders as a free agent on April 4, and played 16 games as a reserve tight end after switching from linebacker. Caught two passes, including one for a 2-yard touchdown. **1986:** Played in first three games as a reserve before suffering a knee injury. Missed the last 13 games on injured reserve. Had two receptions for 38 yards. **1987:** Played 12 games and made his first career start, at Chicago, in the finale. Caught two passes for 15 yards. **1988:** Played 16 games, starting one. Caught four passes, two for touchdowns. **1989:** Played 16 games, catching three passes, two for touchdowns. **1990:** Played in 12 games after signing with the Seahawks as a free agent on October 3. Used as the deep snapper on punts. **1991:** Played 16 games on special teams. Served as the deep snapper on punts and as the backup snapper on PATs and field goals. Was credited with a partially blocked punt against Denver. **1992:** Played 16 games as a reserve tight end, special teams performer, and the deep snapper on punts. Started the second Kansas City game as Seattle opened with two tight ends and caught two passes for 23 yards. The start was his first since 1988 and the receptions were his first since 1989. Capped off his season with a two-yard touchdown catch in the final game against the San Diego Chargers. **1993:** Special teams co-captain along with Tracy Johnson as voted by his teammates prior to the season. Played 16 games as the deep snapper on both punts and field goals and as a reserve tight end. Started at tight end at Detroit as Seahawks opened in a goal line offense. Was credited with two tackles on special teams, according to unofficial press box statistics.

HONORS: *1993, Special Teams Co-Captain (as voted by teammates); 1994, Special Teams Co-Captain (as voted by teammates).*

COLLEGE: Four-year letterman who began his career on offense as a tight end and was switched to linebacker as a sophomore. Started his last two years. Finished his career with 147 tackles and returned a fumble 86 yards for a touchdown. Also had 18 tackles for loss and seven sacks. Had seven receptions for 98 yards as a freshman. Majored in Business.

PERSONAL: Lettered in football and basketball at Northeast High School in North Little Rock, Arkansas. His brother, Mike, was the fifth player chosen in the 1987 draft by the Cleveland Browns and played two years with Cleveland and one with the Kansas City Chiefs. Hobbies include Martial Arts and writing poetry. Conducted the Bellevue Philharmonic at a fund-raiser during the offseason. Trey and his wife, Sarah (6/19/83), have two sons, Jacob (9/28/84) and Connor (2/3/89). Given name is Abner Kirk Junkin III.

JUNKIN'S NFL RECORD

		Receiving					
	Club	G/S	No	Yds	Avg	LG	TD
1983	Buffalo	16/0	0	0	0.0	0	0
1984	Buffalo	2/0	0	0	0.0	0	0
	Washington	12/0	0	0	0.0	0	0
1985	L.A. Raiders	16/0	2	8	4.0	5	1
1986	L.A. Raiders	3/0	2	38	19.0	19	0
1987	L.A. Raiders	12/1	2	15	7.5	8	0
1988	L.A. Raiders	16/1	4	25	6.3	9	2
1989	L.A. Raiders	16/0	3	32	10.7	28	2
1990	Seattle	12/0	0	0	0.0	0	0
1991	Seattle	16/0	0	0	0.0	0	0
1992	Seattle	16/1	3	25	8.3	13	1
1993	Seattle	16/1	0	0	0.0	0	0
1994	Seattle	16/0	1	1	1.0	1	1
SEATTLE TOTALS		76/2	4	26	6.5	13	2
NFL TOTALS		169/4	17	144	8.5	28	7



65 MIKE KEGARISE

T

Height: 6-5 **Weight:** 300
College: Edinboro
NFL Experience: 2nd Year
How Acquired: Free Agent (1994)
1994 Games Played/Started: 0/0
Career Games Played/Started: 0/0
Birthdate: June 19, 1970
Birthplace: Norwalk, Ohio
Residence: Kirkland, WA

1994: Missed the entire season on injured reserve with a knee injury in training camp. Had signed as a free agent on April 27.

COLLEGE: Four-year starter and three-time first-team All-Pennsylvania Athletic Conference choice at tackle. Redshirted in 1989. Graduated with a degree in Elementary Education/Special Education.

PERSONAL: Lettered in football and wrestling at Edison High School in Milan, Ohio. All-state choice in wrestling. Mike and his wife, Trina, were married on November 2, 1994.



78 MIKE KEIM

T

Height: 6-7 **Weight:** 302
College: Brigham Young
NFL Experience: 4th Year
How Acquired: Free Agent (1992)
1994 Games Played/Started: 16/0
Career Games Played/Started: 21/0
Birthdate: November 12, 1965
Birthplace: Anaheim, CA
Residence: Salt Lake City, UT

1994: Saw action in all 16 games on special teams. Played most of the first Los Angeles Raiders game at left tackle for Ray Roberts. Replaced Roberts at Houston, but pulled a hamstring after only six plays.

CAREER: Spent his entire career with the New Orleans Saints prior to joining the Seahawks in 1992 as a free agent. **1991:** Originally signed by the Saints as a free agent on May 6. Was waived on August 27, and added to the practice squad on September 2. Spent 16 weeks on the practice squad before being activated on December 20. Played one play against the Phoenix Cardinals on December 22. Was active for, but did not play in, the Saints playoff game against the Atlanta Falcons on December 28. **1992:** Signed by the Seahawks as a free agent off the New Orleans Saints practice squad on December 8. Was inactive against the Philadelphia Eagles on December 13, but saw action for six plays at left tackle at Denver the next week. Was inactive for the season finale against San Diego on December 27. Went to camp with the Saints and was waived on August 27. Joined the New Orleans practice squad on September 2, and had spent all 14 weeks on the practice squad before joining the Seahawks. **1993:** Active for 16 games, seeing action on special teams in three.

JERSEY RETIREMENT

The Seahawks were the first team in professional sports to retire a uniform number in honor of the support shown by their fans, the Twelfth Man. On December 15, 1984, the Jersey #12 was retired and presented to Mr. and Mrs. Randy Ford of Tukwila, who originated the idea.

COLLEGE: Three-year letterman who took over as the starter at right tackle with seven games left in his junior season. Second-team All-Western Athletic Conference as a senior. Originally enrolled at Mesa Community College in Mesa, Arizona, in 1985, before transferring to Brigham Young. Served on an LDS mission from 1985 to 1987. Majored in Wildlife Range Management.


PERSONAL: Lettered in football and basketball at Round Valley High School in Springerville, Arizona. Mike and his wife, Tiffany, have a daughter, Courtney (4/27/95).

KEIM'S NFL RECORD

Career Games Played/Started:

1991	New Orleans	—	1/0	1994	Seattle	—	16/0
1992	Seattle	—	1/0	CAREER TOTALS		—	21/0
1993	Seattle	—	3/0				

Playoff Games Played/Started: 1991 (New Orleans) - 0/0.



96 CORTEZ KENNEDY DT

Height: 6-3 **Weight:** 293
College: Miami
NFL Experience: 6th Year
How Acquired: Draft (1st round 1990)
1994 Games Played/Started: 16/16
Career Games Played/Started: 80/66
Birthdate: August 23, 1968
Birthplace: Wilson, AR
Residence: Bellevue, WA

1994: Earned his fourth straight trip to the Pro Bowl and third consecutive as a starter after starting 16 games at right tackle. First team All-NFL pick by *Associated Press*, *Sports Illustrated*, and *College and Pro Football Newsweekly* for the third straight season. Led all defensive linemen with 70 tackles, according to unofficial press box statistics. Added 8.5 tackles for loss and four sacks. Had nine tackles in the second Kansas City game and seven in three other games. Forced and recovered a fumble on the first play at Houston sparking a 16-14 win. Added two sacks and another tackle for loss versus the Oilers. Only missed four defensive plays in the last 12 games and none in the last seven.

CAREER: Continues to rank as one of the NFL's best interior linemen. Has appeared in the Pro Bowl in each of the last four seasons, including the last three as a starter. Had his best season in 1992, earning NFL Defensive Player of the Year honors, while playing for a 2-14 team. Credited with 92 tackles, 14 sacks and 28 tackles for loss. Ranks fifth all-time in quarterbacks sacks with 32.0, while collecting 360 tackles. Only three defensive linemen in team history have recorded more tackles, Joe Nash 737 in 194 games, Jacob Green 718 in 178 games, and Jeff Bryant 689 in 175 games. Kennedy has accumulated his total in just 80 games. Has added 68.0 tackles for loss. Joined Seahawks as their first-round draft choice in 1990. Was the third player chosen in the first round after quarterback Jeff George (Indianapolis Colts) and running back Blair Thomas (New York Jets). Seattle acquired the pick on draft day from the New England Patriots along with a second-round choice (LB Terry Wooden) in exchange for the Seahawks two first-round selections (#8 and #10) and a fourth-round 1991 draft choice. Seattle's additional first-round draft choice came from the Indianapolis Colts in a 1988 trade for linebacker Fredd Young.

1990: Played in 16 games and started two at right tackle. Missed all of training camp and the preseason before signing a contract. Credited with 48 tackles, six tackles for loss, one sack, a fumble recovery, and a forced fumble, according to unofficial press box

statistics. Posted a season-high 10 tackles, including a sack, at Miami. Six of his tackles against the Dolphins were for no gain or a loss. **1991:** Started 16 games at right defensive tackle and played in his first Pro Bowl. Finished third in tackles with 73, according to unofficial press box statistics, and was second in sacks with 6.5. Led all defensive linemen in tackles and sacks. *The Sporting News* AFC Defensive Player of the Week against the New York Jets after recording eight tackles, two sacks, and two passes defended. Also had two sacks against the Indianapolis Colts. His 12 tackles in the second Kansas City Chiefs game were a career high. **1992:** Consensus choice as NFL Defensive Player of the Year. One of six finalists for the Miller Lite NFL Player of the Year. NFL Alumni Association and NFL Players Association Defensive Lineman of the Year. Consensus first-team All-NFL pick, and AFC starter in the Pro Bowl. Kansas City 101 Club AFC Defensive Lineman of the Year. Voted the Marcus Nalley Trophy by his teammates as the team's Most Valuable Player. Became only the third player in history to win the Associated Press Defensive Player of the Year award from a team with a losing record, joining Lawrence Taylor of the 1982 New York Giants (4-5) and Reggie White of the 1987 Philadelphia Eagles (7-8). Was the second Seahawks player to win the award along with safety Kenny Easley (1984). Led the team in sacks, 14.0, yards lost, 89, a team record 28 tackles for loss, total yards lost, 122.5, and forced fumbles, four, according to unofficial press box statistics. Ranked tied for fifth in the AFC in sacks and led all interior linemen. His 14.0 sacks were the third-most in a single season in Seattle history. Finished second on the team in tackles with a career-best 92, according to unofficial press box statistics. Also recovered a fumble and batted down two passes. AFC Defensive Player of the Week in a 10-6 win at New England after registering seven tackles, including three sacks, and four-and-half tackles for losses of 32 yards, and two forced fumbles. Had a season-high five tackles for loss, including two sacks, against the Raiders, and had three tackles for loss, including two sacks, versus the Philadelphia Eagles. Had at least one tackle for loss in 14-of-16 games and at least two in 9-of-16. **1993:** Started 16 games at right tackle and was a consensus first team All-NFL pick for the second straight season and earned his third straight trip to the Pro Bowl and second straight as a starter. Ended the year with 77 tackles, including 60 solo, 13.5 tackles for loss, 6.5 sacks, a forced fumble, and a fumble recovery, according to unofficial press box statistics, despite constant double and triple teaming. Led all defensive linemen in tackles, finishing fourth overall, paced team in tackles for loss, and was second in sacks. Had 10 tackles in back-to-back games, at Houston and versus Cleveland. Recorded two sacks and a fumble recovery at New England and also had two tackles for loss at San Diego. Deflected a pass against the Chargers that was intercepted and returned for a touchdown by Joe Nash. Had at least one tackle for loss in 10-of-16 games and had a three-game streak with at least one sack.

HONORS: **1990,** *First-team All-Rookie (Pro Football Writers Association).* **1991,** *AFC Pro Bowl Squad; First-team All-NFL (Football Digest); First-team All-AFC (Football News); Second-team All-AFC (NEA, College and Pro Football Newsweekly); Seattle Post-Intelligencer Sports Star of the Year finalist.* **1992,** *AFC Pro Bowl starter; Miller Lite NFL Player of the Year Finalist; NFL Defensive Player of the Year (Associated Press, Pro Football Weekly/Pro Football Writers Association, Columbus, Ohio, Touchdown Club); NFL Defensive Lineman of the Year (NFL Alumni Association, NFL Players Association); NFL's Top Defensive Tackle (Pro Football Weekly); AFC Defensive Lineman of the Year (Kansas City 101 Club), First-team All-NFL (Associated Press, Sports Illustrated, The Sporting News, USA Today, Pro Football Weekly/Pro Football Writers Association, Football Digest,*

NEA); First-team All-AFC (*Pro Football Weekly*); Seattle Post-Intelligencer Sports Star of the Year finalist; Marcus Nalley Trophy (Seahawks MVP as voted by teammates); AFC Defensive Player of Week 3 (at New England). **1993**, AFC Pro Bowl Starter; First-Team All-NFL (*Associated Press*, *Sports Illustrated*, *The Sporting News*, *Pro Football Weekly/Pro Football Writers Association*, *Football Digest*, *College and Pro Football Newsweekly*); First-Team All-AFC (UPI). **1994**, AFC Pro Bowl Starter, First-Team All-NFL (*Associated Press*, *Sports Illustrated*, *College and Pro Football Newsweekly*), First-Team All-AFC (UPI, *Pro Football Weekly/Pro Football Writers Association*, *Football News*).

COLLEGE: First-team All-America choice by *The Sporting News* in 1989, and a second-team selection by Associated Press while playing for Head Coach Dennis Erickson. Took over as the starter as a senior and finished the season with 92 tackles (45 solo), 22 tackles for loss, 7.5 sacks, 16 quarterback pressures, and one fumble recovery as Miami captured the national championship with an 11-1 record. Led the team in tackles for loss, ranked second in sacks, and led all defensive linemen in tackles. Had a season-high 13 tackles (9 solo), including a sack, two tackles for loss, and two quarterback pressures in a 27-10 win over Notre Dame. Also had 13 tackles with a sack and two tackles for loss against Pittsburgh. Saw action in all 12 games with the Hurricanes in 1988 after transferring from Northwest Mississippi Junior College. Credited with 27 tackles, six tackles for loss, seven pressures, and two sacks. Totaled 114 tackles, 28 tackles for loss, and 9.5 sacks at Miami as teams posted a 22-2 record. Had 129 tackles in two junior college seasons, 22 tackles for loss, and 15 sacks. Majored in Criminology.

PERSONAL: Attended Rivercrest High School in Wilson, Arkansas. School retired his jersey in 1991. Hosts an annual scholarship banquet and football clinic for youngsters between the ages of eight and 16 at his alma mater during the offseason. Changed his jersey number from 96 to 99 for the 1992 season to honor his friend and fellow University of Miami alum Jerome Brown, who was killed in a car accident in June, 1992. Cortez and his wife, Nicole, have two daughters, Gabrielle, and Courtney.



KENNEDY'S NFL RECORD

Defense

Club	G/S	Tkl	So	Ast	T/L	QB	PD	FF	FR
1990 Seattle	16/2	48	37	11	6.0	1.0	3	1	1
1991 Seattle	16/16	73	64	9	12.0	6.5	6	1	1
1992 Seattle	16/16	92	76	16	*28.0	14.0	5	4	1
1993 Seattle	16/16	77	60	17	13.5	6.5	3	1	1
1994 Seattle	16/16	70	54	16	8.5	4.0	3	1	1
NFL TOTALS	80/66	360	291	69	68.0	32.0	20	8	5

Totals include special teams statistics. Tackles for loss includes sacks.

SINGLE GAME HIGHS

Defense

Tackles (Solos and Assists): 12, vs. Kansas City 12/1/91 (10+2)

Tackles For Loss (Includes sacks): 5.0, vs. L.A. Raiders 10/18/92

Sacks: 3.0, at New England 9/20/92

Interceptions: None

Forced Fumbles: 2, at New England 9/20/92

Fumble Recoveries: 1, 5 Times (Last: at Houston 12/11/94)

* Team Record



34 DION LAMBERT

S

Height: 6-1

Weight: 190

College: UCLA

NFL Experience: 3rd Year

How Acquired: Free Agent (1994)

1994 Games Played/Started: 1/1

Career Games Played/Started: 31/5

Birthdate: February 12, 1969

Birthplace: Lake View Terrace, CA

Residence: Lake View Terrace, CA

1994: Signed as a free agent on December 20 and started at free safety four days later at Cleveland on December 24 after injuries sidelined Eugene Robinson and Dave McCloughan. Credited with six tackles, according to unofficial press box statistics. Went to camp with the New England Patriots and was waived August 29.

CAREER: Originally drafted on the fourth round by the New England Patriots in 1992. Played 30 games, starting four, over the 1992 and 1993 seasons with the Patriots. Credited with 51 total tackles, one sack, one interception, and two forced fumbles. **1992:** Played 16 games as a reserve safety and special teams performer. Had 23 tackles (13 solo) on defense and added 10 on special teams. Forced a fumble against the Buffalo Bills on September 27 and had a sack against the New York Jets on November 22. **1993:** Played 14 games with four starts. Made his first career start against Buffalo in a multiple-back formation and started games 13-15 at free safety. New England was 3-1 in his starts, including winning all three at free safety. Credited with 28 tackles and picked off his first pass against Cleveland on December 19. Credited with a single-game best seven tackles the week before versus Cincinnati. Inactive for two games, Detroit (September 12) and at Phoenix (October 10).

COLLEGE: Four-year letterman and three-year starter at right cornerback. Finished his career with 184 total tackles and two interceptions. Missed five-of-the-first-six games as a senior with a torn tendon in his foot. Had 89 tackles, one interception, and one sack in 1989 as he played in 797 plays, second most on the defense. Teammate of Seahawks cornerback Carlton Gray. Played as a reserve in 1988 after redshirting in 1987. Majored in History.

PERSONAL: Earned All-America honors from Super Prep Magazine while at Kennedy High School in Granada Hills, California. Valley Class 4A Defensive Player of the Year as a senior after recording 82 tackles, three interceptions and three fumble recoveries. Also caught 21 passes for 325 yards and seven

touchdowns as a senior. Has two older brothers, Gene and Reggie, that played minor league baseball.

LAMBERT'S NFL RECORD

Defense

Club	G/S	T	S	A	T/L	QB	PD	FF	FR
1992 New England	16/0	33	20	13	1.0	1.0	0	1	0
1993 New England	14/4	32	23	9	0.0	0.0	2	1	0
1994 Seattle	1/1	6	5	1	0.0	0.0	0	0	0
NFL TOTALS	31/5	71	48	23	1.0	1.0	2	2	0

Tackle total include special teams tackles. Tackles for loss includes sacks.



52 KEVIN MAWAE

G

Height: 6-4

Weight: 288

College: Louisiana State

NFL Experience: 2nd Year

How Acquired: Draft (2nd round 1994)

1994 Games Played/Started: 14/11

Career Games Played/Started: 14/11

Birthdate: January 23, 1971

Birthplace: Savannah, GA

Residence: Kirkland, WA

1994: Played 14 games and started the final 11 at right guard. Earned first-team all-rookie honors from *Pro Football Weekly/Pro Football Writers Association, College and Pro Football Newsweekly, and Football News*. Only missed one offensive snap after taking over for Bill Hitchcock in the first quarter at Indianapolis and that came in the season finale at Cleveland. Saw his first action at right guard at the Los Angeles Raiders on week two and was used as a short-yardage tight end against the Pittsburgh Steelers.

HONORS: *1994, First-Team All-Rookie (Pro Football Weekly/Pro Football Writers Association, College and Pro Football Newsweekly, Football News).*

COLLEGE: Four-year starter. Moved to center in the fall of 1993 and started 11 games after starting primarily at left tackle for two seasons. Second-team All-Southeastern Conference by Associated Press and the SEC coaches as a senior. Started all of 1992 at left tackle and was a second-team all-conference choice. First-team All-SEC choice in 1991 starting at left tackle (8 games), center (3), and left guard (1). Also used as a short-yardage tight end. Started seven games at left tackle in 1990 after redshirting in 1989. Played in the Blue-Gray All-Star Game and the Senior Bowl after his senior season. Has deep snapped since sophomore year in high school. Graduated in December 1993 after majoring in General Studies.

PERSONAL: Football and baseball letterman at Leesville High in Leesville, Louisiana. All-state selection in football in high school and also an all-state all-academic choice. A brother, John, played nose guard at Louisiana State. His mother was born in Longview, Washington, and Kevin lived there for two years. Kevin and his wife, Tracy, were married on May 29, 1993. Last name is pronounced ma-WHY.

Career Games Played/Started: 1994 (Seattle) - 14/11.

SAY, AREN'T YOU?

Dion Lambert started at free safety at Cleveland and had six tackles on December 24, only four days and three practices after signing as a free agent. Of the Seahawks four starters in the secondary that afternoon, only one, strong safety Rafael Robinson, was with the Seahawks at the start of the season.



99 MICHAEL McCRARY DE

Height: 6-4 **Weight:** 267
College: Wake Forest
NFL Experience: 3rd Year
How Acquired: Draft (7th round 1993)
1994 Games Played/Started: 16/0
Career Games Played/Started: 31/0
Birthdate: July 7, 1970
Birthplace: Vienna, VA
Residence: Vienna, VA

1994: Played 16 games as a reserve defensive end utilized mainly as the right end in the nickel. Credited with 11 tackles, according to unofficial press box statistics, 2.5 tackles for loss, and 1.5 sacks. Had a sack in the first Indianapolis game and added another tackle for loss at San Diego.

CAREER: Has played in 31-of-32 games since joining the Seahawks as a seventh-round 1993 draft choice. Used mainly as the right end in nickel situations and has been credited with 5.5 sacks and 6.5 tackles for loss. **1993:** Played 15-of-16 games as a reserve defensive end. Alternated as the right end in nickel situations at the beginning of the season and took over as the full-time starter in game nine after a series of injuries. Combined with Antonio Edwards to give the Seahawks two rookie ends in the nickel for the last seven games. Finished the season with eight tackles, 4.0 sacks, 4.0 tackles for loss, and two forced fumbles on defense, according to unofficial press box statistics. Had a sack at San Diego in his first NFL game. Also used as a wedge-buster on kickoff coverage and was credited with two tackles. Was Seattle's seventh-round draft choice.

COLLEGE: Three-year letterman and starter. Second-team All-Atlantic Coast Conference as a senior. ACC Defensive Lineman of the Week on October 19. Established single-season bests with 80 total tackles, 25 tackles for loss, and 16 sacks as a senior. Led the ACC in tackles for loss and tied for first in sacks. Finished his career with 199 total tackles, 47 tackles for loss, and 31 quarterback sacks. School's all-time leader in both quarterback sacks for a career and single game (4). Had 74 tackles in 1991, with 16 tackles for loss and 10 sacks. Ranked third in the conference in sacks and fifth in tackles for loss. Had 11 tackles, including four for loss versus Appalachian State as a junior. Majored in Communications.

PERSONAL: Attended George Marshall High School in Vienna, Virginia. Had 21 sacks as a junior, but only played three games as a senior after breaking his arm.

McCRARY'S NFL RECORD

Club	G/S	Defense							
		Tkl	So	Ast	T/L	QB	PD	FF	FR
1993 Seattle	15/0	10	9	1	4.0	4.0	0	2	0
1994 Seattle	16/0	11	9	2	2.5	1.5	0	0	0
NFL TOTALS	31/0	21	18	3	6.5	5.5	0	2	0

Totals include special teams statistics. Tackles for loss includes sacks.

IN A RUSH

The Seahawks are one of only three NFL teams to increase their rushing yards per game in each of the last three seasons. Seattle averaged 99.8 yards in 1992, 125.9 in 1993, and 130.3 in 1994, to join the Detroit Lions and Indianapolis Colts. Seattle led the AFC in rushing for the first time in franchise history in 1993 and finished second in both the AFC and NFL to the Pittsburgh Steelers in 1994.



19 JAMES McKNIGHT WR

Height: 6-0 **Weight:** 186
College: Liberty
NFL Experience: 1st Year
How Acquired: College FA (1994)
1994 Games Played/Started: 2/0
Career Games Played/Started: 2/0
Birthdate: June 17, 1972
Birthplace: Orlando, FL
Residence: Apopka, FL

1994: Spent the first 10 games on the practice squad before being activated. Saw his first action on special teams in the second Los Angeles Raiders game and played as a reserve wide receiver at Cleveland. Turned his first NFL catch into a 25-yard touchdown against the Browns. Signed as a free agent on April 29.

COLLEGE: Three-year letterman. Finished his career with 114 receptions for 1,948 yards, a 17.1 yard average, and 17 touchdowns. Caught 50 passes for 711 yards and five scores in 1992 and 39 for 812 yards with eight scores in 1993. Had three 100-yard games. Criminal Justice major.

PERSONAL: Football, basketball, and track letterman at Apopka High School in Apopka, Florida.

McKNIGHT'S NFL RECORD

Year	Club	G/S	Receiving				LG	TD
			No	Yds	Avg			
1994	Seattle	2/0	1	25	25.0		25	1



3 RICK MIRER QB

Height: 6-2 **Weight:** 211
College: Notre Dame
NFL Experience: 3rd Year
How Acquired: Draft (1st round 1993)
1994 Games Played/Started: 13/13
Career Games Played/Started: 29/29
Birthdate: March 19, 1970
Birthplace: Goshen, IN
Residence: Woodinville, WA

1994: Started the first 13 games before breaking the thumb on his non-throwing left hand against Indianapolis. Had successful surgery the day after the injury and missed the next two games on the inactive list before being placed on injured reserve for the Cleveland game. Finished the season completing 195-of-381 attempts for 2,151 yards, 11 touchdowns and seven interceptions. Tied Kansas City's Joe Montana for the NFL lead and set a club record with a 1.8 interception avoidance percentage. Did not throw an interception until the third game of the season and later had a streak of 132 straight passes without an interception. Threw a personal best three touchdowns at Los Angeles against the Raiders in a 38-9 win. All three scores came in a 10:03 span of the third and fourth quarters. Completed 19-of-25 passes for 242 yards in that game. Orchestrated two fourth quarter comeback wins, 22-21 over the Tampa Bay Buccaneers and 10-9 versus the Kansas City Chiefs on back-to-back weekends. Led a 12-play, 77-yard drive by passing for 28 yards and running for 13 against the Buccaneers, with Mack Strong scoring the winning touchdown with 42 seconds left. Put 10 fourth quarter points on the board against the Chiefs, including a 10-play, 66-yard drive to a touchdown and a short drive to the winning field goal with 1:42 left. Now has three fourth quarter comeback wins in his career. Season-best 244 pass-

ing yards came in the first Denver game. Threw two touchdown passes against both the Chiefs and the Buccaneers. Finished the season as the second-leading rusher with 153 yards on 34 carries.

CAREER: Was the Seahawks first-round draft choice in 1993 and the second player chosen overall. Second equals the highest the Seahawks have ever drafted in their history. In 1976, the Seahawks chose defensive tackle Steve Niehaus, also of Notre Dame. Had started his first 29 games before being sidelined with three games left in the 1994 season because of fractured thumb on his left (non-throwing) hand against the Indianapolis Colts. Ranks third in franchise history in attempts (867), completions (469), yards (4,984), touchdowns (23), and interceptions (24). Leads in lowest percentage of interceptions (2.77), is second in completions percentage (54.1), and has a quarterback rating of 68.4. Has led three fourth quarter comeback wins in his career, New England in 1993 and Tampa Bay and Kansas City in 1994. Has added 496 rushing yards on 102 carries with three scores. **1993:** Started all 16 games and was a consensus All-Rookie choice and NFL Offensive Rookie of the Year as chosen by *Football Digest* and AFC Rookie of the Year as chosen by the NFL Players Association and UPI. Set NFL rookie records for attempts (486), completions (274), and yards (2,833), breaking the old marks set in 1976 by former Seahawks quarterback Jim Zorn. Zorn set all his marks in 14 games, while Mirer broke the completions mark in 13 and the attempts and yards in 14. Also set franchise rookie records for touchdown passes (12), completion percentage (56.4%) and quarterback rating (67.0). Became only the third rookie quarterback since the 1970 AFL-NFL merger to start all his team's games joining New England's Jim Plunkett (1971) and Buffalo's Joe Ferguson (1973). Missed only 28 of 1,019 offensive plays, 23 in the second half at New England after being poked in the eye, the last two in the first half in the second San Diego game, and three at the end of the game at Houston. Only the sixth rookie quarterback in league history to improve his team's win total from the previous season by four. Of those six, only the Los Angeles Rams Bob Waterfield (1945), Plunkett, Ferguson, and Mirer started all games. Finished the season completing 274-of-486 passes (56.4%) for 2,833 yards, with 12 touchdowns and 17 interceptions. Completed 20-of-27 passes (74.1%) in his first game. Threw for 282 yards and one score in a 31-14 win over San Diego earning AFC Offensive Player of the Week honors. Twice staged fourth quarter comebacks. Engineered a 14-play, 54-yard drive and threw the game-winning touchdown pass with 25 seconds left in a 10-9 win in the second New England game. Led a 13-play, 90-yard drive culminating in his one-yard run for a 27-24 lead over Phoenix in a game lost 30-27 in overtime. Finished the season by throwing a touchdown pass in each of his last four games, including two at Kansas City. Rushed 68 times for 343 yards, and three scores, setting a franchise quarterback rushing record, breaking the old of 290 yards set by Jim Zorn in 1978. Led all AFC quarterbacks in rushing yards (343) and was second in the NFL to San Francisco's Steve Young (407).

HONORS: **1993**, *NFL Offensive Rookie of the Year (Football Digest)*; *AFC Rookie of the Year (USA Today/NFL Players Association, United Press International)*; *First-Team All-Rookie (Pro Football Weekly/Pro Football Writers Association, Football Digest, Football News, College and Pro Football Newsweekly)*; *AFC Offensive Player of the Week 5 vs. San Diego 10/3 (National Football League, Pro Football Writers Association)*.

COLLEGE: Three-year starter and team captain as a senior. Second-team All-America selection by *Football News*. Ranks first in school history with 41 touchdown passes and is second with 377 completions, 698 attempts, and 5,997 yards. Compiled a 29-7-1 record as a starter and led Irish to three bowl games, Orange,

Sugar, and Cotton, winning the last two. Added 694 yards rushing and 17 scores. Threw for 1,876 yards with 15 touchdowns and six interceptions, while completing 120-of-234 passes in 1992. Threw a single-season record 18 touchdown passes in 1991, while passing for a personal best 2,117 yards, the third-highest total in school history. Named team Co-Most Valuable Player along with running back Jerome Bettis (now with the St. Louis Rams). Two-time Chevrolet Most Valuable Player Award winner as a sophomore, versus Michigan in his first-ever start and against Michigan State. Threw the game-winning touchdown against the Wolverines with 1:40 left and rallied the Irish to 13 fourth quarter points versus the Spartans. Played in the East-West Shrine Game and Hula Bowl after graduation. Majored in Marketing.

PERSONAL: Two-time All-State pick and Gatorade Circle of Champions Indiana Player of the Year as a senior at Goshen High School in Goshen, Indiana. Atlanta Touchdown Club's Bobby Dodd winner as the nation's high school back of the year. Set state prep records with 44 touchdowns and 6,586 yards. Broke Jeff George's (now with the Atlanta Falcons) single season passing record with 3,973 yards as a senior. Added 30 touchdowns and 10 interceptions in leading team to 14-0 record and state title as a senior. Threw for 395 yards in state title game. His 3,973 yards ranks second in national high school history to Jimmy Jones' (Tallahassee, Florida) 4,098 in 1975. Recipient of the Academy of Achievement Award as the top high school football player in the country in 1989, an award presented to him ironically by Seahawks owner Ken Behring. His father, Ken, was the head football coach at Goshen High but resigned before Rick played a varsity game. Rick and his wife, Stephanie, were married on June 11, 1994.

MIRER'S NFL RECORD

Passing

Year	Club	G/S	Att	Comp	Yds	Pct	TD	Int	LG	T/Y
1993	Seattle	16/16	486	274	2833	56.4	12	17	53	47/235
1994	Seattle	13/13	381	195	2151	51.2	11	7	54	27/145
NFL TOTALS		29/29	867	469	4984	54.1	23	24	54	74/380

Rushing

Year	Club	G/S	Att	Yds	Avg	LG	TD
1993	Seattle	16/16	68	343	5.0	33	3
1994	Seattle	13/13	34	153	4.5	14	0
NFL TOTALS		29/29	102	496	4.9	33	3

SINGLE GAME HIGHS

Passing

Most Attempts: 43, vs. New England 10/24/93

Most Completions: 25, vs. San Diego 10/3/93

Most Yards: 282, vs. San Diego 10/3/93

Highest Completion Percentage: 73.1, at L.A. Raiders 9/11/94 (26-19)

Longest Completion: 53, to Kelvin Martin, at Houston 11/7/93 (TD)

Most Touchdowns: 3, at L.A. Raiders 9/11/94

Most Interceptions: 3, at Detroit 10/17/93


Longest Touchdown: 53, to Kelvin Martin, at Houston 11/7/93

1994 ATTENDANCE SUMMARY

Total Preseason (4 Games)	183,603 (45,900)
2 Home Games at Husky Stadium	89,130 (44,565)
2 Road Games	94,473 (47,237)
Total Regular Season (16 Games)	865,032 (54,065)
8 Home Games	420,136 (52,517)
3 Games at Husky Stadium	189,045 (63,015)
5 Games at Kingdome	231,091 (46,218)
8 Road Games	444,896 (55,612)
Total Attendance (20 Games)	963,635 (48,182)
Total Home (10 Games)	509,266 (50,927)
Total Road (10 Games)	454,369 (45,437)

MIRER GAME-BY-GAME

1993	Opponent	A	C	Yds	Pct	TD	Int	LG	T/L
09/05	at San Diego	27	20	154	74.1	0	1	21	4/13
09/12	L.A. Raiders	22	14	149	63.6	0	2	25	5/29
09/19	at New England	16	12	117	75.0	1	1	20	4/24
09/26	at Cincinnati	30	18	181	60.0	0	0	24	2/15
10/03	San Diego	40	25	282	62.5	1	0	39	2/12
10/10	BYE								
10/17	at Detroit	39	23	189	59.0	1	3	22	3/23
10/24	New England	43	22	203	51.2	1	2	25	1/9
10/31	at Denver	30	16	201	53.3	0	2	28	4/17
11/07	at Houston	20	12	175	60.0	1	1	53	2/14
11/14	Cleveland	27	11	114	40.7	1	0	23	2/10
11/21	BYE								
11/28	Denver	37	17	188	45.9	1	1	42	6/27
12/05	Kansas City	30	18	287	60.0	0	2	45	3/12
12/12	at L.A. Raiders	36	20	171	55.6	1	1	32	1/2
12/19	Phoenix	30	15	165	50.0	1	0	40	2/12
12/26	Pittsburgh	29	12	117	41.4	1	1	23	5/16
01/02	at Kansas City	30	19	140	63.3	2	0	33	1/0
1993 TOTALS (16/16)		486	274	2833	56.4	12	17	53	47/235
1994	Opponent	A	C	Yds	Pct	TD	Int	LG	T/L
09/04	at Washington	28	17	183	60.7	1	0	20	1/7
09/11	at L.A. Raiders	26	19	242	73.1	3	0	40t	1/7
09/18	San Diego	36	20	163	55.6	0	1	17	6/35
09/25	Pittsburgh	24	14	166	58.3	1	1	54	2/14
10/02	at Indianapolis	38	20	186	52.6	1	1	30	3/12
10/09	Denver	39	19	244	48.7	0	2	39	0/0
10/16	BYE								
10/23	at Kansas City	30	15	126	50.0	2	0	23	3/30
10/30	at San Diego	30	15	177	50.0	0	0	21	3/6
11/06	Cincinnati	32	13	181	40.6	0	0	41	3/11
11/13	at Denver	29	10	133	34.5	0	0	51	2/2
11/20	Tampa Bay	25	13	127	52.0	2	1	20	1/10
11/27	Kansas City	31	15	195	48.4	0	0	34	2/11
12/04	Indianapolis	13	5	28	38.5	1	1	18	0/0
12/11	at Houston			Inactive (thumb)					
12/18	L.A. Raiders			Inactive (thumb)					
12/24	at Cleveland			Injured Reserve (thumb)					
1994 TOTALS (13/13)		381	195	2151	51.2	11	7	51	27/145
CAREER (29/29)		867	469	4984	54.1	23	24	53	74/380



71 MIKE MOODY

T

Height: 6-7 **Weight:** 305
College: Southern California
NFL Experience: 1st Year
How Acquired: Free Agent (1994)
1994 Games Played/Started: 0/0
Career Games Played/Started: 0/0
Birthdate: May 6, 1969
Birthplace: San Francisco, CA
Residence: San Francisco, CA


1994: Activated from the practice squad on December 17 for the last two games, but did not play. Originally signed to the practice squad on September 20. Went to camp with the Arizona Cardinals and was waived on August 8. Played 10 games, starting 10, with the London Monarchs of the World League in 1995.

CAREER: Spent the entire 1993 season on the Cardinals practice squad after signing as a free agent on April 28. Signed to the squad on August 31 after being waived on August 23. Did not play in 1992.

COLLEGE: Four-year letterman and two-year starter at tackle. Started as a junior and senior after playing as a reserve his first two seasons. Started three games as a redshirt freshman. Part of

the Trojans Rose Bowl championship team after the 1989 season. Played in the Japan Bowl after his senior season. Majored in Public Administration.

PERSONAL: Football, basketball, and track letterman at Washington High School in San Francisco, California. Earned prep All-America honors in football as a tackle and averaged 14 points and 11 rebounds per game in basketball. Captured the Class AAA shot put title as a freshman and sophomore.



55 WINSTON MOSS **LB**

Height: 6-3

Weight: 245

College: Miami

NFL Experience: 9th Year

How Acquired: UFA (L.A. Raiders 1995)

1994 Games Played/Started: 16/16

Career Games Played/Started: 123/115

Birthdate: December 24, 1965

Birthplace: Miami, FL

Residence: Miami, FL

1995: Signed with the Seahawks as an unrestricted free agent on March 15.

CAREER: Veteran linebacker who's played for both the Tampa Bay Buccaneers (1987-90) and Los Angeles Raiders (1991-94) prior to joining the Seahawks. Played 60 games, starting 53, with the Buccaneers recording 227 tackles and 10.5 sacks. Acquired by the Raiders prior to the 1991 season and played in 63-of-64 games with 347 tackles and 7.0 sacks. Finished first (1993), second (1992), and third (1991) in tackles. Served as the Raiders defensive captain in both 1993 and 1994. Originally drafted by Tampa Bay on the second-round in 1987 and was acquired by the Raiders for third and fifth-round 1991 draft choices on April 22, 1991. **1987:** Played 12 games and started the season opener at right linebacker. Made six total starts. Scored his first touchdown by recovering a fumble in the end zone against the Chicago Bears. **1988:** Played 16 games, starting 15, at right outside linebacker. Did not start against Buffalo. Posted 52 tackles and 17 quarterback pressures. **1989:** Started 16 games and set career highs in tackles with 72 and in sacks with 5.5. Had nine tackles and 1.5 sacks at Detroit. **1990:** Started 15-of-16 games, playing both inside and outside linebacker. Had 71 tackles and intercepted his first career pass versus Green Bay and returned it 31 yards. **1991:** Started all 16 regular season games and one playoff contest. Ranked third in tackles with 80, including 10 versus Buffalo. Had fumble recoveries versus San Diego and New Orleans. **1992:** Started 15 games, missing the Cleveland game due to injury, the only such miss of his career. Ranked second in tackles with 91. Had a career high 11 tackles at San Diego and 10 against Philadelphia. **1993:** Defensive captain. Started 16 games at linebacker. Led team in tackles with a career high 102. Had 10 tackles against Kansas City and nine in two additional games. **1994:** Defensive captain for the second consecutive season. Started 16 games and finished the season with 74 tackles and two sacks. Credited with 10 tackles at New England.

COLLEGE: Four-year letterman who started his last two seasons. Finished his career with 248 total tackles, 10 tackles for loss, two sacks, three fumble recoveries, and two forced fumbles. Played strong and weak outside linebacker and defensive end in his career. Totaled single-season best 87 tackles as a senior. Played in three New Year's Day bowl games, including being part of Hurricanes 1983 National Championship team. Had 57 tackles and one sack as a freshman. Majored in Business with a minor in Computer Science.

PERSONAL: Football and track letterman at Southridge High School in Miami, Florida, earning all-state honors. Did not play football until 10th grade. Set school record in shot put.

MOSS' NFL RECORD

		Defense								
	Club	G/S	Tkl	So	Ast	T/L	QB	PD	FF	FR
1987	Tampa Bay	12/6	32	24	8	2.5	1.5	1	0	1
1988	Tampa Bay	16/15	52	38	14	2.0	0.0	2	1	0
1989	Tampa Bay	16/16	72	53	19	7.5	5.5	6	1	0
1990	Tampa Bay	16/15	71	42	29	4.5	3.5	4	1	1
1991	L.A. Raiders	16/16	80	n/a	n/a	n/a	3.0	5	0	2
1992	L.A. Raiders	15/15	91	n/a	n/a	n/a	2.0	1	1	0
1993	L.A. Raiders	16/16	102	n/a	n/a	n/a	0.0	2	0	0
1994	L.A. Raiders	16/16	74	n/a	n/a	n/a	2.0	1	0	0
NFL TOTALS		123/115	574	n/a	n/a	n/a	17.5	22	4	4

Tackles for loss includes sacks.

		Interceptions					
	Club	G/S	No	Yds	Avg	LG	TD
1987	Tampa Bay	12/6	0	0	0.0	0	0
1988	Tampa Bay	16/15	0	0	0.0	0	0
1989	Tampa Bay	16/16	0	0	0.0	0	0
1990	Tampa Bay	16/15	1	31	31.0	31	0
1991	L.A. Raiders	16/16	0	0	0.0	0	0
1992	L.A. Raiders	15/15	0	0	0.0	0	0
1993	L.A. Raiders	16/16	0	0	0.0	0	0
1994	L.A. Raiders	16/16	0	0	0.0	0	0
NFL TOTALS		123/115	1	31	31.0	31	0

ADDITIONAL STATISTICS

Postseason Games Played/Started: 1991 (Los Angeles) - 1/1; 1993 (Los Angeles) - 1/1.

Special Teams Tackles: 5 in 1987; 6 in 1988; 1 in 1990; 12 in career.

Blocked Field Goals: 1 in 1990.

Scoring: 1 TD on end zone fumble recovery in 1987.

SINGLE GAME HIGHS

Defensive

Tackles (Solos and Assists): 11, vs. San Diego 12/20/92 (5+6)

Tackles for Loss (includes sacks): 1.5, at Detroit 12/17/89

Sacks: 1.5, at Detroit 12/17/89

Interceptions: 1, vs. Green Bay 10/21/90

Forced Fumbles: 1, 4 Times (Last: at Denver 9/6/92)

Fumble Recoveries: 1, 4 Times (Last: at New Orleans 12/16/91)



72 JOE NASH

DT

Height: 6-3

Weight: 278

College: Boston College

NFL Experience: 14th Year

How Acquired: Free Agent (1982)

1994 Games Played/Started: 16/15

Career Games Played/Started: 194/158

Birthdate: October 11, 1960

Birthplace: Boston, MA

Residence: Wellesley, MA

1994: Started 15-of-16 games at left defensive tackle, not starting at Denver as Seahawks opened in a nickel package. Credited with 48 tackles, six tackles for loss, and two sacks, according to unofficial press box statistics. Had six tackles in three different games and posted sacks in the first San Diego and Kansas City contests. Only two other defensive linemen active at the end of the season, the Green Bay Packers Steve McMichael (1980) and the New Orleans Saints Frank Warren (1981), predate Nash's (1982) entry into the league.

CAREER: Has played more games (194) than any other player in

team history except Steve Largent (200). Ranks fifth in games started with 158. Has missed only one game in his career due to injury, that at San Diego in 1988, although he did dress. Played the last part of the 1990 season with a broken bone in his leg. Has played in 109 consecutive games from 1988-94, second in team history to Eugene Robinson's 120 straight. Has spent his entire career with the Seahawks after signing as an undrafted free agent on May 14, 1982. Franchise's all-time leader with 10 blocked kicks, eight field goals and two PATs. Is third in tackles with 737, third in sacks with 46.5, trailing Jacob Green (116.0) and Jeff Bryant (63.0), according to unofficial press box statistics. Tallied two touchdowns, in 1984 on an end zone fumble recovery versus the Chicago Bears and on a 13-yard interception return at San Diego in 1993. Played defensive tackle in 1982 before switching to nose tackle from 1983-89, and then back to tackle in 1990. Voted into the Pro Bowl after the 1984 season and was a first alternate in 1985. **1982:** Played in seven-of-nine games and started the season finale against Denver at left tackle. **1983:** Became the starter at nose tackle on week nine, starting the last eight regular season games and all three in the postseason. Credited with 43 tackles, according to unofficial press box statistics, and added 15 in the playoffs, including 11 at the Los Angeles Raiders in the AFC Championship game. **1984:** AFC Pro Bowl selection and 16-game starter at nose tackle. Became the first Seahawks defensive lineman accorded Pro Bowl honors. Led all defensive linemen in tackles with 82 and added seven sacks. Recovered a fumble against Chicago for his first career touchdown. Tied a team record with two fumble recoveries against Cleveland. Blocked two field goals, one with 4:18 left preserving a 17-14 win over the Raiders. Started both playoff games. **1985:** Started 16 games and posted career-highs in tackles with 87 and in sacks with nine. Added two blocked place kicks. Pro Bowl first alternate. **1986:** Played 16 games, starting 11. Opened the first nine before playing as a reserve for five games. Returned to start the last two. Credited with 51 tackles and five sacks. **1987:** Started 12 games and had 44 tackles, three-and-a-half sacks and a blocked PAT. Recorded eight tackles in the AFC Wild Card game at Houston. **1988:** Played and started 15 games, missing at San Diego. Led all defensive linemen in tackles with 66. **1989:** Started 16 games and set a career high with 92 tackles, a total bettered by only one defensive lineman in team history. Also set personal single game marks for tackles (12), sacks (2.5) and forced fumbles (2) at Cincinnati. Blocked a team record three field goals, including one with 2:21 left to preserve a 17-16 win at San Diego. **1990:** Started 16 games at left defensive tackle after moving from nose tackle. Credited with 53 tackles, one sack, three tackles for loss, and a forced fumble, according to unofficial press box statistics. **1991:** Played 16 games as a reserve defensive tackle and also saw some duty at end. Credited with 24 tackles, according to unofficial press box statistics. Voted by his teammates as the winner of the Ed Block Courage Award, which goes to the player overcoming the most in furthering his career. **1992:** Started 16 games at left defensive tackle. Ended the season with 67 tackles, 6.5 tackles for loss, 4.5 sacks, and a blocked field goal, according to unofficial press box statistics. Tackle total was his highest since 1989. Was credited with nine tackles, a sack, and blocked the 10th place kick of his career versus the Philadelphia Eagles on December 13. Voted the co-winner, along with Jeff Bryant, of the Steve Largent Award, which goes to the player who best exemplifies the spirit, dedication, and integrity of the Seattle Seahawks. **1993:** Started 16 games at left defensive tackle. Intercepted his first career pass at San Diego and returned it 13 yards for a touchdown, 53 seconds into the contest. Finished the season with 48 tackles, 2.5 tackles for loss and one-half a sack, according to unofficial press box statistics.

HONORS: *1984, First-team All-NFL (AP, NFL Films, College and Pro Football Newsweekly, Pro Football Weekly); Second-team All-*

NFL (NEA); All-AFC (Pro Football Weekly, UPI); Gino Cappelletti Award by the New England 1776 Club (NFL player who has achieved the most after entering the league with the least fanfare); AFC Pro Bowl starter. **1985**, Second-team All-NFL (NEA); AFC Pro Bowl first alternate. **1991**, Ed Block Courage Award as voted by his teammates. **1992**, Steve Largent Award co-winner (with Jeff Bryant).

COLLEGE: Four-year letterman. Second-team All-New England selection as a senior. Had 88 tackles, one fumble recovery and five sacks in 1981. Sociology major.

PERSONAL: Attended Boston College High in Boston, Massachusetts, where he lettered in football and track. Joe and his wife, Nancy, have two daughters, Alissa, and Brooke, and a son Robby. Joe works with the Robert Marcus Real Estate Company in Newton, Massachusetts, in the offseason.

NASH'S NFL RECORD

Defense

Club	G/S	Tkl	So	Ast	T/L	QB	PD	FF	FR
1982 Seattle	7/1	32	18	14	1.0	1.0	0	0	0
1983 Seattle	16/8	43	29	14	3.0	3.0	0	2	0
1984 Seattle	16/16	82	58	24	11.0	7.0	1	2	3
1985 Seattle	16/16	87	67	20	17.0	9.0	0	2	0
1986 Seattle	16/11	51	39	12	11.0	5.0	0	1	2
1987 Seattle	12/12	44	35	9	7.0	3.5	0	1	0
1988 Seattle	15/15	66	52	14	6.0	2.0	2	1	1
1989 Seattle	16/16	92	65	27	9.0	8.0	1	3	0
1990 Seattle	16/16	53	41	12	3.0	1.0	0	1	1
1991 Seattle	16/0	24	20	4	2.0	0.0	2	0	0
1992 Seattle	16/16	67	46	21	6.5	4.5	0	0	0
1993 Seattle	16/16	48	33	15	2.5	0.5	1	0	0
1994 Seattle	16/15	48	32	16	6.0	2.0	1	0	0
NFL TOTALS	194/158	737	535	202	85.0	46.5	8	13	7

Tackle totals include special team tackles. Tackles for loss includes sacks.

ADDITIONAL STATISTICS

Touchdowns: 1 Opponent Fumble Recovery (0 yards) in 1984; 1 Interception (13 yards) in 1993.

Blocked Kicks: 2 FGs in 1984; 1 FG in 1985; 1 PAT in 1985; 1 PAT in 1987; 1 FG in 1988; 3 FGs in 1989; 1 FG in 1992; **10 in career (8 FGs, 2 PATs).**

POSTSEASON NFL RECORD

Defense

Club	G/S	Tkl	So	Ast	T/L	QB	PD	FF	FR
1983 Seattle	3/3	15	12	3	0.0	0.0	0	0	0
1984 Seattle	2/2	9	7	2	1.0	0.0	0	0	0
1987 Seattle	1/1	8	3	5	0.0	0.0	1	0	0
1988 Seattle	1/1	3	2	1	0.0	0.0	0	0	1
NFL TOTALS	7/7	35	24	11	1.0	0.0	1	0	1

Totals include special teams statistics. Tackles for loss includes sacks.

SINGLE GAME HIGHS

Defense

Tackles (Solos and Assists): 12, at Cincinnati 12/10/89 (8+4)

Tackles For Loss (Includes sacks): 3.0, at San Diego 10/29/84

Sacks: 2.5, at Cincinnati 12/10/89

Interceptions: 1, at San Diego 9/5/93

Forced Fumbles: *2, vs. Cleveland 9/3/84

Fumble Recoveries: *2, at Cincinnati 12/10/89

*Team Record

GOING FOR FIRST

Defensive tackle Joe Nash needs to play in seven more games to break Steve Largent's franchise mark of 200 games played. The 14th year defensive tackle will enter the season having played in 194 games with 158 starts. Largent played 200 games, starting 197, from 1976 through 1989. Entering the 1995 season, only 95 players in NFL history have played in 200 games, including 18 defensive linemen.



37 NATE ODOMES

CB**Height:** 5-10**Weight:** 188**College:** Wisconsin**NFL Experience:** 9th Year**How Acquired:** UFA (Buffalo 1994)**1994 Games Played/Started:** 0/0**Career Games Played/Started:** 108/107**Birthdate:** August 25, 1965**Birthplace:** Columbus, GA**Residence:** Roswell, GA

1994: Missed the entire season on injured reserve after suffering a knee injury in the offseason after signing as an unrestricted free agent on February 24. Had not missed a game due to injury in his career prior to the season.

CAREER: Pro Bowl selection after both the 1992 and 1993 seasons, the latter as a starter. Spent his entire career with the Buffalo Bills after being their second-round draft choice in 1987 prior to joining the Seahawks. Was the first pick on the second round, a choice that was acquired from the Tampa Bay Buccaneers in exchange for Buffalo's second and fourth-round 1987 choices. Became an immediate starter with Buffalo, playing 108 games, starting 107, and added starts in all 16 postseason games. Started 97 consecutive regular season games until a shoulder injury limited him to a reserve role versus the New York Jets in 1993. Credited with 360 tackles, 26 interceptions, 109 passes defended, nine forced fumbles, and eight fumble recoveries. Has three games with two interceptions. Twice AFC Defensive Player of the Week in 1991 and 1993. Holds Buffalo record with five postseason interceptions. **1987:** Started all 12 games played by the regulars. Was the youngest starting defensive player in the NFL and second-youngest starter overall. Only New England's Bruce Armstrong (born 9/7/65) was younger. One of three rookies to start on the Buffalo defense. Finished the season with 42 tackles and had a key fumble recovery at the Buffalo six preserving a 21-14 win over Denver. **1988:** Started 16 games and intercepted his first career pass in the season opener. Finished the season with 44 tackles. Started both playoff games and was credited with nine tackles. **1989:** Started 16 games and posted a career high five interceptions. Had two of them against Miami in the opener. Tied for team lead with three forced fumbles. Had 46 tackles. Started at Cleveland in the playoffs and had two tackles. **1990:** Started 16 regular season games and three in the postseason. Led team in fumble recoveries with three and had one interception. Returned a fumble he'd forced 49 yards against the Los Angeles Raiders. Blocked a field goal versus Denver. Picked off two passes in the playoffs, versus Miami and the Raiders. **1991:** Started 16 games and three playoff contests. First-team All-AFC by UPI. Had five interceptions and a single-season best 76 tackles. Returned an interception for a touchdown against Pittsburgh. AFC Defensive Player of the Week versus the Chicago Bears after contributing a pass defense and a fourth down tackle on a goal line stand. **1992:** Started 16 games and was named to first Pro Bowl. Had five interceptions and 63 tackles. Fourth quarter pick at San Francisco led to winning touchdown. Blocked a field goal versus Atlanta. Started his 100th consecutive game at New Orleans. Started all four postseason games and contributed the interception in overtime that set up the game-winning field goal in a 41-38 win against Houston. **1993:** Started 15-of-16 games, earning his second straight trip to the Pro Bowl, and first as a starter. Played, but did not start, against the New York Jets because of a shoulder injury, breaking a streak of 97 straight starts. Tied for the NFL lead in interceptions with Seattle's Eugene Robinson with a career-high nine, one off the Buffalo record. It's

the most interceptions by a cornerback since Atlanta's Scott Case had 10 in 1988. Picked off two passes against Washington, his third career game with two picks, and never went more than two games without at least one. AFC Defensive Player of the Week at Miami after intercepting a pass and returning a fumble 25 yards for a touchdown. Started all three postseason games and intercepted his Buffalo record fifth playoff pass against the Dallas Cowboys in Super Bowl XXVIII in Atlanta, returning it 41 yards to set up a score.

HONORS: *1987, First-team All-Rookie (UPI, Pro Football Weekly, Pro Football Writers of America, Football Digest). 1991, First-team All-AFC (UPI); AFC Defensive Player of Week 5 (vs. Chicago). 1992, AFC Pro Bowl squad. 1993, AFC Pro Bowl starter; Second-team All-NFL (AP, Football Digest); First-team All-AFC (UPI, Football News); AFC Defensive Player of Week 16 (at Miami).*

COLLEGE: Four-year letterman and two-year starter. First-team All-Big Ten by Associated Press and UPI. School's Defensive Player of the Year as a senior after intercepting six passes and recording 68 tackles. Theft total tied for the conference lead. Had three of his interceptions against the University of Hawaii, one of which he returned 73 yards for a touchdown. Finished his career with 153 total tackles, eight interceptions, and four blocked kicks. Averaged 10.0 yards on 36 punt returns and 24.6 on 25 kickoffs. Also competed in track in the 4x100 meter relay and long jump. Second at the Big Ten meet in the long jump as a senior. Competed in the NCAA track championships. Majored in Child and Family Studies.

PERSONAL: Four-year letterman in football, basketball, and track at Carver High School in Columbus, Georgia. All-state choice at both quarterback and punter as a senior. Voted team Most Valuable Player in both football and basketball as a senior.

ODOMES' NFL RECORD

Interceptions

Club	G/S	No	Yds	Avg	LG	TD
1987 Buffalo	12/12	0	0	0.0	0	0
1988 Buffalo	16/16	1	0	0.0	0	0
1989 Buffalo	16/16	5	20	4.0	13	0
1990 Buffalo	16/16	1	0	0.0	0	0
1991 Buffalo	16/16	5	120	24.0	48	1
1992 Buffalo	16/16	5	19	3.8	10	0
1993 Buffalo	16/15	9	65	7.2	25	0
1994 Seattle		Injured Reserve (knee)				

NFL TOTALS	108/107	26	224	8.6	48	1
-------------------	----------------	-----------	------------	------------	-----------	----------

Defense

Club	G/S	Tkl	So	Ast	T/L	QB	PD	FF	FR
1987 Buffalo	12/12	42	32	10	n/a	0.0	10	1	2
1988 Buffalo	16/16	44	39	5	n/a	0.0	12	1	0
1989 Buffalo	16/16	46	42	4	n/a	1.0	14	3	0
1990 Buffalo	16/16	42	31	11	n/a	0.0	16	2	3
1991 Buffalo	16/16	76	71	5	n/a	1.0	23	1	1
1992 Buffalo	16/16	63	53	10	n/a	1.0	14	0	1
1993 Buffalo	16/15	47	39	8	n/a	0.0	20	1	1
1994 Seattle		Injured Reserve (knee)							

NFL TOTALS	108/107	360	307	53	n/a	3.0	109	9	8
-------------------	----------------	------------	------------	-----------	------------	------------	------------	----------	----------

Tackle totals include special teams statistics. Tackles for loss include sacks.

ADDITIONAL STATISTICS

Punt Returns: 1 for 9 yards in 1990; 1 for 9 yards in 1991.

Touchdowns: Opponent Fumble Recovery in 1990; Opponent Fumble Recovery in 1993; Interception return in 1993.

SINGLE GAME HIGHS

Defense

Tackles (Solos and Assists): 12, vs. Cincinnati 10/21/91 (10+2)

Sacks: 1.0, 3 Times (Last: at Indianapolis 11/29/92)

Interceptions: 2, 3 Times (Last: vs. Washington 11/1/92)

Forced Fumbles: 1, 9 Times (Last: at Miami 12/19/93)

Fumble Recoveries: 1, (Last: at Miami 12/19/93)



2 TODD PETERSON

K

Height: 5-10 **Weight:** 180
College: Georgia
NFL Experience: 1st Year
How Acquired: Free Agent (1994)
1994 Games Played/Started: 2/0
Career Games Played/Started: 2/0
Birthdate: February 4, 1970
Birthplace: Washington, DC
Residence: Atlanta, GA

1995: Signed as a free agent on January 17.

CAREER: Drafted by the New York Giants on the seventh round in 1993. Was waived on August 25 and signed by the New England Patriots to their practice squad. **1994:** Signed with the Atlanta Falcons as a free agent on May 2, and was waived on August 29. Signed with the Arizona Cardinals as a free agent on October 12, and played in two games, at Washington and versus Dallas. Booted a 29-yard field goal with 4:56 left in overtime for a 19-16 win at Washington on October 16. Scored 10 points on 4-of-4 PATs and 2-of-4 field goals before being waived on October 24.

COLLEGE: Played last two seasons at the University of Georgia after playing his first two at the United States Naval Academy. Finished his career with 135 points on 19-of-27 field goals and 78-of-80 point after touchdowns. Was 13-of-16 on field goals and 41-of-42 on PATs for 80 points as a senior. First-team Academic All-America as a senior. Graduated with a degree in Finance and has been accepted to the University of Georgia School of Law.

PERSONAL: Played his senior season at Valdosta High School in Valdosta, Georgia, after attending The Valwood School in Valdosta, where he lettered in football, basketball, baseball, and track. Scored 84 points as a senior on 10-of-14 field goals and 54-of-55 PATs. Had a long field goal of 48 yards. Todd and his wife, Susan, live in Atlanta.

PETERSON'S NFL RECORD

		Scoring					
	Club	G/S	PAT-Att	FG-Att	FG%	LG	Pts
1994	Arizona	2/0	4-4	2-4	50.0	35	10
NFL TOTALS		2/0	4-4	2-4	50.0	35	10

		Field Goals					
	Club	1-19	20-29	30-39	40-49	50+	Total
1994	Arizona	0-0	1-1	1-1	0-2	0-0	2-4
NFL TOTALS		0-0	1-1	1-1	0-2	0-0	2-4

		Indoors	Outdoors	Home	Road	Atts	Made
1994	Arizona	0-0	2-4	0-0	2-4	38.0	32.0
NFL TOTALS		0-0	2-4	0-0	2-4	38.0	32.0

Atts and Made refer to average distance in yards


SINGLE GAME HIGHS

Kicking

Most FGs Attempted: 4, at Washington 10/16/94
Most FGs Made: 2, at Washington 10/16/94
Longest FG Attempted: 45, at Washington 10/16/94
Longest FG Made: 35, at Washington 10/16/94
Most PATs Attempted: 3, vs. Dallas 10/23/94
Most PATs Made: 3, vs. Dallas 10/23/94

EXPERIENCE

Seattle's Dennis Erickson and Dallas' Barry Switzer are the only two of the 30 head coaches not to have NFL assistant coaching experience prior to being named head coaches.



82 RICKY PROEHL WR

Height: 6-0 **Weight:** 190
College: Wake Forest
NFL Experience: 6th Year
How Acquired: Trade (Arizona 1995)
1994 Games Played/Started: 16/16
Career Games Played/Started: 80/65
Birthdate: March 7, 1968
Birthplace: Bronx, NY
Residence: Greensboro, NC

1995: Acquired from the Arizona Cardinals for a fourth-round 1995 draft choice on April 3.

CAREER: Played his first five seasons with the Cardinals catching 287 passes for 3,840 yards, a 13.4 yard average, 21 touchdowns, and seven 100-yard games in 80 games, with 65 starts. Originally Arizona's third-round draft choice in 1990. Topped 60 receptions twice, 60 in 1992 and 65 in 1993. Never finished lower than second in receptions, leading the team in 1990 and 1992 and placing second in 1991, 1993, and 1994. All-rookie choice in 1990 with a rookie club record 56 receptions. Has not missed a game in his career due to injury. **1990:** Played 16 games, starting two in three wide receiver sets. Led team with 56 receptions for 802 yards and four touchdowns. First rookie in 40 years to lead team receptions and established club records for receptions, receiving yards, and touchdowns by a rookie receiver. Total also led all other first-year NFL players. Had a pair of 100-yard games topped by a seven-catch, 132-yard outing versus Philadelphia. Caught at least one pass in 15-of-16 games. **1991:** Started 16 games. Had 55 receptions for 766 yards and two touchdowns to rank second on the team in all categories. Had at least one catch in every game. Had one 100-yard game, 107 against New England. **1992:** Started 15-of-16 games and caught a team best and personal record 60 passes for 744 yards and three scores. Had a single-game high nine receptions for 126 yards against the Los Angeles Rams. Also topped the century mark at Washington (104) and versus San Diego (112). **1993:** Started 16 games and set single-season highs with 65 receptions, 877 yards and seven touchdowns. Led team in yards and touchdowns while finishing second in receptions by one. Posted at least one touchdown in five consecutive games, including a personal best two against New England. Had five catches for 115 yards against Washington and six for 99 yards at Detroit, one a 51-yard touchdown. Totaled five games with at least six receptions, including six for 78 yards at Seattle. **1994:** Started 16 games and caught 51 passes for 651 yards and five scores. Had team's longest offensive play, a 63-yard reception against Pittsburgh and also had the third-longest, a 48-yard touchdown against Washington. Totaled a season-high 94 yards on three catches against Pittsburgh.

HONORS: *1990, First-team All-Rookie (Pro Football Writers Association, UPI, Pro Football Weekly, College and Pro Football Newsweekly, Football Digest).*

COLLEGE: Four-year letterman. Finished his career with a school-record 188 receptions for 2,949 yards, and 25 touchdowns. All three totals ranked as the second-most in Atlantic Coast Conference history. Led the conference in receiving as a senior with 65 for 1,053 yards, and 11 touchdowns. Reception and touchdown totals were both one off their respective school records, while yardage total was also second. Second player in school history to lead in receiving three straight seasons. Played in the Blue-Gray and East-West All-Star Games after his senior season. Majored in Speech Communications.

PERSONAL: Lettered in football and baseball at Hillsborough High

School in Hillsborough, New Jersey. Member of the student council. Family has had season tickets to the New York Giants games since team played in the Polo Grounds. Ricky and his wife, Kelly, have a daughter, Alexandria (11/3/93).

PROEHL'S NFL RECORD

Club	G/S	Receiving				
		No	Yds	Avg	LG	TD
1990 Arizona	16/2	56	802	14.3	45t	4
1991 Arizona	16/16	55	766	13.9	62t	2
1992 Arizona	16/15	60	744	12.4	63t	3
1993 Arizona	16/16	65	877	13.5	51t	7
1994 Arizona	16/16	51	651	12.8	63	5
NFL TOTALS	80/65	287	3840	13.4	63t	21

ADDITIONAL STATISTICS

Rushing: 1 for 4 yards in 1990; 3 for 21 yards, 7.0 average, 17 long in 1991; 3 for 23 yards, 7.7 average, 10 long in 1992; 8 for 47 yards, 5.9 average, 17 long in 1993; 15 attempts for 114 yards, 7.6 average, 17 long in career.

Passing: 1 attempt, 1 interception in 1992. **Punt Returns:** 1 for 2 yards, 1 fair catch in 1990; 4 for 26 yards, 6.5 average, 14 long, in 1991; 5 for 28 yards, 5.6 average, 14 long in career.

SINGLE GAME HIGHS

Receiving

Most Receptions: 9, at L.A. Rams 11/8/92

Most Yards: 132, vs. Philadelphia 12/29/90

Longest Reception: 63, vs. San Diego 12/6/92 (TD)

Most Touchdowns: 2, vs. New England 10/10/93

Longest Touchdown: 63, vs. San Diego 12/6/92



73 RAY ROBERTS

T

Height: 6-6

Weight: 308

College: Virginia

NFL Experience: 4th Year

How Acquired: Draft (1st round 1992)

1994 Games Played/Started: 14/14

Career Games Played/Started: 46/46

Birthdate: June 3, 1969

Birthplace: Asheville, NC

Residence: Redmond, WA

1994: Started the first 14 games at left tackle before breaking his ankle at Houston and missing the last two games on injured reserve. Was ejected in the second quarter at the Los Angeles Raiders for fighting, missing 45 plays. Missed only two other plays prior to his injury.

CAREER: Seahawks first-round draft choice in 1992 and was the 10th player taken in the round. Started the first 46 games of his career at left tackle. Designated a transition player on February 15, 1994. **1992:** Started 16 games at left tackle and became the 10th rookie and first offensive lineman in team history to start every game. Was one of six rookies in the NFL to start all of his team's games and the only first-rounder on offense. Played every play in 13-of-16 games and missed only 38 plays all season. First-team All-Rookie choice by *College and Pro Football Newsweekly*. **1993:** Started 16 games at left tackle and did not miss an offensive play all season. Part of an offensive line that helped Seattle average an AFC-leading 125.9 rushing yards per game.


HONORS: **1992,** First-team All-Rookie (*College and Pro Football Newsweekly*).

COLLEGE: Four-year letterman and starter, starting 39-of-the-last-40 games. Unanimous first-team All-Atlantic Coast Conference as a senior. Earned first-team All-America honors by Kodak and was

a second-team pick by the Associated Press and United Press International. Finalist for the Lombardi and Outland Trophies, given to the country's top interior lineman. First-team All-ACC pick and conference Offensive Lineman of the Year in 1990 and 1991. All-ACC second-team pick by the Associated Press in 1989. Won the Speed Elliot Award given to the Cavaliers' Most Improved Player. Moved into the starting lineup as a redshirt freshman. Was moved to offensive tackle from the defensive line in the spring after redshirting in 1987. Graduated in December 1991, with a degree in Communications Studies.

PERSONAL: Football and basketball letterman at Asheville High School in Asheville, North Carolina. Involved with *Think First*, promoting bicycle safety. Ray and his wife, Beth (5/8/93) live in Redmond.

Career Games Played/Started: 1992 (Seattle) - 16/16; 1993 (Seattle) - 16/16; 1994 (Seattle) - 14/14; **Career - 46/46.**



41 EUGENE ROBINSON S

Height: 6-0

Weight: 195

College: Colgate

NFL Experience: 11th Year

How Acquired: Free Agent (1985)

1994 Games Played/Started: 14/14

Career Games Played/Started: 154/136

Birthdate: May 28, 1963

Birthplace: Hartford, CT

Residence: Redmond, WA

1994: Voted Defensive Captain by teammates for the third straight season. Started the first 14 games at free safety before tearing his Achilles tendon at Houston. Missed the last two games on injured reserve snapping his club record streak of 120 straight games played. Co-holds the mark with 92 straight starts with Jacob Green (1980-87). Had not missed a game due to injury in his career prior to 1994. Finished the season with 80 tackles, according to unofficial press box statistics, ranking third overall. Added a team co-leading three interceptions, 2.5 tackles for loss, one sack, and eight passes defended. Ranks as the team's all-time leading tackler with 878, according to unofficial press box statistics, passing Keith Butler in game four versus the Pittsburgh Steelers. Had eight tackles in four games and at least five in 11-of-14. One of his eight tackles versus the Steelers was on a fourth-and-goal from the one in the third quarter with Seattle leading 20-6. Also had an interception versus the Steelers. His end zone interception sealed a 22-21 win over the Tampa Bay Buccaneers and his third came in the end zone in the second Indianapolis game.

CAREER: Has been the starter at free safety since his second season of 1986. Holds the team record with 120 straight games played and co-holds the mark with 92 consecutive starts with Jacob Green (1980-87). Will attempt to rebound from Achilles tendon surgery after being injured in the 14th game of 1994. Is a two-time Pro Bowl selection (1992 and 1993) who originally signed with the Seahawks as a free agent cornerback on June 4, 1985. Has picked off more passes (27) in the decade of the 90's than any other NFL player. Co-led the league with nine interceptions in 1993 and was tied for third in 1992 with seven. Is tied for second in team history with 41 interceptions, nine off the record held by current assistant coach Dave Brown. Has led or co-led the Seahawks in interceptions in each of the last six seasons. His 878 tackles is a club record and he has never finished lower than third in tackles since becoming a starter in 1986. Led in tackles in 1988, 1989, 1992, and 1993, and was second in 1986, 1990, 1991, and third in 1987 and 1994. Is the only defensive back in team history to have

back-to-back 100-tackle seasons (1988 and 1989) and is tied for the second-most 100-tackle seasons with three, one off the team record. **1985:** Signed originally as a cornerback and was moved to safety in training camp. Played 16 games and had two interceptions, returning the second one 47 yards. Credited with 28 tackles, according to unofficial press box statistics, including nine against Denver in the finale. **1986:** Started 16 games and ranked second in tackles with 99. Recovered a fumble with seven seconds left at New England to preserve a six-point win. Totaled takeaways in four straight games (one interception, three fumble recoveries). Led the team with three fumble recoveries. **1987:** Started 12 games and the Wild Card game at Houston. Was third in tackles with 69, according to unofficial press box statistics. Had two interceptions at Chicago and also posted a career-high 11 tackles. Returned a blocked punt 15 yards against Green Bay for his first career touchdown. Upped his single-game high in tackles to 15 at Houston in the playoffs. **1988:** Voted by his teammates as a defensive co-captain. Started 16 regular season and one postseason game. Led team in tackles with a career-high 115. Became the first defensive back to lead in tackles since Dave Brown in 1976. Only John Harris with 117 in 1980, had more tackles among defensive backs in team history. Added 11 tackles at Cincinnati in the playoffs. **1989:** Played 16 games, starting the last 14. Led the team for the second straight season in tackles with 102, the first defensive back to lead consecutive seasons. Also led in interceptions with a single-season best five. **1990:** Started 16 games and co-led the team in interceptions with three and in fumble recoveries with four. Finished second in tackles with 82, according to unofficial press box statistics. Recovered a fumble and had an interception at New England. Intercepted a pair of key passes in two wins. Had a fourth quarter theft at San Diego and returned it 30 yards setting up the game-tying touchdown. In the second Denver game, his late third quarter interception and 39-yard return set up the game-winning touchdown. Ended the year by returning a fumble 16 yards for a touchdown breaking a 10-10 tie in a 30-10 win over Detroit. **1991:** Started 16 games at free safety and was voted a first-team All-NFL performer by *Sports Illustrated* and named team Most Valuable Player in a vote by his teammates. Led team with five interceptions, including at least one in four straight games, to tie the team record. Finished second in tackles with 91, according to unofficial press box statistics, and had at least five in 11 games. **1992:** Started 16 games at free safety and earned his first Pro Bowl berth. Also was voted defensive captain by teammates. Finished first on the team in tackles with 94, according to unofficial press box statistics, and in interceptions with a career-high seven. Tied for second in the AFC in interceptions and was third in the NFL. The seven interceptions was the most since 1985. Tied Kenny Easley's 1984 team record with three pass interceptions at Pittsburgh on December 6. Credited with 13 tackles against Philadelphia. Made his 100th career start at Los Angeles against the Raiders on November 15. **1993:** Defensive Captain, team Most Valuable Player (voted by teammates), first-team All-NFL choice and voted as a reserve for the AFC Pro Bowl squad for the second consecutive season. Started 16 games at free safety for the fourth straight season. Co-led the NFL with nine interceptions (along with Buffalo's Nate Odomes) and added one in the Pro Bowl. Only John Harris (1981) and Kenny Easley (1984), each of whom had 10, have had more in one season in team history. Also led the NFL in total takeaways with 11, including two fumble recoveries. Had two interceptions versus Cleveland and posted another stretch with one interception in three straight games. Earned AFC Defensive Player of the Week honors versus the Browns as he collected 11 tackles (8 solo), two interceptions, two passes defensed, two forced fumbles, and one fumble recovery. Led team in tackles with 111, four off his 1988 career high. Had four games in double figures in tackles, including 12

against New England, 11 versus Cleveland, and 10 at Houston and against Phoenix. Set single-season highs with five tackles for loss and two sacks. Also co-led in forced fumbles with three.

HONORS: *1988, Defensive Co-Captain. 1991, First-team All-NFL (Sports Illustrated); Marcus Nalley Trophy (Seahawks Most Valuable Player as voted by teammates); Seattle NFL Man of the Year. 1992, Defensive Captain (voted by teammates); AFC Pro Bowl squad; Second-Team All-AFC (College and Pro Football Newsweekly); Seattle NFL Man of the Year. 1993, Defensive Captain (voted by teammates); AFC Pro Bowl squad; First-Team All-NFL (Pro Football Weekly/Pro Football Writers Association, NFL Films, USA Today/NFL Players Association, College and Pro Football Newsweekly); Second-Team All-NFL (Associated Press); First-Team All-AFC (Football News); Marcus Nalley Trophy (Seahawks Most Valuable Player as voted by teammates); Steve Largent Award (Player who best exemplifies the spirit, dedication and integrity of the Seahawks); Seattle NFL Man of the Year; Seattle Post-Intelligencer Sports Star of the Year Nominee; Bart Starr Award Finalist (one of three); AFC Defensive Player of the Week 11 (vs. Cleveland 11/14). 1994, Defensive Captain (voted by teammates); nominated for the Gino Cappelletti Award by the New England 1776 Club (NFL player who has achieved the most after entering the league with the least fanfare).*

COLLEGE: Three-year letterman and two-year starter. Registered 52 tackles and two interceptions as a senior. Had 34 tackles and one interception in both his junior and sophomore seasons. Graduated with a degree in Computer Science.

PERSONAL: Attended Weaver High in Hartford, Connecticut, lettering in football and wrestling. His high school English teacher, Jannie Phillips, was named NFL December Teacher of the Month in 1991. Spokesman for the Seahawks annual Steak and Burger Night to benefit the Boys and Girls Clubs of King County and was part of the NFL F.A.C.T. Trading Cards, promoting Football and Academics, a Championship Team, a program that utilizes football cards as motivational learning tools. Is actively sought as a banquet speaker and is a frequent visitor to hospitals. Hobbies include computer programming and playing the saxophone. Co-owns InterMix Records and is the promoter of Tony Gable, a Seattle-based jazz musician, and the vocal group *Second Nature*. Gable's first album, *Tony Gable and 206*, ranked eighth in the adult contemporary category for 1993. Their second album, *Seven Hills*, is set for release in 1995. Eugene and his wife, Gia (10/1/85), have a daughter, Brittany (8/12/87), and a son, Brandon (1/16/90).

ROBINSON'S NFL RECORD

Interceptions

Club	G/S	No	Yds	Avg	LG	TD
1985 Seattle	16/0	2	47	23.5	47	0
1986 Seattle	16/16	3	39	13.0	25	0
1987 Seattle	12/12	3	75	25.0	44	0
1988 Seattle	16/16	1	0	0.0	0	0
1989 Seattle	16/14	5	24	4.8	20	0
1990 Seattle	16/16	3	89	29.7	39	0
1991 Seattle	16/16	5	56	11.2	27	0
1992 Seattle	16/16	7	126	18.0	49	0
1993 Seattle	16/16	9	80	8.9	28	0
1994 Seattle	14/14	3	18	6.0	18	0
NFL TOTALS	154/136	41	554	13.9	49	0

ON CALL

Jeff Blackshear and Ray Donaldson did not miss an offensive play in 1994 while Howard Ballard missed only one. Defensively, Cortez Kennedy played in 97.2% of the snaps. Kennedy missed only four plays in the last 12 games and none in the last seven.

Club	G/S	Defense							
		Tkl	So	Ast	T/L	QB	PD	FF	FR
1985 Seattle	16/0	28	18	10	0.0	0.0	1	0	0
1986 Seattle	16/16	99	81	18	0.0	0.0	10	0	3
1987 Seattle	12/12	69	50	19	0.0	0.0	3	0	1
1988 Seattle	16/16	115	86	29	4.0	1.0	5	1	0
1989 Seattle	16/14	107	76	31	3.0	0.0	5	2	0
1990 Seattle	16/16	82	63	19	2.0	0.0	5	1	4
1991 Seattle	16/16	93	69	24	3.0	1.0	7	1	1
1992 Seattle	16/16	94	64	30	1.5	0.0	12	2	1
1993 Seattle	16/16	111	84	27	5.0	2.0	15	3	2
1994 Seattle	14/14	80	65	15	2.5	1.0	8	0	1
NFL TOTALS	156/136	878	656	222	21.0	5.0	71	10	13

Totals include special teams statistics. Tackles for loss includes sacks.

ADDITIONAL STATISTICS

Kickoff Returns, 1 for 10 yards in 1985.

Scoring, 1 TD (blocked punt return) in 1987; 1 TD (opponent fumble recovery) in 1990.

SINGLE GAME HIGHS

Defensive

Tackles (Solos and Assists): 15, at New England 12/4/88 (8+7)

Tackles For Loss (Includes sacks): 2.0, vs. Cleveland 11/14/93


Sacks: 1.0, 5 Times (Last: at Indianapolis 10/2/94)

Interceptions: *3, at Pittsburgh 12/6/92

Forced Fumbles: *2, vs. Cleveland 11/14/93

Fumble Recoveries: 1, 13 Times (Last: at Indianapolis 10/2/94)

* Equals Team Record



21 RAFAEL ROBINSON S

Height: 5-11 **Weight**: 200

College: Wisconsin

NFL Experience: 4th Year

How Acquired: Free Agent (1992)

1994 Games Played/Started: 16/1

Career Games Played/Started: 38/2

Birthdate: June 19, 1969

Birthplace: Marshall, TX

Residence: Bellevue, WA

1994: Played 16 games as a reserve strong safety and started for an injured Robert Blackmon at Cleveland. Credited with a career-high 13 tackles against the Browns, according to unofficial press box statistics. Finished the season with 52 tackles and added 14 on special teams. Had 28 of his defensive total in the last four games. Finished second with 14 special teams tackles. Intercepted his first career pass against the Cincinnati Bengals.

CAREER: Signed with the Seahawks as a free agent on May 1, 1992. Alternated between the practice squad and active roster as a rookie before being added for the last three games of the 1992 season. Has been used in multiple defensive back alignments his last two seasons. Totals 139 total tackles, according to unofficial press box statistics, and one interception. **1992**: Played six games as a reserve strong safety and special teams performer. Originally signed as an undrafted free agent on May 1. Was waived on August 31 and signed to the practice squad on September 2. Was activated on September 26 and played against the Miami Dolphins and San Diego Chargers. Was waived on October 5 and later added to the practice squad. Activated on October 14 and played against the Los Angeles Raiders before being waived and returned to the practice squad on October 26. Was activated again on December 9 and saw action in the season's last three games. Finished the season with 11 tackles and one tackle for loss on defense and four tackles, including 2.5 inside the 20 on kickoff coverage, according to unofficial press box statistics. **1993**:

Played 16 games as a reserve strong safety. Started at Houston in a six-back alignment. Ended the season with 42 tackles, 1.5 sacks, and one forced fumble, according to unofficial press box statistics. Had a career-high 10 tackles, including half a sack at Houston. Had a sack and a forced fumble at Cincinnati. Ranked second with 15 special teams tackles, according to unofficial press box statistics, and recovered a fumbled punt at Cincinnati and forced a kickoff coverage fumble at Kansas City.

COLLEGE: Four-year letterman who moved back and forth between the defensive and offensive backfields. Played 10 games on defense in 1991 and led the team with three interceptions. Played eight games, starting three at running back in 1990 and was the team's second-leading rusher with 235 yards on 73 carries. Added 10 pass receptions for 46 yards. Started 11 games in the secondary in 1989 and finished third on the team in tackles with 81. Played in 11 games as a reserve defensive back in 1988. Scored a touchdown with the recovery of a blocked punt against Minnesota. Redshirted in 1987. Finished his career with 159 tackles, seven tackles for loss, four interceptions, and two sacks. Rushed for 235 yards on 73 attempts, a 3.2 yard average, and one score, all in 1990. Has a double major in Agricultural Economics and Agricultural Journalism.

PERSONAL: Attended Jefferson High School in Jefferson, Texas. Earned All-State honors his senior season as the team went 16-0 and won the State AAA Championship. Full name is Eugene Rafael Robinson.

ROBINSON'S NFL RECORD

Club	G/S	Defense							
		Tkl	So	Ast	T/L	QB	PD	FF	FR
1992 Seattle	6/0	15	13	2	1.0	0.0	1	0	0
1993 Seattle	16/1	58	50	8	1.5	1.5	5	2	1
1994 Seattle	16/1	66	51	15	1.0	0.0	6	1	1
NFL TOTALS	38/2	139	114	25	3.5	1.5	12	3	2

Totals include special teams statistics. Tackles for loss includes sacks.

ADDITIONAL STATISTICS

Special Teams Tackles: 4 (3 solo, 1 assisted) in 1992; 15 (14/1) in 1993; 14 (13/1) in 1994; 33 (30/3) in career.



70 MICHAEL SINCLAIR DE

Height: 6-4 **Weight:** 271
College: Eastern New Mexico
NFL Experience: 5th Year
How Acquired: Draft (6th round 1991)
1994 Games Played/Started: 12/2
Career Games Played/Started: 33/4
Birthdate: January 31, 1968
Birthplace: Galveston, TX
Residence: Bellevue, WA

1994: Played 12 games, starting two, at left end. Played as a reserve the first two games after suffering a sprained knee at Indianapolis in the preseason opener. Started games 3 and 4 before moving to a pass rushing role in the nickel. Missed games 8-11 with a groin injury suffered in the first Kansas City game. Led the team for the second straight year in sacks with 4.5. Had two of his total in the second Los Angeles Raiders game. Credited with 12 tackles and 4.5 tackles for loss, according to unofficial press box statistics.

CAREER: Seahawks sixth-round 1991 draft choice who alternated his time between the practice and active roster in 1991. Used experience gained in the World League in 1992 to make the roster and has served as the starter at left end in nickel situations the last

two seasons. Led team in sacks in both 1993 (8.0) and 1994 (4.5), despite playing in 21-of-32 games. **1991:** Waived on August 26 and signed to the practice squad two days later. Spent the first 12 games on the practice squad before being activated on November 30. Active for the next two games, but did not play, before missing the last two games on injured reserve with a back injury. **1992:** Missed the first four games on injured reserve after suffering a training camp ankle injury and was activated prior to the first San Diego Chargers game. Made his first career start, at left end, versus the Washington Redskins, and had three tackles. Recorded his first sack versus the Philadelphia Eagles. Finished the season with 10 tackles, according to unofficial press box statistics. **World League:** Loaned to the Sacramento Surge for the 1992 season. Started all 10 regular season games at left end and finished second in the league in sacks with 10 and was a first-team All-League selection. Sacramento won the North American West with an 8-2 record and advanced to World Bowl II in Montreal, Canada, where they defeated the Orlando Thunder, 21-17, to capture the World League championship. Contributed a key forced fumble and recovery to help seal the victory. Was credited with 54 tackles, three forced fumbles and two fumble recoveries in the regular season. **1993:** Played nine games, starting one, in a season that ended after breaking his right thumb at Houston, ironically, the only game he started. Ranked third in the AFC in sacks with 8.0 at the time of his injury, a total that still led the team. Had 3.0 of his sack total, along with a forced fumble, in the second San Diego game. Finished the season with 12 tackles, according to unofficial press box statistics. Used exclusively as the left end in nickel situations early in the season, but was seeing more and more time during mixed downs prior to his injury.

COLLEGE: Four-year letterman and starter. Played his first two seasons as a linebacker before moving to defensive end. First-team All-Lone Star Conference as a junior and senior. Sikes Award winner as a senior as conference Defensive Lineman of the Year. Selected to the All-Lone Star Conference All-Decade of the 1980's Team. Team Captain in 1990. All-conference second-team pick as a sophomore. Posted 70 tackles, 18 tackles for loss, and 15.5 sacks as a senior. Had 75 tackles and nine-and-a-half sacks in 1989. Posted a career-high 82 tackles as a freshman. Finished his career with 279 tackles, 45 tackles for loss, and 30 sacks. Physical Education major.

PERSONAL: Football, basketball, and track letterman at Charlton-Pollard High School in Beaumont, Texas. Michael and his wife, Betty (5/25/91), have a son, Michael (1/25/91), and a daughter, Michaela (1/13/94).


SINCLAIR'S NFL RECORD

Club	G/S	Defense				QB	PD	FF	FR
		Tkl	So	Ast	T/L				
1991 Seattle	0/0	0	0	0	0.0	0.0	0	0	0
1992 Seattle	12/1	10	9	1	2.0	1.0	1	0	0
1993 Seattle	9/1	12	12	0	8.0	8.0	1	1	0
1994 Seattle	12/2	12	10	2	4.5	4.5	0	0	0
NFL TOTAL	33/4	34	31	3	14.5	13.5	2	1	0

Totals include special teams statistics. Tackles for loss includes sacks.

BACK-TO-BACK-TO-BACK

Last season, running back Chris Warren became the first person in team history to have three straight 1,000-yard rushing seasons. Warren rushed for 1,017 yards in 1992, 1,072 in 1993, and a franchise record 1,545 in 1994. Warren is the 28th player in league history to have three straight 1,000-yard seasons and only the third to accomplish it on a team that finished below .500 in each season.



36 LAMAR SMITH **RB**

Height: 5-11 **Weight:** 224
College: Houston
NFL Experience: 2nd Year
How Acquired: Draft (3rd round 1994)
1994 Games Played/Started: 2/0
Career Games Played/Started: 2/0
Birthdate: November 29, 1970
Birthplace: Fort Wayne, IN
Residence: Fort Wayne, IN

1994: Played two games as a reserve running back. Suffered a sprained ankle at San Francisco against the 49ers in the preseason finale and was inactive for the first three games. Carried two times for -1 yards against Pittsburgh and saw action on special teams at Denver. Injured his back in a December 1 auto accident and finished the season on the non-football injury list. Drafted on the third round in 1994.

COLLEGE: Two-year starter after transferring from junior college. Team's leading rusher in both 1992 and 1993. Gained 417 yards in 1993, despite playing only the first five games because of a shoulder injury. Added 29 receptions for 205 yards, a 7.1 yard average, and three touchdowns. Had two 100-yard rushing games, 119 on 20 carries against Michigan and 118 on 24 against Baylor. Averaged a conference high 7.6 yards per carry in 1992 gaining 845 yards on 111 carries. Had 30 receptions for 315 yards and two scores. Surpassed 100 yards three times: 161 versus Texas Tech, 159 against Texas, and 101 versus Rice. Finished his career with 1,262 yards on 207 attempts, a 6.1 yard average, and 11 touchdowns. Added 59 receptions for an 8.8 yard average, and 5 scores. Attended Northeastern Oklahoma A&M Junior College. Had 186 yards against Tyler College as a sophomore. Majored in Sports Management.

PERSONAL: Attended South Side High School in Fort Wayne, Indiana, lettering in football and basketball.

SMITH'S NFL RECORD

		Rushing					
Club	G/s	Att	Yds	Avg	LG	TD	
1994 Seattle	2/0	2	-1	-0.5	0	0	



35 STEVE SMITH **FB**

Height: 6-1 **Weight:** 242
College: Penn State
NFL Experience: 9th Year
How Acquired: Free Agent (Raiders '94)
1994 Games Played/Started: 16/0
Career Games Played/Started: 119/84
Birthdate: August 30, 1964
Birthplace: Washington, D.C.
Residence: Redondo Beach, CA

1994: Played 16 games alternating at fullback with Tracy Johnson. Rushed for 80 yards on 26 carries and two touchdowns and caught 11 passes for 142 yards and a score. Used as a short-yardage specialist and converted 9-of-11 attempts on third or fourth down with less than two yards to go. Was three-for-three at the Los Angeles Raiders. Rushed for a touchdown against the Cincinnati Bengals and had the game's only touchdown in a 10-9 win over the Kansas City Chiefs. Had a one-yard touchdown catch in the second Indianapolis game. Signed as a free agent on June 13.

CAREER: Played his first seven seasons for the Los Angeles

Raiders before signing with the Seahawks as a free agent. Was the Raiders third-round draft choice in 1987. Played 103 games, starting 84, and possesses a streak of playing in 112 consecutive regular season games. Also played in five playoff games with the Raiders, starting three. Rushed for 1,528 yards and averaged 3.9 yards per carry on 394 attempts and scored seven touchdowns. Added 113 pass receptions for 1,049 yards, a 9.3 yard average, and 11 scores. **1987:** Active for seven games and started three. **1988:** Played 16 games, starting six. Ranked second on the team with 54 points on nine touchdowns, six receiving and three rushing. Caught 26 passes for 299 yards and six scores. Caught six passes for 122 yards and a pair of touchdown passes in a 30-27 overtime win at Denver. **1989:** Started 16 games at fullback. Rushed for a career high 471 yards on 117 carries to rank 20th in the AFC. Added 19 receptions. Blocking helped teammate Bo Jackson rush for 950 yards. **1990:** Started 15-of-16 regular season games and both playoff contests. Gained 327 yards on 81 carries and had four receptions. **1991:** Started 16 regular season and one playoff game. Ranked second on the team with a 4.3 yard per carry average and gained 265 yards on 62 carries. **1992:** Played 16 games, starting 15. Caught a single-season best 28 passes for 217 yards and one score. **1993:** Started 13-of-16 regular season games, and played in both playoff contests.

COLLEGE: Three-year letterman and starter. Starting fullback and co-captain as a senior on a 12-0 squad that won the national championship. Team went 23-1 his last two seasons. Ranked 16th in career rushing yards with 1,246 on 265 carries with 11 touchdowns. Added 31 receptions for 293 yards, and two scores. Had a single-game best 126 on 23 carries with two touchdowns against Boston College in 1984. Played in the Aloha, Orange, and Fiesta Bowls, and also in the East-West Shrine Game after his senior season. Redshirted in 1982. Graduated with a degree in Hotel, Restaurant, and Institutional Management.

PERSONAL: Football, basketball, and track letterman at DeMatha Catholic High School in Hyattsville, Maryland. His father, Morris, played basketball and baseball at Howard University. Steve and his wife, Chie, have a daughter, Jasmine, and a son, Dante.

SMITH'S NFL RECORD

Rushing

	Club	G/S	Att	Yds	Avg	LG	TD
1987	L.A. Raiders	7/3	5	18	3.6	15	0
1988	L.A. Raiders	16/6	38	162	4.3	21	3
1989	L.A. Raiders	16/16	117	471	4.0	21	1
1990	L.A. Raiders	16/15	81	327	4.0	17	2
1991	L.A. Raiders	16/16	62	265	4.3	19	1
1992	L.A. Raiders	16/15	44	129	2.9	15	0
1993	L.A. Raiders	16/13	47	156	3.3	13	0
1994	Seattle	16/0	26	80	3.1	12	2
NFL TOTALS		119/84	420	1608	3.8	21	9

Receiving

	Club	G/S	No	Yds	Avg	LG	TD
1987	L.A. Raiders	7/3	3	46	15.3	32	0
1988	L.A. Raiders	16/6	26	299	11.5	45	6
1989	L.A. Raiders	16/16	19	140	7.4	14	0
1990	L.A. Raiders	16/15	4	30	7.5	10	3
1991	L.A. Raiders	16/16	15	130	8.7	37	1
1992	L.A. Raiders	16/15	28	217	7.8	19	1
1993	L.A. Raiders	16/13	18	187	10.4	22	0
1994	Seattle	16/0	11	142	12.9	25	1
NFL TOTALS		119/84	124	1191	9.6	45	12

ADDITIONAL STATISTICS

Kickoff Returns, 3 for 46 yards, 15.3 average, 15 long, 0 touchdowns in 1988; 2 for 19 yards, 9.5 average, 15 long 0 touchdowns in 1989; 1 for 0 yards in 1991; 6 for 65 yards, 10.8 average, 15 long, 0 touchdowns, in career.



SINGLE GAME HIGHS

Rushing

Most Attempts: 15, at Chicago 11/7/93

Most Yards: 51, at Chicago 11/7/93

Longest Run: 21, 2 Times (Last: vs. Washington 10/29/89)

Most Touchdowns: 1, 9 Times (Last: vs. Kansas City 11/27/94)

Longest Touchdown: 11, vs. New England 11/26/89

Receiving


Most Receptions: 6, at Denver 9/26/88

Most Yards: 121, at Denver 9/26/88

Longest Reception: 45, at Denver 12/4/88 (TD)

Most Touchdowns: 2, at Denver 9/26/88

Longest Touchdown: 42, at Denver 9/26/88



28 DEL SPEER

S

Height: 6-0

Weight: 200

College: Florida

NFL Experience: 3rd Year

How Acquired: Free Agent (1994)

1994 Games Played/Started: 9/0

Career Games Played/Started: 25/2

Birthdate: February 1, 1970

Birthplace: Miami, FL

Residence: Miami, FL

1994: Played as a reserve safety in the season finale at Cleveland after signing four days before on December 20 as a free agent. Played eight games with the Cleveland Browns before being waived on November 16. Credited with 10 tackles on defense, including five solo and one on special teams. Inactive for two games, November 6, against New England, and November 13, at Philadelphia.

CAREER: Signed with the Cleveland Browns as an undrafted free agent on May 12, 1993. Played 24 games, starting two in 1993. Credited with 34 tackles and had one interception. **1993:** Played 16 games, starting both Houston contests in multiple-back alignments. Credited with 24 tackles and had an interception against Pittsburgh on October 24. Made his first career start against Houston on November 21, and had three tackles and a fumble recovery. Totaled six tackles on special teams.

COLLEGE: Finished his four-year career with 120 total tackles, four tackles for loss, two fumble recoveries, one interception, and one forced fumble. Sociology and Education major.

PERSONAL: Attended Carol City High School in Miami, Florida, where he started at cornerback his last two seasons. Del and his wife, Claudine, were married on April 17, 1994. His brother, James,

a linebacker who also attended the University of Florida, was in the Seahawks camp as a free agent in 1991.

SPEER'S NFL RECORD

Club	G/S	Defense							
		Tkl	So	Ast	Int	QB	PD	FF	FR
1993 Cleveland	16/2	30	20	10	1	0.0	2	0	1
1994 Cleveland	8/0	11	5	6	0	0.0	2	0	0
Seattle	1/0	0	0	0	0	0.0	0	0	0
NFL TOTALS	25/2	41	25	16	1	0.0	4	0	1

Totals include special teams statistics. Tackles for loss includes sacks.



58 BOB SPITULSKI LB

Height: 6-3 Weight: 246
 College: Central Florida
 NFL Experience: 4th Year
 How Acquired: Draft (3rd round 1992)
 1994 Games Played/Started: 16/1
 Career Games Played/Started: 26/1
 Birthdate: September 10, 1969
 Birthplace: Toledo, OH
 Residence: Winter Springs, FL

1994: Played 16 games as a reserve outside linebacker and special teams performer. Made his first career start at Denver in the nickel defense. Finished the season with a career-high 40 tackles, 5.5 tackles for loss, 3.0 sacks, and an interception. Added nine special teams tackles and a forced fumble. Picked off his first career pass in the first Los Angeles Raiders game and returned it seven yards to set up a touchdown. First career sack came against Denver. Had a single-game best eight tackles at Denver and had seven the next week versus Tampa Bay. Forced his special teams fumble in the second Indianapolis game to set up a touchdown.

CAREER: Seahawks third-round 1992 draft choice. Battled back from injuries that limited his first two seasons to 10 games to play and contribute in 16 games in 1994. Has played both middle and outside linebacker. **1992:** Played the first four games as a reserve middle linebacker and special teams performer. Injured his shoulder against the Miami Dolphins on September 27 and missed the last 12 games on injured reserve. **1993:** Saw action in the first six games as a reserve linebacker and as the starting middle linebacker in nickel situations. Suffered a knee injury covering the opening kickoff at Detroit and spent the last 10 games of the season on injured reserve.


COLLEGE: Four-year letterman. Finished his career with 280 tackles, 45 tackles for loss, and 22 sacks. Added five fumble recoveries and four interceptions. Had 97 tackles, 18 tackles for loss, and 13 sacks in 1990, while starting 13 games at outside linebacker. Collected all four interceptions in 1991 along with 13 tackles for loss, and 67 tackles. Played defensive tackle in 1988 and had 72 tackles, eight tackles for loss and three sacks. Played in the East-West Shrine Game. Redshirted in 1987. Liberal Studies major.

PERSONAL: All-state selection in both football and wrestling at Bishop Moore High School in Orlando, Florida. Also lettered in baseball. Bob and his wife, Carla, were married on June 10, 1995.

SPITULSKI'S NFL RECORD

Club	G/S	Defense							
		Tkl	So	Ast	T/L	QB	PD	FF	FR
1992 Seattle	4/0	4	4	0	0.0	0.0	0	0	0
1993 Seattle	6/0	7	4	3	0.0	0.0	1	0	0
1994 Seattle	16/1	49	42	7	5.5	3.0	4	1	0
NFL TOTAL	26/1	60	50	10	5.5	3.0	5	1	0

Totals include special teams statistics. Tackles for loss includes sacks.



59 TYRONNE STOWE LB

Height: 6-2

Weight: 250

College: Rutgers

NFL Experience: 9th Year

How Acquired: Free Agent (1995)

1994 Games Played/Started: 16/15

Career Games Played/Started: 114/56

Birthdate: May 30, 1965

Birthplace: Passaic, NJ

Residence: Passaic, NJ

1995: Signed as a free agent on March 29. Had been waived by the Washington Redskins on March 10. Is reunited with Seahawks linebackers coach Mike Murphy who was his position coach with the Arizona Cardinals from 1991-93.

CAREER: Played with the Pittsburgh Steelers (1987-90), Arizona Cardinals (1991-93), and Washington Redskins (1994) prior to joining the Seahawks. Credited with 456 total tackles in 114 games. Carries a streak of at least 100 tackles in each of the last three seasons into 1995. Led the Cardinals in tackles in 1993 with 119 after finishing second in 1992 with 104. Was the Redskins second-leading tackler with a single-season best 157 in 1994. Has played both inside linebacker in the 3-4 and middle linebacker in the 4-3. **1987:** Played 13 games with three starts with Pittsburgh. Signed as a free agent on September 24. Credited with 11 tackles on defense and added seven on special teams. Originally signed with the San Diego Chargers as an undrafted free agent on June 12 and was waived on September 8. **1988:** Played 10 games, starting four. Started the first three games at right inside linebacker and had 10 tackles in the season opener. Waived on October 22 and re-signed on December 1. Totaled seven special team tackles in the last three games. **1989:** Played 16 regular season and two postseason games as a reserve. Had nine special teams tackles and two fumble recoveries and blocked a punt at Tampa Bay. **1990:** Played 16 games as a reserve and posted a team-leading 15 special team tackles. Added a fumble recovery and a forced fumble. **1991:** Played 13 games, starting four, after signing with the Arizona Cardinals as a Plan B free agent. Had 39-of-his-46 tackles in his three starts. Had 11 tackles at the Dallas Cowboys in his first start and then totaled a season-best 14 versus the New York Giants and Philadelphia Eagles. Added 12 special teams tackles, to rank second on the team, and two forced fumbles. Missed the last three games after spraining an ankle in practice. **1992:** Played and started 15 games. Did not play versus Atlanta. Second on the team in tackles with 104 and had six games with at least 10. Posted a single-game best 16 tackles against the Dallas Cowboys. **1993:** Started 15 games and led team in tackles with 119. Had three games with at least 10, topped by 13 against the San Francisco 49ers. **1994:** Played 16 games, starting 15, with the Washington Redskins. Acquired by the Redskins for a seventh-round 1995 draft choice on June 17 from Arizona. Ranked second in tackles with a career-best 157, and was first in assisted tackles with 73 and second in solos with 84. Added an interception, four tackles for loss, and six special teams tackles. Had 10 games with at least 10 tackles and three others with nine. Had two games, versus the Dallas Cowboys and the Philadelphia Eagles with a season-high 13 tackles. Picked off his first career interception against Tampa Bay.

COLLEGE: Four-year letterman. Set school records with 533 total tackles, 326 solo tackles, and 207 assists. First-team All-East selection as a senior by The Associated Press, also a first-team All-Eastern Collegiate Athletic Conference pick. Second-team All-East as a junior. Team Most Valuable Player and leading tackler as a junior and senior. Had a school record 157 stops as a junior.

Played in the Hula Bowl and Blue-Grey games after graduation. Majored in Sports Management.

PERSONAL: Lettered as a fullback and linebacker at Passaic High School in Passaic, New Jersey. Served as the lead blocker for Craig "Ironhead" Heyward, now with the Atlanta Falcons. Tyronne and his wife, Elise, have two daughters, Brittany (10/3/88) and Tyrah (10/7/91).

STOWE'S NFL RECORD

Club	G/S	Defense							
		Tkl	So	Ast	T/L	QB	PD	FF	FR
1987 Pittsburgh	13/3	11	9	2	0	0.0	0	0	0
1988 Pittsburgh	10/4	18	15	3	0	0.0	0	0	0
1989 Pittsburgh	16/0	0	0	0	0	0.0	0	0	0
1990 Pittsburgh	16/0	1	1	0	0	0.0	0	0	0
1991 Arizona	13/4	46	26	20	0	0.0	1	0	1
1992 Arizona	15/15	104	62	42	0	0.0	2	1	0
1993 Arizona	15/15	119	76	43	0	1.5	1	0	0
1994 Washington	16/15	157	84	73	1	0.0	0	1	0
NFL TOTALS	114/56	456	273	183	1	1.5	4	2	1

Tackles for loss includes sacks.

ADDITIONAL STATISTICS

Special Teams Tackles: 7 (7 solo, 0 assisted) in 1987; 9 (8/1) in 1988; 9 (9/0) in 1989; 15 (13/2) in 1990; 12 (6/6) in 1991; 1 (0/1) in 1992; 0 in 1993; 6 (6/0) in 1994; 59 (49/10) in career. **Special Teams Fumble Recoveries:** 2 in 1989; 1 in 1990. **Special Teams Forced Fumbles:** 1 in 1989; 1 in 1990; 2 in 1991.

Postseason Games Played/Started: 1989 (Pittsburgh) - 2/0.

SINGLE GAME HIGHS

Defensive

Tackles (Solos and Assists): 14, 2 Times (Last: vs. Dallas 11/22/92 [7+7])

Sacks: 1.0, at N.Y. Giants 11/28/93

Interceptions: 1, vs. Tampa Bay 12/18/94

Forced Fumbles: 1, 2 Times (Last: at Philadelphia 10/9/94)

Fumble Recoveries: 1, at San Francisco 11/17/91



38 MACK STRONG

FB

Height: 6-0

Weight: 222

College: Georgia

NFL Experience: 2nd Year

How Acquired: Free Agent (1993)

1994 Games Played/Started: 8/1

Career Games Played/Started: 8/1

Birthdate: September 11, 1971

Birthplace: Fort Benning, GA

Residence: Bellevue, WA

1994: Played the last eight games as a reserve fullback and running back. Was inactive the first eight games. Made his first appearance on offense against Tampa Bay and scored the game-winning touchdown with 42 seconds remaining in a 22-21 win. Had three carries for 20 yards and one reception for 5 yards on the 77-yard drive. Finished the game with 37 yards on nine carries and had two special teams tackles. Started at running back against the Indianapolis Colts and scored the eventual game-winning touchdown on a 13-yard run in a 16-14 win at Houston. Posted a single-game best 44 yards on 10 carries against the Oilers. Finished the season with 114 yards on 27 carries, to rank third on the team, and three receptions. Added 11 special teams tackles, according to unofficial press box statistics, and had four games with two. Contributed a 70-yard touchdown reception against the Minnesota Vikings and a 56-yard reception at Indianapolis in the preseason as he averaged 27.0 yards on six receptions.

CAREER: Signed with the Seahawks as a free agent in 1993 and spent that season on the practice squad. Waived on the final cutdown on September 4 and signed to the practice squad on the 6th.

COLLEGE: Four-year letterman and two-year starter. Offensive team captain as a senior. Rushed for a single-season high 358 yards on 63 carries, a 5.7 yard average, and three scores in 1992. Finished his career with 812 yards on 195 carries, a 4.2 average, and nine scores. Had six touchdowns on 67 carries in 1991. Added 35 career receptions for 400 yards, an 11.4 average, and one score. Sociology major.


PERSONAL: Football, basketball, and track letterman at Brookstone High School in Columbus, Georgia. Rushed for 4,414 yards and 83 touchdowns.

STRONG'S NFL RECORD

		Rushing					
Club	G/S	Att	Yds	Avg	LG	TD	
1994 Seattle	8/1	27	114	4.2	14	1	

		Receiving					
Club	G/S	No	Yds	Avg	LG	TD	
1994 Seattle	8/1	3	3	1.0	5	0	

Special Teams Tackles: 11 (9 solo, 2 assist) in 1994.



53 JIM SWEENEY

C

Height: 6-4 **Weight:** 284
College: Pittsburgh
NFL Experience: 12th Year
How Acquired: Free Agent (1995)
1994 Games Played/Started: 16/16
Career Games Played/Started: 166/158
Birthdate: August 8, 1962
Birthplace: Pittsburgh, PA
Residence: Pittsburgh, PA

1995: Signed as a free agent on March 23. Had been waived by the New York Jets on March 6.

CAREER: Has played all five offensive line positions in his career. Played his entire career with the New York Jets after being their first of two second-round 1984 draft choices. Has played 166 games, starting the last 158 games, 110 at center, 28 at left tackle, and 20 at left guard. **1984:** Played 10 games, starting the last two at left guard. Earned All-Rookie honors by the Pro Football Writers Association. Hampered by an ankle sprain in training camp. Also saw action as a short-yardage tight end. **1985:** Started 16 games and one postseason contest at left guard. **1986:** Started 16 games regular season games and two postseason contests at left tackle. **1987:** Started all 12 games played by the regulars at left tackle. **1988:** Moved to center and started all 16 games. **1989:** Started 16 games and graded out as the Jets top lineman. Played at left tackle in the second half against San Francisco. **1990:** Started the first 11 games at center before starting two at left guard. Returned to center for the last three games. **1991:** Started 16 regular season games and one postseason game at center. **1992:** Offensive captain and starter in 16 games at center. **1993:** Offensive captain and starter in 16 games at center. **1994:** Started 16 games at center.

HONORS: **1984,** First-team All-Rookie (Pro Football Writers Association). **1998,** Pro Bowl first alternate, First-team All-NFL (Sports Illustrated).

COLLEGE: Four-year letterman and two-year starter. Tri-captain as a senior. First-team All-East as a senior as he played both

center and guard. Sporting News second team All-America as a senior. Saw action at all five offensive line positions as well as tight end in his career. Has a degree in Administration of Justice.

PERSONAL: Attended Seton-LaSalle High School in Pittsburgh, Pennsylvania. All-conference selection in football. Has been active with the Special Olympics and Big Brothers programs along with several other Long Island, New York, charities. Sponsors his own charity golf tournament in Pittsburgh during the offseason. Jim and his wife, Heather, have a daughter, Shannon.

Regular season games played/started:

1984	N.Y. Jets	—	10/2	1990	N.Y. Jets	—	16/16
1985	N.Y. Jets	—	16/16	1991	N.Y. Jets	—	16/16
1986	N.Y. Jets	—	16/16	1992	N.Y. Jets	—	16/16
1987	N.Y. Jets	—	12/12	1993	N.Y. Jets	—	16/16
1988	N.Y. Jets	—	16/16	1994	N.Y. Jets	—	16/16
1989	N.Y. Jets	—	16/16	CAREER TOTALS		—	166/158



86 ROBB THOMAS

WR

Height: 5-11

Weight: 175

College: Oregon State

NFL Experience: 7th Year

How Acquired: Free Agent (1992)

1994 Games Played/Started: 16/1

Career Games Played/Started: 86/26

Birthdate: March 29, 1966

Birthplace: Portland, OR

Residence: Redmond, WA

1994: Played 16 games as a reserve wide receiver and special teams performer and started in the second Indianapolis game. Caught four passes for 70 yards, with three of those for 55 yards against the Colts. Tied for third with 13 special teams tackles, according to unofficial press box statistics.

CAREER: Originally drafted on the sixth round by the Kansas City Chiefs in 1989. Played 39 games, starting 25, with the Chiefs in three seasons, catching 92 passes for 1,148 yards, a 12.5 average, and seven touchdowns. Added five receptions for 34 yards in three playoff contests. Was waived on September 2 and signed with Seattle on September 8 after a shoulder injury to Brian Blades. Has 22 receptions for 273 yards in 47 games for Seattle.

1989: Played the first eight games with one start, missing the last eight on injured reserve with a shoulder injury. Made his first start against Cincinnati on October 1, catching three passes for 23 yards, and scoring his first career touchdown on a five-yard pass from Ron Jaworski. **1990:** Started 12-of-16 games and also started the Chiefs playoff game at Miami. Finished second on the team in both receptions with 41 and receiving yards with 545. Added four touchdown catches. Caught at least three passes in seven games. Had a career-long 47-yard touchdown pass against Cleveland. Set a single-game high with seven receptions against Seattle on November 11. Caught one pass at Miami in the wild card game before spraining his knee. **1991:** Started 12-of-15 regular season games and both playoff contests. Led team in receptions with a career-high 43 and was second in yards with 495. Inactive against Cleveland with ankle sprain. Caught at least three passes in 9-of-12 starts. His 11-yard scoring reception provided the winning points in a 14-13 win at San Diego. Caught four passes for 19 yards in two playoff games. **1992:** Played the last 15 games after signing as a free agent on September 8. Caught 11 passes for 136 yards, a 12.4 yard per catch average. Had a season-high three receptions at Dallas, for 28 yards. Credited with eight special teams tackles, according to unofficial press box statistics. **1993:** Played 16 games as a reserve wide receiver and special teams

performer. Caught 7 passes for 67 yards and was credited with six special teams tackles, including 1.5 inside the 20 on kickoff coverage, according to unofficial press box statistics.

COLLEGE: Four-year letterman and two-year starter. Earned first-team All-Pac-10 honors as a senior after earning second-team mention as a junior. Finished his career with school records for receptions (138), receiving yards (2,043), and was second with 18 receiving touchdowns. Caught 58 passes for 763 yards and six touchdowns as a senior. Had 58 for 851 yards and a school record-equalling 10 touchdowns as a junior. Yardage total was fifth-best in history. Had 230 yards and four scores on nine receptions against Akron in 1987. Finished his career with five 100-yard games, including 161 and 151 against UCLA and Southern California, respectively, in 1988. Also lettered in track in the 100, 200, long jump and high jump. Majored in Business.

PERSONAL: Football, baseball and track letterman at Corvallis High School in Corvallis, Oregon. Team won the Oregon AAA football title as a junior. Finished second in the 100 meters and long jump at the state track meet. His father, Aaron, was a fourth-round draft choice of the San Francisco 49ers in 1961 and a 16th round choice of the Dallas Texans of the American Football League. Aaron Thomas played one season with the 49ers (1961), nine (1962-70) with the New York Giants, and played in the Pro Bowl after the 1965 season. Robb and his wife, Melinda (4/14/90), have a son, Cole Morgan (3/30/94).

THOMAS' NFL RECORD

Receiving

	Club	G/S	No	Yds	Avg	LG	TD
1989	Kansas City	8/1	8	58	7.3	12	2
1990	Kansas City	16/12	41	545	13.3	47t	4
1991	Kansas City	15/12	43	495	11.5	39	1
1992	Seattle	15/0	11	136	12.4	31	0
1993	Seattle	16/0	7	67	9.6	16	0
1994	Seattle	16/1	4	70	17.5	35	0
SEATTLE TOTALS		47/1	22	273	12.4	35	0
NFL TOTALS		86/26	114	1371	12.0	47t	7

SINGLE GAME HIGHS

Receiving

Most Receptions: 7, vs. Seattle 11/11/90

7, vs. Denver 11/17/91

Most Yards: 89, vs. Denver 11/17/91

Longest Reception: 47, vs. Cleveland 9/30/90 (TD)

Most Touchdowns: 1, 7 Times (Last: at San Diego 9/29/91)

Longest Touchdown: 47, vs. Cleveland 9/30/90



56 JOE TOFFLEMIRE

C

Height: 6-2

Weight: 277

College: Arizona

NFL Experience: 7th Year

How Acquired: Draft (2nd round 1989)

1994 Games Played/Started: 1/0

Career Games Played/Started: 33/16

Birthdate: July 7, 1965

Birthplace: Los Angeles, CA

Residence: Issaquah, WA

1994: On 53-man roster for 16 games and was active for 12. Played one play at right guard at Cleveland.


CAREER: Second-round 1989 draft choice who overcame a back injury that forced him to miss almost all of the 1991 season to become the starting center in 1992. Has spent the last two seasons as a reserve. **1989:** Active for 16 games, but did not play. **1990:** Played 16 games as a special teams performer. Saw his first

action at center against the Raiders in Los Angeles. Also played center at Green Bay and at Miami. **1991:** Spent the first 15 weeks on injured reserve with a training camp back injury. Activated for the Los Angeles Rams game after a knee injury sidelined Grant Feasel, but did not play. **1992:** Won the starting center job in the preseason and started all 16 games. **1993:** Active for 13-of-16 games, but did not play. Was not active for the season's first two games and at Denver. Hampered during the preseason with a shoulder injury.

COLLEGE: Four-year starter and three-time first-team All-Pac-10 choice. Second-team choice as a freshman. Morris Trophy winner in 1988 as conference offensive lineman of the year, as voted by the defensive linemen. Second-team All-America as a senior as selected by College and Pro Football Weekly. Entered college as an outside linebacker. Redshirted in 1984 and switched to center during spring practice. Graduated with a degree in Real Estate.

PERSONAL: Lettered in football at Post Falls High School in Post Falls, Idaho. His younger brother, Paul, took over at center after Joe's graduation and lettered four seasons, starting three. Joe and his wife, Michele (2/17/90), have a son, Michael (3/28/92).

Career Games Played/Started: 1989 (Seattle) - 0/0; 1990 (Seattle) - 16/0; 1991 (Seattle) - 0/0; 1992 (Seattle) - 16/16; 1993 (Seattle) - 0/0; 1994 (Seattle) - 1/0 **Career - 33/16.**



14 RICK TUTEN

P

Height: 6-2

Weight: 218

College: Florida State

NFL Experience: 7th Year

How Acquired: Free Agent (1991)

1994 Games Played/Started: 16/0

Career Games Played/Started: 74/0

Birthdate: January 5, 1965

Birthplace: Perry, FL

Residence: Ocala, FL

1994: AFC's Pro Bowl punter. First-team All-NFL as selected by *Sports Illustrated* and NFL Films and first-team All-AFC as chosen by UPI, *Pro Football Weekly*/Pro Football Writers Association. First Seahawks punter so honored. Punted 91 times for a 42.9 gross average and 36.7 net. Ranked second in the NFL in net and was third in gross. Also second with a team record 33 punts inside the 20. Had five-of-eight punts inside the 20 at Washington to tie own team record, and two other games, back-to-back, with four. Set single-game team record with a 47.7 net average versus Tampa Bay. Single-game gross high was 49.5 at Indianapolis. Used as the holder on place kicks and scored a two-point conversion against the Buccaneers. Had a two-point pass attempt fall incomplete at Cleveland.

CAREER: Signed as a free agent with the San Diego Chargers in 1988 and the Washington Redskins in 1989, but was released prior to the regular season in each case. Has seen regular season action with the Philadelphia Eagles in 1989 and Buffalo Bills in 1990, in addition to the Seahawks. Stands alone at the top of the Seahawks punting records after signing as a free agent on October 9, 1991. Ranks first in career average (43.72), while holding the top four single season averages (44.52 in 1993, 44.07 in 1992, 42.98 in 1991, and 42.91 in 1994), and the top nine single game averages. Possesses the top four season net averages (38.74 in 1992, 37.27 in 1993, and 36.90, in 1991, and 36.69 in 1994). Ranks first and second in single season punts inside the 20 with 33 in 1994 and 29 in 1992. Also holds the one game mark with five twice. Has three-of-the-four longest punts in franchise history. Has had only one block in 398 punts. **1989:** Signed as a free agent

with the Philadelphia Eagles for the last two regular season games and averaged 36.6 on seven punts. Played in the wild card playoff game and averaged 38.4 on eight punts. **1990:** Signed with the Buffalo Bills in March as a Plan B Free Agent. Was waived by Buffalo on August 20 and re-signed on September 19. Punted in 14 games, averaging 39.8 yards, with 12 inside the 20 yardline. Played in all three postseason games, including Super Bowl XXV against the New York Giants. Averaged 39.4 yards on nine punts and had one tackle against the Giants. **1991:** Signed as a free agent by Seattle on October 9 after being waived by the Bills on August 20. Third of three punters used during the season. Established new team single-season records with a 43.0 gross average and a 36.9 net average. Ranked second in the AFC in net and was fifth in gross. Averaged 45.8 on five punts, with a career-best long of 60, against the Los Angeles Raiders in his first game. **1992:** Set single-season team records for punts (108), gross punting average (44.1), net punting average (38.7), and punts inside the 20 (29). Set a single-game mark with a 52.5 yard average on six punts at San Diego on October 4. Tied the record for most punts in a game with 11 versus the Philadelphia Eagles (overtime) and for most punts inside the 20 with five versus Denver on November 30. The 108 punts led the NFL and equalled the third-highest single-season effort in NFL history. Finished first in the NFL in In20's. Was second in net average and third in gross average in the AFC. His 65-yard punt at Dallas on October 11 was the longest of his career and one of 10 punts of at least 55 yards. **1993:** Set a new franchise punting average record for the second time in three seasons. Averaged 44.5 yards on 90 punts to better his 1992 average of 44.1 and his 1991 mark of 43.0. Ranked third in the AFC and fourth in the NFL in gross average. Was second in the conference and sixth in the league in net average at 37.3, second in team history only to his 38.7 in 1992. Had 21 punts downed inside the 20, tying for fourth in the conference and 10th in the league. Set a single-game mark with 12 punts in the second Denver game. Included were two punts of over 60 yards, the first Seattle punter to have two 60-plus yard punts in the same game, and four punts inside the 20. Averaged 38.9 yards on his first 28 punts of the season (five games) and 47.1 on his last 62. Topped 50.0 yards per punt (minimum 4 punts) in three games, topped by a 51.4 mark on five punts at Houston. Had a season-long 64-yard punt in the first Kansas City game. AFC Special Teams Player of the Week for the second San Diego game, after averaging 37.0 on 7 punts with a 35.6 net and 3 inside the 20. Suffered the first blocked punt of his career and the first versus the Seahawks since 1989 at Kansas City.

HONORS: *1992, Second-Team All-NFL (College and Pro Football Newsweekly); Desenex Golden Foot Award. 1993, AFC Special Teams Player of Week 5 (vs. San Diego). 1994, AFC Pro Bowl squad; First-Team All-NFL (Sports Illustrated, NFL Films); First-Team All-AFC (UPI, Pro Football Weekly/Pro Football Writers Association); Second-Team All-NFL (Associated Press, College and Pro Football Newsweekly, Football Digest, Football News).*

COLLEGE: Two-year letterman at Florida State after lettering two seasons, 1983-84, at the University of Miami. Part of the Hurricanes 1983 National Championship squad. Averaged 38.9 yards on 37 punts as a senior. Had a 41.6 average on 38 punts at Miami in 1984, the fourth-best mark in school history.

BOOTIN' TUTEN

Punter Rick Tuten set a team record with 33 punts inside the opponents' 20 yardline in 1994. The Pro Bowler leads the NFL over the past three seasons with 289 punts and a 37.8 net average. His 43.9 gross average is second and his 83 In20's is third.

PERSONAL: Attended Forest High School in Ocala, Florida. Rick and his wife, Nancy (4/20/90), have a daughter, Kinley (6/1/92), and a son, Chase (1/21/94).

TUTEN'S NFL RECORD

		Punting								
	Club	G/S	No	Yds	Avg	Net	LG	I20	TB	Bk
1989	Philadelphia	2/0	7	256	36.6	33.6	45	1	1	0
1990	Buffalo	14/0	53	2107	39.8	34.2	55	12	4	0
1991	Seattle	10/0	49	2106	43.0	36.9	60	8	3	0
1992	Seattle	16/0	*108	*4760	44.1	*38.7	65	#29	8	0
1993	Seattle	16/0	90	4007	*44.5	37.3	64	21	7	1
1994	Seattle	16/0	91	3905	42.9	36.7	64	*33	7	0
SEATTLE TOTALS		58/0	338	14778	*43.7	*37.6	65	91	25	1
NFL TOTALS		74/0	398	17141	43.1	37.1	65	104	30	1

SINGLE GAME HIGHS

Punting

Most Punts: *12, vs. Denver 11/28/93

Most Yards: *559, vs. Denver 11/28/93


Highest Average (Min. 3 Punts): *52.5, at San Diego 10/4/92 (6-315)

Highest Net Average (Min. 3 Punts): *47.7, vs. Tampa Bay 11/20/94 (3-143)

Longest Punt: 65, at Dallas 10/11/92

Most Inside the 20: +5, 2 Times (Last: at Washington 9/4/94)

*Team Record; + Equals Team Record; # Led NFL



42 CHRIS WARREN RB

Height: 6-2

Weight: 226

College: Ferrum

NFL Experience: 6th Year

How Acquired: Draft (4th round 1990)

1994 Games Played/Started: 16/16

Career Games Played/Started: 78/47

Birthdate: January 24, 1968

Birthplace: Silver Springs, MD

Residence: Fairfax, VA

1994: AFC's leading rusher with a team record 1,545 yards on 333 carries. Pro Bowl selection and team Most Valuable Player. Finished second in the NFL in rushing to Detroit's Barry Sanders (1,883) and was also runner-up to Sanders in total yards from scrimmage (1,868 to 2,166) and average per carry (4.6 to 5.7). Accounted for 40.2 percent of the Seahawks offense, the league's third-highest figure (Sanders 43.3% and Indianapolis' Marshall Faulk 40.9). Third in the conference in both total touchdowns (11) and rushing touchdowns (9). Only the second Seattle player to lead conference in rushing (Curt Warner 1983 and 1986). Took the lead with three games left and won the title by 195 yards over San Diego's Natrone Means. Broke Warner's 1986 marks for both yards (1,481) and total yards from scrimmage (1,822). Tied another mark with seven 100-yard rushing games. Became the first player in franchise history to have 1,000 yards after 12 games and broke Warner's mark in 15 games. Now the first player in franchise history to have three straight 1,000-yard seasons and the 28th in league history. Is one of only three players whose teams posted losing records in that time. Equalled two other marks with back-to-back 100-yard games and by scoring a touchdown in seven straight games. Tied another with a rushing touchdown in six straight. Posted the AFC's top single-game effort with a personal-best 185 yards on 30 carries at Houston, despite playing with fractured ribs. Yardage and attempt totals were the third highest in a single-game in franchise history. Had 184 yards on 28 carries through three quarters before re-injuring the ribs. Opened the season with 100 yards on 22 carries with two touchdowns at Washington, the first opening game 100-yard effort since 1986.

Scored two touchdowns the next week at the Los Angeles Raiders, one rushing and his first receiving. AFC Offensive Player of the Week for 126-yard, one-touchdown effort versus Pittsburgh. Had 117, including a 41-yard run at Kansas City; 122 and a score at Denver; 116, including 114 in the first half, versus Tampa Bay; and 122 against the Los Angeles Raiders. Became the first player in franchise history to have a rushing, receiving, punt return and kickoff return of at least 50 yards after a 51-yard reception at Denver. Reception was part of a single-game best 200 yards from scrimmage. Finished the season with a career-best 41 receptions for 323 yards and two touchdowns receiving. Had 33 catches for 242 yards prior to the season. Capped off his season with 127 yards on 14 carries in the Pro Bowl. Effort broke the game record of 112 yards by O.J Simpson in 1973, but was also surpassed by teammate Marshall Faulk, who had 180 yards. Warren broke the record first, but held it for one play.

CAREER: Drafted by Seattle on the fourth round in 1990 and was used primarily as a punt and kickoff returner his first two seasons before becoming the starting running back. Has posted three straight 1,000-yard rushing seasons, becoming only the 28th player in NFL history to have three-in-a-row and the first in franchise history. Has moved steadily up the rushing charts finishing fifth in the AFC in 1992, third in 1993, and first in 1994. Had a franchise record 1,545 yards in 1994 and set another mark with 1,868 total yards from scrimmage. Ranks third in team history in rushing yards (3,658) and attempts (846). Is second in average gain (4.3), 100-yard games (13), and third in touchdowns (20). His seven 100-yard games in 1994 tied a team record. Has four-of-the-top-seven single game rushing totals in team history and is fourth in combined net yards (6,834) and third in attempts (1,043). Is second in both combined kick returns (180) and return yards (2,613) to Bobby Joe Edmonds (190-3,238). Ranks first in punt returns (94) and fair catches (60) and is one of only four players in team history to return a punt for a touchdown with a 59-yard return against Indianapolis in 1991. Is third in average (8.71), first in single season fair catches (25 in 1992) and co-holds the record for one game (5). Ranks second in kickoff returns (86) and yards (1,794) again to Edmonds (101-2,228). **1990:** Played 16 games as a reserve running back and kick returner. Only player in the NFL to rank in the top five in both punt returns and kickoff returns. Averaged 9.6 on 28 punts to rank third in the AFC and 20.8 on 23 kickoffs to rank fourth. Had a 71-yard kickoff return at Denver, the longest non-scoring play in team history. Set a team single-season record with 16 fair catches, including four at San Diego. Tallied the Seahawks only touchdown on a one-yard run in a 13-10 overtime win over Houston. **1991:** Played 16 games as a reserve running back and kick returner. Made his first career start at running back at Pittsburgh and gained 13 yards on 11 carries in a 27-7 win. Had not carried the ball prior to that game and did not carry it after. Ranked third in the AFC in kickoff returns with a 22.6 yard average, including a 55-yard return against San Diego. Had two other returns of over 40 yards. Finished fourth in punt returns with a 9.3 yard average. Became the fourth player in team history to return a punt for a touchdown with a 59-yarder against Indianapolis. It was Seattle's first touchdown return since 1986. Set a single-season mark with 19 fair catches and tied the one-game mark of five against Pittsburgh. **1992:** Took over as the starting running back in the preseason and proceeded to become only the second player in team history to rush for over 1,000 yards in a single season. Started 16 games and totaled 1,017 yards on 223 carries, a 4.6 yard average, and three touchdowns. Entered the season having gained only 24 career yards on 17 carries. Became one of only eight players in league history to rush for 1,000 yards on a team that won two or fewer games. Had three 100-yard games; 124 at New England, 103 versus the Washington Redskins, and 156

against the Kansas City Chiefs. Also had 97 yards at Denver. Became the first player since 1988 to have three 100-yard games in the same season. Went over the 1,000-yard mark on a 30-yard touchdown run versus San Diego on December 27, but suffered a concussion on his second carry after the scoring run and missed the rest of the game. Had totaled 66 yards on five carries before the injury. Finished fifth in the AFC in rushing and was also fifth in total yards from scrimmage with 1,151, including 134 on 16 pass receptions. Was ninth in kickoff returns with an 18.7 yard average on 28 returns. Set a team record with 1,927 all-purpose yards, 1,017 rushing, 134 receiving, 252 on punt returns, and 524 on kickoff returns, breaking Curt Warner's 1986 mark of 1,822. Had over 100 all-purpose yards in 11-of-16 games, topped by a 191-yard effort against Miami. Returned 34 punts, upping his career total to a team record 94. Also set a single-season record with 25 fair catches, which increased his own career record to 60. **1993:** Started the first 14 games at running back and played in his first Pro Bowl after the season. Inactive the last two games with an abdominal injury, but topped 1,000 yards for the second straight season, only the second time that's occurred in franchise history. Finished the season third in the AFC in rushing with a career-high 1,072 yards on 238 carries, only 16 yards out of second. Seahawks led the AFC in rushing averaging 125.9 yards per game. Was eighth in total yards from scrimmage with 1,171. Had three 100-yard rushing games, 174 on a franchise record 36 carries at New England, 168 on 27 carries versus Phoenix, and 112 on 24 attempts versus Cleveland. The 174 yards was a personal best and the fourth best total in team history and earned him AFC Offensive Player of the Week honors. Tied for fifth in the AFC with 7 rushing touchdowns. Had a 45-yard touchdown run on Seattle's second play of the Phoenix game. Caught 15 passes for 99 yards. Rushed for a game-high 64 yards on four carries for the AFC in the Pro Bowl.

HONORS: **1990**, *First-team All-Rookie (Pro Football Weekly, College and Pro Football Newsweekly)*. **1991**, *First-team All-AFC (Football News)*. **1993**, *AFC Pro Bowl squad; AFC Offensive Player of Week 3 (at New England)*. **1994**, *AFC Pro Bowl Squad, Seahawks Most Valuable Player (voted by teammates), First-Team All-AFC (UPI, Pro Football Weekly/Pro Football Writers Association, Football News), Second-Team All-NFL (Associated Press, College and Pro Football Newsweekly, Football Digest), AFC Offensive Player of Week 5 (vs. Pittsburgh 9/25)*.

COLLEGE: School's all-time leader with 4,583 all-purpose yards, despite playing only two seasons. Originally attended the University of Virginia as a defensive back and switched to running back as a sophomore. Transferred to Ferrum prior to his junior season. First-team All-Eastern Collegiate Athletic Conference in 1989 and a *Football News* first-team All-America in 1988. *Roanoke Times & World-News* State College Division Offensive Player of the Year in 1988 and 1989. Finished his career with 3,121 rushing yards, averaged 13.0 yards on 81 punt returns, and 23.3 yards on 54 kickoff returns. Added 60 receptions for a 14.9 yard average and five scores. Had 1,265 yards on 163 carries with 15 touchdowns in 1989 after setting a school record with 1,443 yards on 166 carries and 17 touchdowns as a junior. Led the nation averaging 23.4 yards on 18 punt returns in 1989 and tied an NCAA Division III record with four punt return touchdowns. Had eight total touchdowns of over 50 yards as a senior, including an 80-yard punt return and 92-yard kickoff return for scores against Guilford. Also threw a 66-yard scoring pass. Had 12 career 100-yard games, including seven as a junior. Set the school record with 235 yards, including an 85-yard scoring run, against Rhodes in the 1988 playoffs. Gained 207 yards, aided by a school record 90-yard touchdown run, against Emory and Henry in 1989. Started four-of-seven games at running back for Virginia in 1986. Rushed for 380

yards and accounted for 131.5 all-purpose yards per game after switching to running back after spring practice. Second in voting for the Atlantic Coast Conference Rookie of the Year in 1985 after recording 38 tackles and one interception. Majored in Physical Education.

PERSONAL: Lettered in football, basketball, baseball, and track at Robinson High School in Burke, Virginia. Finished third in the "NFL Run to Daylight Challenge" on June 12, 1994.

WARREN'S NFL RECORD

Rushing

Club	G/S	Att	Yds	Avg	LG	TD
1990 Seattle	16/0	6	11	1.8	4	1
1991 Seattle	16/1	11	13	1.2	7	0
1992 Seattle	16/16	223	1017	4.6	52	3
1993 Seattle	14/14	238	1072	3.9	45t	7
1994 Seattle	16/15	333	*1545	4.6	41	9
NFL TOTALS	78/46	846	3658	4.3	52	20

Receiving

Club	G/S	No	Yds	Avg	LG	TD
1990 Seattle	16/0	0	0	0.0	0	0
1991 Seattle	16/1	2	9	4.5	12	0
1992 Seattle	16/16	16	134	8.4	33	0
1993 Seattle	14/14	15	99	6.6	21	0
1994 Seattle	16/15	41	323	7.9	51	2
NFL TOTALS	78/46	74	565	7.6	51	2

Punt Returns

Club	G/S	No	FC	Yds	Avg	LG	TD
1990 Seattle	16/0	28	16	269	9.6	39	0
1991 Seattle	16/1	32	19	298	9.3	59t	1
1992 Seattle	16/16	34	25	252	7.4	16	0
1993 Seattle	14/14	0	0	0	0.0	0	0
1993 Seattle	16/15	0	0	0	0.0	0	0
NFL TOTALS	78/46	94	60	819	8.7	59t	1

Kickoff Returns

Club	G/S	No	Yds	Avg	LG	TD
1990 Seattle	16/0	23	478	20.8	71	0
1991 Seattle	16/1	35	792	22.6	55	0
1992 Seattle	16/16	28	524	18.7	34	0
1993 Seattle	14/14	0	0	0.0	0	0
1994 Seattle	16/15	0	0	0.0	0	0
NFL TOTALS	78/46	86	1794	20.9	71	0

ADDITIONAL STATISTICS

Special Teams Tackles: 9 (8 solo/1 assist) in 1990; 12 (10/2) in 1991; 21 (18/3) in career.

Special Teams Forced Fumbles: 2 in 1990; 1 in 1991; 3 in career.

Special Teams Fumbles Recoveries: 1 in 1990.

SINGLE GAME HIGHS

Rushing

Most Attempts: *36, at New England 9/19/93

Most Yards: 185, at Houston 12/11/94

Longest Run: 52, at San Diego 10/4/92

Most Touchdowns: 2, at Washington 9/4/94

Longest Touchdown: 45, vs. Phoenix 12/19/93

Receiving

Most Receptions: 6, vs. Denver 10/9/94

Most Yards: 78, at Denver 11/13/94

Longest Reception: 51, at Denver 11/13/94

Most Touchdowns: 1, 2 Times (Last: vs. Tampa Bay 11/20/94)

Longest Touchdown: 38, at L.A. Raiders 9/11/94

* Team Record

CUTDOWN DATES

The National Football League will observe the following roster reduction dates in 1995. Rosters must be reduced to 60 players on Tuesday, August 22, and to 53 players on Monday, August 28. There is no cut to 47 and re-sign to 53.

WARREN'S 100-YARD GAMES

Date	Opponent	Att	Yds	Avg	LG	TD
12/11/94	at Houston	30	185	6.2	33	1
09/19/93	at New England	36	174	4.8	17	1
12/19/93	Phoenix (OT)	27	168	6.2	45	1
11/22/92	Kansas City	20	154	7.7	35	1
09/25/94	Pittsburgh	26	126	4.8	28	1
09/20/92	at New England	24	122	5.1	24	1
11/13/94	at Denver	18	122	6.8	23	1
12/18/94	L.A. Raiders	24	122	5.1	33	1
10/23/94	at Kansas City	19	117	6.2	41	0
11/20/94	Tampa Bay	16	116	7.3	31	0
11/14/93	Cleveland	24	112	4.7	20	0
11/08/92	Washington	19	103	5.4	36	0
09/04/94	at Washington	22	100	4.5	13	2

By Year: 3 in 1992; 3 in 1993; 7 in 1994; 13 in career.

WARREN VS. THE NFL

	G	Att	Yds	Avg	LG	TD	100
Arizona	1	27	168	6.2	45	1	0
Atlanta	1	0	0	0.0	0	0	0
Buffalo	1	0	0	0.0	0	0	0
Chicago	1	0	0	0.0	0	0	0
Cincinnati	4	57	216	3.8	18	0	0
Cleveland	2	40	173	4.3	22	0	1
Dallas	1	7	14	2.0	7	0	0
Denver	10	102	482	4.7	23	1	1
Detroit	2	15	37	2.5	11	0	0
Green Bay	1	0	0	0.0	0	0	0
Houston	3	48	250	5.2	33	3	1
Indianapolis	3	46	162	3.5	13	0	0
Kansas City	9	91	436	4.8	41	1	2
L.A. Raiders	10	107	414	3.9	33	4	1
L.A. Rams	1	0	0	0	0.0	0	0
Miami	2	13	47	3.6	11	0	0
Minnesota	1	0	0	0.0	0	0	0
New England	4	72	322	4.5	24	2	2
New Orleans	1	0	0	0.0	0	0	0
N.Y. Giants	1	10	29	2.9	11	0	0
N.Y. Jets	1	0	0	0	0.0	0	0
Philadelphia	1	19	49	2.6	9	0	0
Pittsburgh	3	51	182	3.6	28	1	1
San Diego	10	84	359	4.3	52	4	0
San Francisco	1	0	0	0.0	0	0	0
Tampa Bay	1	16	116	7.3	31	0	1
Washington	2	41	203	5.0	36	2	2

WARREN GAME BY GAME

1990	Opponent	Att	Yds	Avg	LG	TD
12/02	Houston	5	10	2.0	4	1
12/23	Denver	1	1	1.0	1	0
TOTALS (16/0)		6	11	1.8	4	1

1991	Opponent	Att	Yds	Avg	LG	TD
10/20	at Pittsburgh	11	13	1.2	7	0
TOTALS (16/1)		11	13	1.2	7	0

1992	Opponent	Att	Yds	Avg	LG	TD
09/06	Cincinnati	14	49	3.5	8	0
09/13	at Kansas City	12	53	4.4	10	0
09/20	at New England	24	122	5.1	24	1
09/27	Miami	13	47	3.6	11	0
10/04	at San Diego	13	76	5.8	52	0
10/11	at Dallas	7	14	2.0	7	0
10/18	L.A. Raiders	6	18	3.0	5	0
10/25	at N.Y. Giants	10	29	2.9	11	0
11/01	BYE					
11/08	Washington	19	103	5.4	36	0
11/15	at L.A. Raiders	15	63	4.2	16	0
11/22	Kansas City	20	154	7.7	35	1
11/30	Denver	16	34	2.1	7	0
12/06	at Pittsburgh	14	43	3.1	15	0


1992	Opponent	Att	Yds	Avg	LG	TD
12/13	Philadelphia	19	49	2.6	9	0
12/20	at Denver	16	97	6.1	22	0
12/27	San Diego	5	66	13.2	31	1
TOTALS (16/16)		223	1017	4.6	52	3

1993	Opponent	Att	Yds	Avg	LG	TD
09/05	at San Diego	12	38	3.2	12	0
09/12	L.A. Raiders	20	76	3.8	16	1
09/19	at New England	36	174	4.8	17	1
09/26	at Cincinnati	19	75	3.9	13	0
10/03	San Diego	23	32	1.4	11	1
10/10	BYE					
10/17	at Detroit	15	37	2.5	11	0
10/24	New England	12	26	2.2	4	0
10/31	at Denver	14	53	3.8	16	0
11/07	at Houston	13	54	4.2	10	1
11/14	Cleveland	24	112	4.7	20	0
11/21	BYE					
11/28	Denver	19	95	5.0	18	0
12/05	Kansas City	18	59	3.3	15	1
12/12	at L.A. Raiders	21	73	3.5	13	1
12/19	Phoenix	27	168	6.2	45	1
12/26	Pittsburgh	Inactive (abdominal muscle pull)				
01/02	at Kansas City	Inactive (abdominal muscle pull)				
TOTALS (14/14)		273	1072	3.9	45	7

1994	Opponent	Att	Yds	Avg	LG	TD
09/04	at Washington	22	100	4.5	13	2
09/11	at L.A. Raiders	21	62	3.0	12	1
09/18	San Diego	14	55	3.9	15	1
09/25	Pittsburgh	26	126	4.8	28	1
10/02	at Indianapolis	23	81	3.5	13	0
10/09	Denver	18	80	4.4	20	0
10/16	BYE					
10/23	at Kansas City	19	117	6.2	41	0
10/30	at San Diego	17	92	5.4	21	1
11/06	Cincinnati	24	92	3.8	18	0
11/13	at Denver	18	122	6.8	23	1
11/20	Tampa Bay	16	116	7.3	31	0
11/27	Kansas City	22	53	2.4	14	0
12/04	Indianapolis	23	81	3.5	9	0
12/11	at Houston	30	185	6.2	33	1
12/18	L.A. Raiders	24	122	5.1	33	1
12/24	at Cleveland	16	61	3.8	22	0
TOTALS (16/15)		333	1545	4.6	41	9

CAREER (78/46) 846 3658 4.3 52 20

Bold italics indicates single-game highs



88 TERRENCE WARREN WR

Height: 6-1

Weight: 205

College: Hampton University

NFL Experience: 3rd Year

How Acquired: Draft (5th round 1993)

1994 Games Played/Started: 14/0

Career Games Played/Started: 16/0

Birthdate: August 2, 1969

Birthplace: Suffolk, VA

Residence: Suffolk, VA

1994: Active for the first 14 games seeing action as a reserve wide receiver and special teams performer. Missed the last two games on the inactive list with an ankle injury. Tied for third with 13 special teams tackles, according to unofficial press box statistics. Also forced and recovered a fumble. Returned 14 kickoffs for a 25.0 average, and a long of 57 yards against Indianapolis.

CAREER: Has played 16-of-32 games in two seasons after being the Seahawks fifth-round 1993 draft choice.

COLLEGE: Three-year letterman. Finished his career with 27


receptions for 698 yards, a 25.8 yard average, and six touchdowns. Rushed 51 times for 482 yards, a 9.4 yard average, and seven scores. Had 14 receptions for 383 yards, a 27.4 yard average, with five touchdowns, 198 yards rushing and four scores on 20 attempts, and a 24.0 kickoff return average, including an 88-yard touchdown in 1992. Totaled 212 all-purpose yards, including two touchdowns, in a 55-23 win over Virginia State. Two-time, 1990 and 1991, NCAA Division II national champion in the 200-meter dash. Has a personal best of 20.42. Gold medalist in the 4x400 relay in the 1991 Olympic Festival. Finished seventh in the 1992 Olympic Trials 200-meter quarterfinals. Majored in Physical Therapy.

PERSONAL: Football and track letterman at John F. Kennedy High School in Suffolk, Virginia.

WARREN'S NFL RECORD

Career Games Played/Started: 1993 (Seattle) - 2/0; 1994 (Seattle) - 14/0;
Career - 16/0.

Special Team Tackles: 13 (11 solo) in 1994.



31 ORLANDO WATTERS CB

Height: 5-11 **Weight:** 173
College: Arkansas
NFL Experience: 2nd Year
How Acquired: Free Agent (1994)
1994 Games Played/Started: 16/8
Career Games Played/Started: 16/8
Birthdate: October 26, 1971
Birthplace: Anniston, AL
Residence: Anniston, AL

1994: Played 16 games, starting eight, at right cornerback. Signed as a free agent on April 28, was waived on August 28, and re-signed on the 29th. Pressed in to a starter's role for game four versus Pittsburgh after a hamstring injury to Patrick Hunter. Responded with four tackles and his first interception which he returned 35 yards for a touchdown. Started seven-of-the-next-eight games and picked off two more passes, at Denver to set up a fourth quarter touchdown, and at Houston with 1:46 left to seal a 16-14 win. Interception total was one off team record for a rookie and tied three others for the team lead. Forced a fumble that was recovered by Robert Blackmon with 1:01 left in the second Kansas City game to clinch a 10-9 win. Was the first rookie free agent to start at cornerback in franchise history.

COLLEGE: Three-year letterman and starter. Finished his career with 152 tackles and 12 interceptions. Ranked third in school history in interceptions and set a record with three returns for touchdowns. Had six interceptions for a school record 158 yards in 1993. Returned two for scores to set another mark. Holds the record for longest interception return with a 99-yarder versus Louisiana State in 1992. Had an 87-yard punt return for a

MOVING UP

Safety Eugene Robinson needs one interception to move into sole possession of second place in team history. Robinson and the man he replaced at free safety, John Harris (1978-85), are tied with 41 interceptions, nine behind the all-time leader current Seahawks defensive assistant coach Dave Brown (1976-85). Robinson has led or co-led the Seahawks in interceptions in each of the last six seasons, including an NFL co-leading nine in 1993. The two-time Pro Bowl selection is also the franchise's all-time leader in tackles with 878, according to unofficial press box statistics.

touchdown against South Carolina, the third-longest return in history. Industrial and Technical Education major.

PERSONAL: Wide receiver at Anniston High School in Anniston, Alabama. Set state record with 18 receptions in a game and 102 in one season. Team went 15-0 and won state title his senior year. Also lettered in basketball, baseball, and track. Set state long jump mark (24'-10").

WATTERS NFL RECORD

		Interceptions									
	Club	G/S	No	Yds	Avg	LG	TD				
1994	Seattle	16/8	3	39	13.0	35t	1				
		Defense									
	Club	G/S	Tkl	So	Ast	T/L	QB	PD	FF	FR	
1994	Seattle	16/8	49	42	7	3.0	0.0	9	1	0	

Totals include special teams statistics



95 DEAN WELLS

LB

Height: 6-3

Weight: 242

College: Kentucky

NFL Experience: 3rd Year

How Acquired: Draft (4th round 1993)

1994 Games Played/Started: 15/0

Career Games Played/Started: 29/1

Birthdate: July 20, 1970

Birthplace: Louisville, KY

Residence: Louisville, KY

1994: Played 15-of-16 games, missing the Cincinnati game with an ankle sprain. Led team with 16 special teams tackles, according to unofficial press box statistics, including 14 solo stops. Had three tackles in each of three games. Backup middle linebacker and performer on short-yardage and goalline units. Had eight tackles on defense.

CAREER: Fourth-round 1993 draft choice who has played 29-of-32 games, with one start. Totals 23 tackles on defense and 27 on special teams. **1993:** Played 14 games and started at Houston in the nickel defense. Inactive against Cleveland and Denver due to a foot injury. Finished the season with 15 tackles and two tackles for loss on defense and 11 tackles on special teams, according to unofficial press box statistics. Can play all three linebacker positions.

COLLEGE: Four-year letterman and three-year starter. Four-time first-team All-Southeastern Conference All-Academic choice. Second player in school history to be a four-time all-academic pick. Finished his career with 206 total tackles, 26 tackles for loss, 17 quarterback sacks, and four blocked kicks, two punts and two field goals. Holds school records for most sacks in a season with 10 and in a game with five versus Indiana, both in 1992. Established career highs in 1992 with 71 tackles, 15 tackles for loss, and 10 sacks. Played both strong outside linebacker and defensive tackle as a junior and was credited with 43 tackles and four sacks. Co-Defensive Lineman of the Year as a sophomore after registering 68 tackles. Redshirted in 1988. Played in the Blue-Gray and Senior Bowls after his senior season. Graduated at the end of the 1992 spring semester with a degree in Marketing.

PERSONAL: Lettered in football, basketball, and track at Holy Cross High School in Louisville, Kentucky. Team captain in football and was a National Honor Society member. Has been active with the DARE (Drug Awareness and Resitence Education) program, Big Buddies, Kentucky Special Olympics, and SMART (Science Math Achievement Rising Talent).

WELLS' NFL RECORD

Club	G/S	Defense				QB	PD	FF	FR
		Tkl	So	Ast	T/L				
1993 Seattle	14/1	26	23	3	2.0	0.0	0	0	0
1994 Seattle	15/0	24	21	3	0.0	0.0	0	0	0
NFL TOTALS	29/1	50	44	6	2.0	0.0	0	0	0

Totals include special teams statistics. Tackles for loss includes sacks.



91 MATT WERNER

DT

Height: 6-3

Weight: 262

College: UCLA

NFL Experience: 2nd Year

How Acquired: Free Agent (1994)

1994 Games Played/Started: 0/0

Career Games Played/Started: 0/0

Birthdate: June 14, 1971


Birthplace: Westwood, NJ

Residence: Yorba Linda, CA

1994: Spent the first 10 games on the practice squad before being signed to the active roster on November 19. Active for five-of-the-last-six games, but did not play. Signed as an undrafted free agent on April 27.

COLLEGE: Four-year letterman and two-year starter. Finished his career with 129 tackles, 17 tackles for loss, and 10.5 sacks. Started five games as a freshman and named Defensive Rookie of the Year. Given team's all-around excellence award for both academic and athletic achievement as a junior and named the outstanding senior defensive player. Had a single-season best 53 tackles in 1993, along with seven tackles for loss, and five sacks. Had three tackles and a sack versus Wisconsin in the Rose Bowl. Graduated with a degree in Political Science.

PERSONAL: Graduated from Esperanza High School in Anaheim, California, after attending Rutherford High School in Rutherford, New Jersey, his first two seasons. Lettered in football and basketball at both schools. National Merit Scholarship winner. His brother, Bryan, plays football at Stanford University. Matt and his wife, Carine, were married on May 13, 1995.



93 BRENT WILLIAMS

DE

Height: 6-4

Weight: 283

College: Toledo

NFL Experience: 10th Year

How Acquired: UFA (New England '94)

1994 Games Played/Started: 10/9

Career Games Played/Started: 131/111

Birthdate: October 23, 1964

Birthplace: Flint, MI

Residence: North Easton, MA

1994: Played the first 10 games, starting nine, at right defensive end. Missed the last six games on injured reserve with a knee sprain. Credited with 31 tackles, three tackles for loss, and a sack, according to unofficial press box statistics. Had seven tackles in the first Denver game and his sack was one of six tackles in the first San Diego game. Signed May 5 as an unrestricted free agent.

CAREER: Played 121 games, starting 102, over eight seasons with the New England Patriots before signing with the Seahawks. Was the Patriots seventh-round 1986 draft choice. Ranked fourth

in New England history in quarterback sacks with 43. Led team in sacks three straight seasons, 1988-90. Was credited with 426 total tackles, and 10 fumble recoveries. Returned two of the fumbles for touchdowns. Started games at left end (53), right end (46), nose tackle (2), and defensive tackle (1), while with the Patriots and had a streak of 64 consecutive starts from 1988-91. **1986:** Started 16 regular season and one postseason game at left end, earning first-team All-Rookie honors. Led team in fumble recoveries with four, including one he returned 21 yards for the winning score with 3:46 left at New Orleans on November 30. Recovered fumbles in each of his first two games. Finished the season with 73 tackles and added one in the postseason. **1987:** Appeared in all 12 games played by the regulars and started five at left end. Credited with 29 tackles. **1988:** Started 16 games, the first two at nose tackle and the last 14 at left end. Starts at nose tackle were his first since his freshman year in college. Led team and tied for tenth in the NFL with eight sacks. Had two sacks against the New York Jets on September 4. Led all defensive linemen in tackles with 56. **1989:** Started 16 games at right end. Led team in both sacks with eight and in fumble recoveries with two. Credited with 65 tackles. **1990:** Started 16 games, the first 14 and game 16 at left end and game 15 at right tackle. Team leader in sacks for the third consecutive season with six. Returned a fumble 45 yards for a touchdown against Seattle on October 7. **1991:** Started 16 games, the first three at left end and the last 13 at right end. Had 55 tackles, 3.5 sacks, and a fumble recovery. **1992:** Started the last 15 games at right end. Played, but did not start, the season opener at the Los Angeles Rams because of shoulder injury. Snapped a streak of 64 straight starts. Credited with 50 tackles and 3.5 sacks. **1993:** Played 13 games, starting the first two at right end. Had 29 tackles and two sacks.

HONORS: **1986**, First-team All-Rookie (*Pro Football Writers of America*).

COLLEGE: First-team All-Mid-America Conference choice as both a junior and a senior. Finished his career with 244 total tackles and 15 sacks. Had 101 tackles and seven sacks as a senior. Totaled 84 tackles, including 11 for loss, as a junior. Played in the California Bowl after the 1984 season. Graduated with a degree in Business Administration.

PERSONAL: Lettered in football, basketball, and track at Northern High School in Flint, Michigan. Football captain as a senior after team won city championship as a junior. Conference shot put champion as a senior. President of *Team Relocations*, a company that coordinates relocation needs of athletes. Authored a book, *"The Winning Game Plan,"* which helps families prepare to move. Active with several charities in the New England area, including D.A.R.E., Retarded Citizens Awareness Walk, and was the chairman of the Wrentham State School golf tournament. Brent and his wife, Jacqueline, have two sons, Brennan and Cameron.

WILLIAMS' NFL RECORD

Defense

Club	G/S	Tkl	So	Ast	T/L	QB	PD	FF	FR
1986 New England	16/16	73	44	29	n/a	7.0	0	0	4
1987 New England	12/5	29	17	12	n/a	5.0	0	0	0
1988 New England	16/16	56	37	19	n/a	8.0	1	2	1
1989 New England	16/16	65	48	17	n/a	8.0	4	2	2
1990 New England	16/16	71	46	25	n/a	6.0	2	1	2
1991 New England	16/16	55	29	26	n/a	3.5	2	0	1
1992 New England	16/15	50	36	14	n/a	3.5	2	0	0
1993 New England	13/2	29	12	17	n/a	2.0	1	0	0
1994 Seattle	10/9	31	19	12	3.0	1.0	1	1	0
SEATTLE TOTALS	10/9	31	19	12	3.0	1.0	1	1	0
NFL TOTALS	131/111	459	288	171	n/a	44.0	13	6	10


Totals include special teams statistics. Tackles for loss includes sacks.

ADDITIONAL STATISTICS

Postseason Games Played/Started: 1986 (New England) - 1/1.

Touchdowns: Opponent Fumble Recovery in 1986 (21 yards); Opponent Fumble Recovery in 1990 (45 yards).

Special Teams Tackles: 2 (1 solo) in 1986.



90 TERRY WOODEN LB

Height: 6-3

Weight: 239

College: Syracuse

NFL Experience: 6th Year

How Acquired: Draft (2nd round (a) '90)

1994 Games Played/Started: 16/15

Career Games Played/Started: 64/62

Birthdate: January 14, 1967

Birthplace: Hartford, CT

Residence: Kirkland, WA

1994: Started 15-of-16 games at left linebacker and had his second consecutive standout season. Finished second on the team in tackles with a career high 127, according to unofficial press box statistics, one behind Rod Stephens. Co-led team with 12.5 tackles for loss and three interceptions. Equalled the team record for most interceptions by a linebacker. Provided many of the season's big defensive plays. Started off the season by recovering a fumbled punt on the Redskins 12 at Washington setting up the season's first touchdown. Intercepted a pass in the second quarter in that same game and returned it 69 yards for his first career touchdown. Picked off another pass the next week in Los Angeles to set up another touchdown. Had his third interception at Denver. Recovered a fumble against Tampa Bay stopping a drive at the Seahawks six in a 22-21 win. Led team in tackles eight times and was second once. Led in tackles four straight weeks, games three through six. Totaled 51 tackles in that stretch, including a career-high 15 versus San Diego. Had 12 in the other three games. Also had 12 against Cincinnati, to total a team-leading five double-figure tackle games. Had five such games entering 1994. Credited with a personal best three tackles for loss at San Diego, including a sack.

CAREER: Has been the starter at left outside linebacker since his rookie season of 1990. Chosen 29th overall by the Seahawks with the fourth pick on the second round. The pick was obtained from the New England Patriots on draft day 1990 along with the Patriots first round pick (#3 overall) in exchange for Seattle's two first-round (#8 and #10) and third-round 1990 choice, and a fourth-round 1991 choice. Limited by injuries in two-of-his-first-three seasons, but has now posted back-to-back 100-tackle seasons. Led team in tackles in 1991 with 100 and finished second in both 1993 (106) and 1994 (127). Has 23 tackles for loss in his last two seasons and three interceptions. Totals 436 career tackles, 39.5 tackles for loss, and four interceptions. Scored the first touchdown of his career with a 69-yard interception return at Washington in 1994. Also responsible for the quickest touchdown in franchise history when his forced fumble was returned by Robert Blackmon 14 seconds into a 1993 game versus the Cleveland Browns. **1990:** Started the first eight games and was credited with 34 tackles on defense and five on special teams, according to unofficial press box statistics. Had eight tackles at New England and at least five in three other games. Injured his knee on kickoff coverage against San Diego and missed the last eight weeks on injured reserve. **1991:** Played 16 games, starting 15, at left outside linebacker. Did not start at Atlanta as Seattle opened with six defensive backs. Led the team in tackles with 100, according to unofficial press box statistics. Had a career-high 11 tackles against the San Diego Chargers and had at least seven in eight games. Tied Tony Woods for the team lead with four fumble recoveries and equalled a team record with two at

Denver. Credited with nine tackles for loss and had two sacks.

1992: Started the first eight games at left outside linebacker. Underwent arthroscopic knee surgery during the bye week and missed the last eight games on injured reserve. Ranked as the team's second-leading tackler with 55, according to unofficial press box statistics, at the time of his injury. Established new single-game career-highs in tackles in each of the two games prior to his surgery with 12 against the Los Angeles Raiders and 13 at the New York Giants. Forced a fumble against the Cincinnati Bengals and had his first career interception versus the Miami Dolphins. That theft came at the Miami six and set up a touchdown. Ed Block Courage Award winner, which is given to the player who has overcome the most in continuing his career. **1993:** Started 16 games at left outside linebacker and set career highs in tackles (106), tackles for loss (10.5), sacks (2.5), and forced fumbles (3) on defense, according to unofficial press box statistics, and added two special teams tackles. Finished second in tackles and tackles for loss. Had at least seven tackles in 10-of-16 games, including two games with 10 tackles. Had 2.5 tackles for loss at Houston. Forced a fumble on a sack on the first play of the Cleveland game that was returned by Robert Blackmon for a touchdown. Score came 14 seconds into the game, fastest in franchise history. Also recovered a fumble versus the Browns.

HONORS: **1990**, First-team All-Rookie (*Football Digest*). **1992**, Ed Block Courage Award (voted by teammates).

COLLEGE: Three-time Eastern Collegiate Athletic Conference pick. Starter since the fifth game of his freshman season. Ended his career with 278 tackles, 23 sacks, seven interceptions, and five fumble recoveries. Ranked second in sacks and ninth in tackles in school history. Posted career highs in tackles with 83, including 35 solo, and in sacks with nine in 1989. Team co-captain as a senior. Had 12 tackles and one-and-a-half sacks against Penn State and two sacks against Rutgers. Totaled 74 tackles, seven sacks, and four interceptions in 1988. Graduated with a degree in Sociology.

PERSONAL: Attended Farmington High School in Farmington, Connecticut. His brother, Jo Jo, started four years at linebacker for Syracuse.

WOODEN'S NFL RECORD

Defense

Club	G/S	Tkl	So	Ast	T/L	QB	PD	FF	FR
1990 Seattle	8/8	39	26	13	2.0	0.0	1	0	0
1991 Seattle	16/15	105	80	25	9.0	2.0	4	1	4
1992 Seattle	8/8	56	38	18	5.5	0.0	2	1	0
1993 Seattle	16/16	108	75	33	10.5	2.5	9	3	1
1994 Seattle	16/15	128	95	33	12.5	1.5	7	2	1
NFL TOTALS	64/62	436	314	122	39.5	6.0	23	7	6

Totals include special teams statistics. Tackles for loss includes sacks.

Interceptions

Club	G/S	No	Yds	Avg	LG	TD
1990 Seattle	8/8	0	0	0.0	0	0
1991 Seattle	16/15	0	0	0.0	0	0
1992 Seattle	8/8	1	3	3.0	3	0
1993 Seattle	16/16	0	0	0.0	0	0
1994 Seattle	16/15	3	78	26.0	69t	1
NFL TOTALS	64/62	4	81	20.3	69t	1

SINGLE GAME HIGHS

Defense

Tackles (Solos and Assists): 15, vs. San Diego 9/18/94 (10+5)

Tackles For Loss (Includes sacks): 3.0, at San Diego 10/30/94


Sacks: 1.0, 5 Times (Last: at San Diego 10/30/94)

Interceptions: 1, 4 Times (Last: at Denver 11/13/94)


Forced Fumbles: 1, 7 Times (Last: vs. Cincinnati 11/6/94)

Fumble Recoveries: #2, at Denver 9/15/91

Equals Team Record



**DRAFT CHOICES
AND FREE AGENTS**




84 JOEY GALLOWAY WR

Ht: 5-11 Wt: 188 D1
Ohio State Born: 11/20/71

COLLEGE: First wide receiver ever drafted on the first round by the Seahawks. Finished his four-year career ranked second in school history in touchdown receptions with 19, trailing only Cris Carter's (Minnesota Vikings) 27. Ranked fourth in both career receptions, 108, and receiving

yards, 1,894. Added 20 kickoff returns for a 25.0 yard average and one score and 34 punt returns for a 7.8 average. Had two games with three touchdown receptions. Played both split end and flanker earning first-team All-Big Ten Conference honors as a junior and second-team accolades as a senior. Led team in receiving as both a junior and a senior. Recorded 44 receptions for 669 yards and seven touchdowns in 10 games as a senior. Returned 18 kickoffs for 462 yards, a 25.7 yard average, and one touchdown, and 16 punts for a 10.6 average. Had two touchdowns, one a 67-yard reception and the other an 8-yard reverse against Fresno State. Caught seven passes for 93 yards and three touchdowns against Purdue. Touchdown total tied for second in school history. Returned three kickoffs for 136 yards, including a 93-yard touchdown against Indiana. Was the longest return since 1988. Finished his senior season catching eight passes for 146 yards and two touchdowns in the Citrus Bowl against Alabama. Had a career-best 69-yard reception in that game. Caught 47 passes for 946 yards and a school record-equalling 11 touchdowns in 1993. Equalled Carter's 1986 record. Yardage total ranked third for a single-season in school history trailing Carter's 1,127 in 1986 and 950 in 1985. Had four 100-yard games, including 186 on nine receptions with three touchdowns against Michigan State. Yardage was third in school history. Had 150 yards versus Wisconsin, 119 against Northwestern, and 115 versus Indiana. Played the first two games as a sophomore before injuring a knee and missing the rest of the season. Caught 14 passes in 11 games as a redshirt freshman. Played in the East-West Shrine Game. Graduated with a degree in Business/Marketing. National Football Foundation Scholar Athlete and National Association of Collegiate Directors of Athletics Scholarship recipient.

PERSONAL: Caught 32 passes for 608 yards and eight touchdowns, averaged 26.9 yards on kickoff returns and 15.2 on punts as a senior at Bellaire High School in Bellaire, Ohio. All-Ohio choice in basketball and also lettered in track. Born in Bellaire.



85 CHRISTIAN FAURIA TE


Ht: 6-5 Wt: 245 D2
Colorado Born: 9/22/71

COLLEGE: Highest draft choice ever used by the Seahawks on a tight end. Finished his career with 98 receptions for 1,058 yards, and 12 touchdowns. Ranks fourth in school history in receptions and ninth in yards. Big Eight Conference record-holder for receptions by a tight end. Winner of

the Derek Singleton Award which is given to the Colorado player who displays the spirit, enthusiasm, and dedication, as a sophomore and junior. First-team All-Big 8 Conference as a senior and third-team Associated Press All-America choice. Caught 35

passes for 356 yards and three touchdowns. Finished second on the team in receptions. Had a single-game high seven receptions for 43 yards against Michigan. Had at least four receptions in three other games. Ended the season with a one-yard touchdown reception against Notre Dame in the Fiesta Bowl. Started every game as a junior, catching 30 passes for 351 yards and one touchdown. Started the season with nine receptions for 97 yards against Texas. Second-team all-conference as a sophomore. Caught 31 passes for 326 yards on five touchdowns. Reception total was the most by a Colorado tight end since 1984. Played every game in 1991 as a redshirt freshman. First catch went for a touchdown against Oklahoma. Caught a game-winning 20-yard touchdown pass from field goal formation in a 16-12 win over Oklahoma State. Selected for the East-West Shrine Game, but did not play. Graduated with a degree in Communications.

PERSONAL: First-team All-CIF and first-team All-Del Ray League as a tight end at Crespi High School in Encino, California. Team captain and Most Valuable Player as a senior while catching 58 passes for 674 yards and six touchdowns. Added 78 tackles and six sacks while playing linebacker. Played only one season of basketball earning Most Valuable Player honors after averaging 16.0 points and 13.0 rebounds per game as a senior. Also lettered in track. Owns his own masonry business along with one of his brothers. One brother, Lance, lettered as a tight end at the University of Washington in 1984. Another, Quinn, played fullback at Northern Arizona in 1989. A sister, Julie, played basketball at the College of the Canyons. Born in Harbor City, California. Last name is pronounced four-E-aye.



57 JASON KYLE LB

Ht: 6-3 Wt: 240 D4b
Arizona State Born: 5/12/72


COLLEGE: Three-year letterman and two-year starter. Finished his career with 204 tackles, 119 solo, 85 assists, 12 tackles for loss, four sacks, and two interceptions. Played 31 games, starting 17. Led team in tackles as a senior with 204 while starting all 11 games at left inside linebacker. Added

eight tackles for loss, a sack, and an interception. Had eight games with at least 10 tackles. Season-high 20 stops came versus the University of Miami. Had 18 tackles versus Washington State. Totaled 13 tackles and an interception versus Louisville. Played every game as a junior and started six games at right inside linebacker. Ranked second in tackles with 74. Had four tackles for loss, three sacks, and an interception. Played as a reserve in 1991 after redshirting in 1990. Also deep snaps on punts. Played in the East-West Shrine Game and Senior Bowl.

PERSONAL: Graduated with a degree in Marketing. Attended McClintock High School in Tempe, Arizona. Lettered in football and track. Played for the All-Arizona team that traveled to New Zealand to play in the Down Under Bowl in 1990. Born in Tempe, Arizona.

FIRST OF THEIR KIND

Not only is Joey Galloway the first wide receiver ever drafted on the first round by the Seahawks, but he is only the second Ohio State University player ever drafted by Seattle joining cornerback Ray Jackson in 1988. No Buckeye has appeared in a regular season game for Seattle. The Seahawks also used their highest-ever choice on a tight end, that a second rounder, on Christian Fauria of the University of Colorado.



92 HENRY McMILLIAN DT

Ht: 6-3
Florida

Wt: 275


D6a

Born: 10/17/71

COLLEGE: Three-year letterman and two-year starter. Played both defensive tackle and defensive end in his career. Played both defensive tackle spots his last two seasons. Recipient of the team's leadership award as a senior. Defensive Captain as a senior. Started 10 games at

tackle in 1994, registering 44 tackles, 4.5 tackles for loss, 1.5 sacks. Played 12 games with three starts as a junior. Had 37 tackles, 5.0 tackles for loss, and a sack. Started 11-of-12 games in 1992, the first four at defensive end before moving to tackle. Posted single-season bests with 57 tackles, 10.5 tackles for loss, and 3.5 sacks. Finished his career with 138 total tackles, including 95 solo stops, 20.0 tackles for loss, and six sacks. Recreation major.

PERSONAL: Team Most Valuable Player as a senior at Charlton County High School in Folkston, Georgia. Played in the Florida-Georgia All-Star Game. Had 95 tackles and 10 sacks as senior. Also lettered in basketball and track. Born in Folkston.



10 EDDIE GOINES WR

Ht: 6-0

Wt: 186


D6b

No. Carolina State Born: 8/16/72

COLLEGE: Four-year letterman. School's all-time leader with 147 receptions for 2,352 yards and 17 touchdowns. Led team in receiving in his last three seasons. Averaged 15.7 on 25 kickoff returns and 9.1 on punt returns. All-Atlantic Coast Conference first-team selection as a junior and a

senior. Second-team choice as a sophomore. All-conference all-academic pick his last three seasons. Led team in receiving and was a first-team all-conference choice in 1994 despite playing only eight games. Caught 39 passes for 624 yards and three touchdowns. Injured his left knee against the University of Maryland. Had two 100-yard games. Led team with a single-season best 48 receptions in 1993. Set school records with 929 receiving yards and 10 receiving touchdowns. Reception total was second in team history for one season. Averaged 106.3 all-purpose yards per game. Led team in scoring with 64 points. Had at least one touchdown in seven games. Set a single-game record with 207 receiving yards, on five receptions, against Wake Forest. Had 75 and 55-yard touchdown receptions. Followed that game with nine receptions, one off the school record, for 123 yards, and three touchdowns versus Texas Tech. The three scoring receptions equalled the school record. Had four 100-yard games. Played 10 games as a sophomore catching 580 yards with three scores. Had two 100-yard games. Played 11 games as a redshirt freshman catching 14 passes for 219 yards and one score. Graduated with a degree in Communications and Public Relations.

PERSONAL: Lettered in football and baseball at Lakeland High School in Lakeland, Florida. All-state choice and Lakeland Ledger's All-Decade Team. Caught 41 passes for 741 yards and 12 touchdowns as a senior. Honor Roll student. Born August 16, 1972, in Lakeland.

**68 KEIF BRYANT****DE****Ht: 6-4**
Rutgers**Wt: 275****D7****Born: 3/12/73**

COLLEGE: Four-year letterman and three-year starter. Played both tackle and end before moving exclusively to tackle as a senior. Awarded the Douglas A. Smith Second Effort Award in the Spring prior to his senior season and was a first-team All-Big East Conference choice at the end of the

season. Finished his career with 167 tackles, including 96 solo, 15 tackles for loss, and 5.0 sacks. Played 44 games, starting 41. Had a single-season high 82 tackles as a senior in 11 games. Added 4.0 tackles for loss and 2.0 sacks. Single-game high 15 tackles, including two sacks, against West Virginia. Had three other games with at least 10 tackles, including versus the University of Miami. Totaled 39 tackles and one sack as a junior, 34 and one sack as a sophomore, and 12 and one sack as a freshman. Started 10 games in each of his sophomore and junior seasons. Played 10 games, starting three as a true freshman. Ceramic Engineering major.

PERSONAL: All-Pinellas County choice at Largo High School in Largo, Florida. Played in the Super 24 All-Star game against Georgia. Also started on the offensive line at tackle. His brother, Dante, is a defensive back at the University of Pittsburgh. Born in Atlanta, Georgia.

FREE AGENTS

97 ERNEST ALLEN**DT****Ht: 6-2****Wt: 289****Cincinnati**

1995: Signed as a free agent on April 26.

COLLEGE: Four-year letterman and two-year starter at tackle. Finished his career with 127 tackles, 21 tackles for loss, and nine sacks in 42 games, with 21 starts. Communications major.

PERSONAL: Played offensive and defensive tackle at John Adams High School in South Bend, Indiana. Also lettered in wrestling. Born March 11, 1973, in Long Beach, California.

32 KELVIN ANDERSON**RB****Ht: 5-8****Wt: 198****Southeast Missouri State**

1995: Signed as a free agent on April 25.

COLLEGE: Three-year letterman. School's all-time leading rusher with 3,392 yards on 636 attempts, a 5.3 yard average, and 24 touchdowns. First player in school history to top 1,000 yards in a season, something he did all three seasons. Had 14 100-yard games in 25 career games. Set single-game record with 222 yards, on 23 carries with two touchdowns, versus Northeast Missouri State in his first collegiate game in 1992. Included was a school-record 96-yard run. Also has the second-longest run, an 87-yarder versus Morehead State in 1994. Yardage total was the most in school history since 1969 and the most ever by a player making his Division I-AA debut. Also topped 200 with 207 on 24 carries against Tennessee-Martin. Rushed for a school record 1,371 yards

on 205 attempts, a 6.7 yard average, with 13 touchdowns in 1992. Had 1,016 yards on 212 carries and seven scores in 1993 and 1,005 yards on 219 attempts with four scores in 1994. Holds the school mark with 40 rushing attempts, for 196 yards, against Austin Peay in 1993. Caught 31 passes for a 10.0 yard average and one score in his career and averaged 20.4 yards on 23 kickoff returns. Criminal Justice major.

PERSONAL: Attended New Madrid County High School in New Madrid County, Missouri, lettering in football, basketball, and track. Rushed for over 2,000 yards as a senior. Born February 4, 1972, in South Bend, Indiana.

40 ROBERT BALDWIN

Ht: 6-0

Wt: 230

**FB
Duke**

1995: Signed as a free agent on April 25.

COLLEGE: First-team All-Atlantic Coast Conference choice as a senior by the ACC Sportswriters and *Football News*. Led the team with a career high 1,187 yards and 12 touchdowns as a senior. Only the third player in school history to top 1,000 yards. Also led in scoring with 78 points. ACC Offensive Player of the Week after rushing for a school record 238 yards and four touchdowns on 33 carries against Maryland. The four touchdowns tied the school record accomplished four times previously, including by former Seahawks fullback (1977-79) Tony Benjamin. Had 277 all-purpose yards, the most by a Duke player since 1989. Also totaled 117 yards and three touchdowns versus Georgia Tech and 117 against the Naval Academy in 1994. Ace Parker Award winner in 1993, which goes to the team's unsung player. Played in the Hula Bowl after the season and was named the West Squad's Most Valuable Player after rushing for 48 yards on eight carries. Also played in the East-West Shrine and Hula Bowl All-Star Games. Redshirted in 1990. Graduated with a degree in Economics.

PERSONAL: Played running back and linebacker at De Land High School in De Land, Florida. Football team captain as a senior. Also lettered as a center fielder in baseball. Born September 1, 1972, in Macon, Georgia.

60 MICHAEL BARBER

Ht: 6-1

Wt: 247

**LB
Clemson**

1995: Signed as a free agent on April 26.

COLLEGE: Four-year letterman. Totaled 203 tackles, six tackles

LARGENT AWARD

In 1989, the Seahawks established the Steve Largent Award which would be awarded to the player who best exemplifies the spirit, dedication, and integrity of the Seattle Seahawks. Steve Largent was the award's first recipient in ceremonies prior to his last game on December 23, 1989. In 1990, defensive end Jacob Green was the winner, while linebacker Rufus Porter won in 1991. Two winners were named in 1992, defensive end Jeff Bryant and defensive tackle Joe Nash, teammates since 1982. In 1993, two-time Pro Bowl safety Eugene Robinson was the winner. The 1994 winner was wide receiver Brian Blades. On the field, Blades was set new single-season team records for receptions with 80 in 1993 and 81 in 1994 in each of the last two seasons, breaking the old mark of 79 set by Largent in 1985. Off-the-field, he works with a number of charitable organizations in both Seattle and Ft. Lauderdale, Florida.

for loss, and 3.5 sacks. Finished second on the team with 103 tackles as a senior. Had four games with at least 10 tackles, including a one-game high 18 versus South Carolina. Returned a fumble 91 yards for a touchdown against Tennessee-Chattanooga in 1992. Secondary Education/Political Science major

PERSONAL: Named Class A State Lineman of the Year as a senior at Lewisville High School in Edgemore, South Carolina. Played center on the basketball squad and shortstop in baseball. Born November 9, 1971, in Edgemore.

39 JERRICK BLEDSOE

CB

Ht: 5-11

Wt: 180

Texas-Southern

1995: Signed as a free agent on April 27.

COLLEGE: Picked off four passes and totaled 21 passes defended in 1994. Added 48 total tackles. Totaled 24 tackles and two passes defended in 1994. Majored in General Business/Marketing.

PERSONAL: Lettered in football, basketball, and track at LaMarque High School in LaMarque, Texas. Born July 1, 1972, in Galveston, Texas.

6 JUDD DAVIS

K

Ht: 6-1

Wt: 186

Florida

1995: Signed as a free agent on April 25.

COLLEGE: School's all-time leader with 137-of-139 extra points. Ranks fifth with 36 field goals. Scored 245 points in 45 games. Former walk-on. Earned starting job in ninth game of 1992 season. First-team All-Southeastern Conference choice as a senior by Associated Press and *Football News*. Second-team pick by the SEC Coaches. Scored a school record 107 points as a senior hitting 14-of-16 field goals and 65-of-65 point after touchdowns. Set a school record for PAT attempts and had two games with 10 PATs. Ranked fifth in the nation in scoring with 9.4 points per game. Career-long 52-yard field goal came versus Southern Mississippi as a senior. UPI first-team All-America as a junior. Won the Lou Groza Award as Collegiate Placekicker of the Year. First-team All-SEC All-Academic pick. Scored 96 points on 15-of-19 field goals and 51-of-53 PATs. Had a school-record equalling four field goals versus Georgia. Had two field goals and five PATs versus West Virginia in the Sugar Bowl. Scored 22 points on 3-of-4 field goals and 13-of-13 PATs in 1992. Finished his career by making 13-of-14 field goals from inside of 30 yards, 11-of-13 inside 40 yards, 11-of-15 inside 50 yards, and 1-of-3 outside 50 yards. Played 45 games connecting on 137-of-139 PATs, 36-of-45 field goals, for 225 points. Walked-on in 1990 and redshirted and did not play in 1991. Played in the Hula Bowl. Graduated with a degree in American Studies.

PERSONAL: Attended Forest High School in Ocala, Florida, the same high school that produced current Seahawks punter Rick Tuten. Connected on 7-of-8 field goals, including a 47-yarder, and 15-of-15 PATs. Also lettered in soccer and golf. Born August 28, 1971, in Orange, California.

54 BRYAN HEATH

C

Ht: 6-2

Wt: 288

Virginia

1995: Signed as a free agent on April 25.

COLLEGE: Four-year letterman and two-year starter. Started all season at center as a senior. Awarded the Joe Palumbo Award

given to the player for self-sacrifice, dedication, and enthusiasm. Also won the ACC/Exxon Community Spirit Award. Started the first game of his junior season at right guard before switching to center for the last 11 games. Saw action in every game in 1991 and 1992 after redshirting in 1990. Has his degree in Psychology.

PERSONAL: Team captain and offensive lineman of the year as a senior at East Forsythe in Kernersville, North Carolina. Listed in *Who's Who in High School Sports*. Also lettered in baseball and track. Member of the Fellowship of Christian Athletes. Born July 17, 1972, in Winston-Salem, North Carolina.

49 JAMES McKEEHAN

Ht: 6-3

Wt: 251

TE

Texas A&M

1995: Signed as a free agent on April 25.

COLLEGE: Four-year letterman who played 41 games, starting 14. Finished his career with 28 receptions for 247 yards, an 8.9 yard average, and seven touchdowns. Caught eight passes in each of his last two seasons. Had four touchdown receptions in 1993. Played in three Cotton Bowls and in the Blue-Gray Game. Majored in Biology and plans to attend dental school.

PERSONAL: Lettered in football, basketball, and baseball at Willis High School in Willis, Texas. Born August 9, 1973, in Houston, Texas.

94 DeWAYNE PATTERSON

Ht: 6-0

Wt: 257

DE

Washington State

1995: Signed as a free agent on April 25.

COLLEGE: Four-year starter and letterman. School's career leader with 38.0 quarterback sacks. Totaled 150 tackles and 53.5 tackles for loss. Had 40.5 tackles for loss and 31.5 sacks in his last two seasons after moving from strong side end to weakside end as a junior. First-team All-Pac-10 choice as a junior and a senior. Earned first-team All-America honors from *Football News* and second-team mention from *The Sporting News* and Associated Press in 1994. Had 14.5 sacks and 18.5 tackles for loss as a senior. Credited with 3.5 sacks versus Oregon and three against Fresno State. Set a school record with 17 sacks in 1993 while contributing 22 tackles for loss. Had four sacks against Oregon and two other games with three sacks. Returned an interception 89 yards for a touchdown against UCLA. Sophomore All-America choice by *Football News*. Played every game as a freshman, starting seven times. Played in the East-West Shrine Game. General Studies major.

PERSONAL: Only two-way performer on the All-Oakland team as a senior at McClymonds High School in Oakland, California. Three-time all-league tight end. Also played linebacker. Caught 31 passes for 1,150 yards and eight scores as a senior. Played forward in basketball, first baseman in baseball, along with lettering in track. Full name is Kyle DeWayne Patterson. Born June 15, 1972, in Oakland.

16 JOE PICKENS

Ht: 6-3

Wt: 221

QB

Duke

1995: Signed as a free agent on April 26.

COLLEGE: Played his last two seasons at Duke after transferring from Ohio State University. Played 14 career games, starting two. Completed 47-of-110 passes, 42.7 percent, for 623 yards with four touchdowns and six interceptions. Started both games in 1993 at

Duke. Redshirted in 1990 and sat out the 1992 season after transferring. Graduated with a degree in Environmental Science and Policy.

PERSONAL: Team captain in both football and baseball at St. Ignatius High School in Cleveland, Ohio. Threw for 2,240 yards and 20 touchdowns as a senior and finished his career with 5,140 yards and 50 touchdowns. Born February 2, 1972, in Cleveland.

61 KRIS POLLACK

G

Ht: 6-4

Wt: 290

Southern California

1995: Signed as a free agent on April 25.

COLLEGE: Four-year letterman at guard. Started 11 games as a senior, 10 as a junior, five as a sophomore, and nine as a redshirt freshman. Played both strong and weak guard in his career. Graduated with a degree in Public Administration.

PERSONAL: Earned All-State and All-Far West honors as a two-way tackle at Clovis High School in Clovis, California. Also was an all-league golfer. Born December 21, 1971, in Danville, California.

44 ANTHONY SHELMAN

RB

Ht: 6-3

Wt: 214

Louisville

1995: Signed as a free agent on April 27.

COLLEGE: Three-year letterman and starter. Ranks second in career touchdowns with 27, trailing only the 35 of Lenny Lyles (1954-57). Seventh in rushing yards with 2,114 and had nine 100-yard games. Gained a career-best 1,084 yards on 241 carries, with 15 touchdowns, as a senior. First back to top 1,000 yards since 1988. Yardage total was the sixth most in school history and the touchdown total equalled the second most. Had at least one touchdown in 10-of-11 games, including the first nine. Topped 100 yards in five games. Ended the season with 220 yards on 39 attempts versus Tulsa. Yardage total was the fourth highest in a single game in school history. Rushed for 160 yards and three scores, including an 84-yarder, versus Pittsburgh in 1994. The 84-yard run was the longest since 1958. Played as a reserve in both 1992 and 1993 and was the team's leading rusher in 1992 with 418 yards. Played in the Blue-Gray Game. Majored in Criminal Justice.

PERSONAL: All-state choice at Southeast High School in Bradenton, Florida. Rushed for 1,450 yards and 21 touchdowns as a senior. Born June 21, 1971, in Bradenton.

KINGDOME MEDIA PARKING


I-5 Southbound: Take 4th Avenue South Exit. Go right at stop light at end of exit and right at next light onto Royal Brougham Way. Turn right at 1st Avenue South and right under the Alaskan Way Viaduct, following police directions. Cross Occidental Way and enter South Lot between barricades.

I-5 Northbound: Take Exit #163 for Spokane Street/Columbia Way. Follow Spokane Street off-ramp Westbound. Turn right at 1st Avenue South and follow Northbound crossing Royal Brougham Way. Turn right under the Alaskan Way Viaduct following police directions. Cross Occidental Way and enter South Lot between barricades.

I-90 Westbound: Follow Kingdome signs to 4th Avenue South Exit. Turn right at next two lights for South Lot. Turn left at bottom of exit and right at the next light three lights for North Lot.

63 DONALD WILLIS**G****Ht: 6-3****Wt: 330****North Carolina A&T****1995:** Signed as a free agent on April 27.**COLLEGE:** Played three years at the University of Washington before transferring to North Carolina A&T for his senior season. Majored in Sociology.**PERSONAL:** Lettered in football, wrestling, and track at Cabrillo High School in Lompoc, California. Born July 15, 1973, in Goleta, Georgia.**24 CHAD WILSON****CB****Ht: 5-11****Wt: 178****Miami****1995:** Signed as a free agent on April 26.**COLLEGE:** Played his last three seasons at Miami after playing his first two at Long Beach State. Second-team All-Big East selection by the conference coaches as a senior. Credited with 38 tackles and had three interception in 1994. Started the first game of his junior season, but was injured and redshirted. Played 10 games as a freshman at Long Beach, the only freshman to see action. Finished his career with 108 tackles and three interceptions in 42 career games, with 18 starts. Graduated with a degree in Business Management.**PERSONAL:** Attended Canyon Springs High School in Moreno Valley, California, lettering in football and track. All-California Interscholastic Federation as a senior. Born May 23, 1972, in Brooklyn, New York.**15 MANLEY WOODS****WR****Ht: 6-2****Wt: 169****New Mexico****1995:** Signed as a free agent on April 25.**COLLEGE:** Four-year letterman. Finished his career second in school history with 1,648 kickoff return yards. Averaged 21.1 yards on 78 career returns in 38 games. Started 17 times. Caught 79 passes for 1,425 yards, an 18.0 yard average, and 11 touchdowns. Single-season high 39 receptions for 782 yards came as a sophomore in 1991. Averaged 20.1 yards per reception with three touchdowns. Had three 100-yard receiving games, including the first two games of the season. Caught eight passes for 143 yards and one score versus Texas-El Paso and six for 133 yards against Hawaii. Also had 113 on three versus San Diego State. Tied the school record with 31 kickoff returns. Averaged 22.0 yards on 25 kickoff returns in 1990. Hampered by a thumb injury as a senior, but returned to catch a key fourth quarter touchdown pass in a 25-21 win over Texas-El Paso. Single-game high 142 kickoff return yards, on five returns, came versus Texas Christian as a senior. Played in the Blue-Grey Game. Graduated with a degree in Communications.**PERSONAL:** Played wide receiver and safety at Gardena High School in Gardena, California. Caught 49 passes for 12 touchdowns as a senior. Born July 28, 1972, in Gardena.**OVERTIME STREAK**

The Seahawks and Miami Dolphins have the NFL's longest current streak of overtime games, having played at least one in each of the last six seasons. Seattle, the Minnesota Vikings and the New England Patriots have played a league-high nine overtime games in this period. The Dolphins have played eight such games as have the Denver Broncos and Detroit Lions.



1995 OPPONENTS

ST. LOUIS RAMS

Sat., Aug. 5, Kingdome
7:00 p.m. (KING 5,
preseason)



ADDRESS: Matthews-Dickey Boy's Club
4245 N. Kingshighway
St. Louis, MO 63115-1276

PHONE: TBA

OWNER/CHAIRMAN: Georgia Frontiere

PRESIDENT: John Shaw

VICE PRESIDENT/FOOTBALL OPERATIONS: Steve Ortmayer

HEAD COACH (CAREER RECORD): Rich Brooks (1st season)

ASSISTANT COACHES: Nick Aliotti, Steve Brown, Chris Clausen,
Steve Greatwood, Mike Martz, Don Pollard, Dan Radakovich,
John Ramsdell, Jack Reilly, Johnny Roland, Dick Selcer,
Wayne Sevier, Willie Shaw

PUBLIC RELATIONS DIRECTOR: Rick Smith

STADIUM (CAPACITY): Busch Stadium (54,392) and St. Louis
Domed Stadium (TBA)

TEAM COLORS: Royal Blue, Gold, and White

1994 RECORD (FINISH): 4-12-0 (4th NFC West). Did not qualify for
the playoffs.

1994 SCORING LEADER: Tony Zendejas, 28-28 PATs, 18-23 FGs, 82
points

1994 RUSHING LEADER: Jerome Bettis, 319 atts., 1,025 yds., 3.2
avg., 19 LG, 3 TDs

1994 PASSING LEADER: Chris Miller, 317 atts., 173 comp., 54.6%,
2,104 yds., 16 TDs, 14 Ints., 54 LG, 73.6 rating

1994 RECEIVING LEADER: Johnny Bailey, 58 for 516 yds., 8.9 avg.,
28 LG, 0 TD

1994 INTERCEPTION LEADER: Marquez Pope, Darryl Henley 4

1994 SACK LEADER: Robert Young 6.5

PRESEASON RESULTS: St. Louis 6, Seattle 1

INDIANAPOLIS COLTS

Sat., Aug. 12, Kingdome
7:00 p.m. (KING 5,
preseason)



ADDRESS: P.O. Box 535000
Indianapolis, Indiana 46253

PHONE: (317) 297-2658

PRESIDENT AND TREASURER: Robert
Irsay

VICE PRESIDENT/GENERAL MANAGER: Jim Irsay

HEAD COACH (CAREER RECORD): Ted Marchibroda (62-60-0 in 8
seasons overall, 21-27-0 in three seasons in second stint)

ASSISTANT COACHES: Tom Batta, Greg Blache, Ron Blackledge,
Fred Bruney, Gene Huey, Lindy Infante, Jim Johnson, Hank
Kuhlmann, Jimmy Robinson, Pat Thomas, Vince Tobin, Tom
Zupancic

PUBLIC RELATIONS DIRECTOR: Craig Kelley

STADIUM (CAPACITY): RCA Dome (60,127)

TEAM COLORS: Royal Blue and White

1994 RECORD (FINISH): 8-8-0 (3rd AFC East). Did not qualify for the
playoffs.

1994 SCORING LEADER: Dean Biasucci, 37-37 PATs, 16-24 FGs, 85
points

1994 RUSHING LEADER: Marshall Faulk, 314 atts., 1,282 yds., 4.1
avg., 52 LG, 11 TDs

1994 PASSING LEADER: Jim Harbaugh, 202 atts., 125 comp., 61.9%,
1,440 yds., 9 TDs, 6 Ints., 85t LG, 85.8 rating

1994 RECEIVING LEADER: Floyd Turner, 52 for 593 yds., 11.4 avg., 28 LG, 6 TDs and Marshall Faulk, 52 for 522 yds., 10.0 avg., 85t LG, 1 TD

1994 INTERCEPTION LEADER: Ray Buchanan, 8

1994 SACK LEADER: Tony Bennett, 9.0

PRESEASON RESULTS: Seattle 5, Indianapolis 3

NEW ORLEANS SAINTS

**Sun., Aug. 20, Superdome,
10:00 a.m. (KING 5,
preseason)**

ADDRESS: 96928 Saints Drive
Metairie, Louisiana 70003

PHONE: (504) 733-0255

OWNER: Tom Benson

VP/FOOTBALL OPERATIONS: Bill
Kuharich

VP/HEAD COACH (CAREER RECORD): Jim Mora (84-59-0 in 9 seasons)

ASSISTANT COACHES: Jim Haslett, Larry Kennan, Monte Kiffin, Joe Marchiano, John Matsko, Jim Mora, Jr., Wayne Nunnely, Russell Pasternostro, Jim Skipper, Carl Smith, Steve Trimble, Steve Walters

DIRECTOR OF MEDIA RELATIONS: Rusty Kazmiersky

STADIUM (CAPACITY): Superdome (69,056)

TEAM COLORS: Old Gold, Black, and White

1994 RECORD (FINISH): 7-9-0 (T2nd NFC West). Did not qualify for the playoffs.

1994 SCORING LEADER: Morten Andersen, 32-32 PATs, 28-39 FGs, 116 points

1994 RUSHING LEADER: Mario Bates, 151 atts., 579 yds., 3.8 avg., 40 LG, 6 TDs

1994 PASSING LEADER: Jim Everett, 540 atts., 346 comp., 64.1%, 3,855 yds., 22 TDs, 18 Ints., 84.9 rating

1994 RECEIVING LEADER: Quinn Early, 82 for 894 yds., 10.9 avg., 33 LG, 4 TDs

1994 INTERCEPTION LEADER: Jimmy Spencer, 5

1994 SACK LEADER: Darian Conner, 10.5

PRESEASON RESULTS: First Meeting



SAN FRANCISCO 49ERS

**Sat., Aug. 26, Candlestick
Park, 5:00 p.m. (FOX,
preseason)**

ADDRESS: 4949 Centennial Blvd.
Santa Clara, California 95054

PHONE: (408) 562-4949

OWNER: Edward J. DeBartolo, Jr.

**VICE PRESIDENT/DIRECTOR OF
FOOTBALL OPERATIONS:** Dwight Clark

HEAD COACH (CAREER RECORD): George Seifert (75-21-0 in 6 seasons)

ASSISTANT COACHES: Jerry Attaway, Mike Barnes, Dwaine Board, Pete Carroll, Tom Holmoe, Carl Jackson, Larry Kirksey, Greg Knapp, Alan Lowry, John Marshall, Bobb McKittrick, Bill McPherson, Bo Pellini, Mike Solari, Marc Trestman

DIRECTOR OF PUBLIC/COMMUNITY RELATIONS: Rodney Knox

STADIUM (CAPACITY): Candlestick Park (66,513)

TEAM COLORS: Forty Niners Gold and Scarlet

1994 RECORD (FINISH): 13-3-0 (1st NFC West). Won NFC Divisional Playoff Game versus Chicago Bears, 44-15. Won NFC Championship Game versus Dallas Cowboys, 38-28. Won



Super Bowl XXIX versus San Diego Chargers, 49-26, in Miami.
1994 SCORING LEADER: Doug Brien, 60-62 PATs, 15-20 FGs, 105 points
1994 RUSHING LEADER: Ricky Watters, 239 atts., 877 yds., 3.7 avg., 39 LG, 6 TDs
1993 PASSING LEADER: Steve Young, 461 atts., 324 comp., 70.3%, 3,969 yds., 35 TDs, 10 ints., 69t LG, 112.8 rating
1994 RECEIVING LEADER: Jerry Rice, 112 for 1,499 yds., 13.4 avg., 69t LG, 13 TDs
1994 INTERCEPTION LEADER: Merton Hanks, 7
1994 SACK LEADER: Dana Stubblefield, 8.5
PRESEASON RESULTS: San Francisco 11, Seattle 9

KANSAS CITY CHIEFS

Sun., Sept. 3, Kingdome,
1:00 p.m. (NBC)
Sun., Dec. 24, Arrowhead
Stadium, 10:00 a.m.
(NBC)



ADDRESS: One Arrowhead Drive
 Kansas City, Missouri 64129

PHONE: (816) 924-9300

PRESIDENT/GENERAL MANAGER/COO: Carl Peterson

HEAD COACH (CAREER RECORD): Marty Schottenheimer (103-63-1 in 11 seasons overall, 59-36-1 in 6 seasons with Chiefs)

ASSISTANT COACHES: Russ Ball, John Bunting, Gunther Cunningham, Jim Erkenbeck, Paul Hackett, Carl Hairston, Woodrow Lowe, Mike McCarthy, Jimmy Raye, Dave Redding, Al Saunders, Kurt Schottenheimer, Art Shell, Mike Stock, Darwin Wallis

PUBLIC RELATIONS DIRECTOR: Bob Moore

STADIUM (CAPACITY): Arrowhead Stadium (78,067)

TEAM COLORS: Red, Gold, and White

1994 RECORD (FINISH): 9-7-0 (T2nd, AFC West). Lost AFC First-Round Playoff Game at Miami, 27-17.

1994 SCORING LEADER: Lin Elliott, 30-30 PATs, 25-30 FGs, 105 points

1994 RUSHING LEADER: Marcus Allen, 189 atts., 709 yds., 3.8 avg., 36t LG, 7 TDs

1994 PASSING LEADER: Joe Montana, 493 atts., 299 comps., 60.6%, 3,283 yds., 16 TDs, 9 Ints., 83.6 rating

1994 RECEIVING LEADER: Kimble Anders, 67 for 525 yds., 7.8 avg., 30 LG, 1 TD

1994 INTERCEPTION LEADER: Charles Mincy, 3

1994 SACK LEADER: Neil Smith 11.0

SERIES RESULTS: Kansas City 18, Seattle 13

12/11/77 — W @ 34-31 22,562	11/9/86 — L @ 7-27 53,268
11/19/78 — W @ 13-10 32,252	9/20/87 — W 43-14 61,667
12/17/78 — W 23-19 58,490	12/27/87 — L @ 20-41 20,370
9/30/79 — L 6-24 61,169	9/11/88 — W 31-10 61,512
12/2/79 — L @ 21-37 42,160	11/20/88 — L @ 24-27 33,152
9/14/80 — W @ 17-16 42,403	10/8/89 — L 16-20 60,715
11/9/80 — L 30-31 58,976	11/5/89 — L @ 10-20 54,489
9/27/81 — L 14-20 59,255	10/21/90 — W 19-7 60,358
11/22/81 — L @ 13-40 49,002	11/11/90 — W @ 17-16 71,285
9/4/83 — L @ 13-17 42,531	9/22/91 — L @ 13-20 71,789
11/27/83 — *W 51-48 56,795	12/1/91 — L 6-19 57,248
11/4/84 — W 45-0 61,396	12/5/93 — L 16-31 58,551
12/9/84 — L @ 7-34 34,855	1/2/94 — L @ 24-34 72,136
9/29/85 — L @ 7-28 50,485	10/23/94 — L @ 23-38 78,847
12/1/85 — W 26-6 52,655	11/27/94 — W 10-9 54,120
9/14/86 — W 23-17 61,068	* Overtime

SAN DIEGO CHARGERS

Sun., Sept. 10, San Diego
Jack Murphy Stadium,
1:00 p.m. (NBC)

Sun., Oct. 22, Kingdome,
1:00 p.m. (NBC)

ADDRESS: Jack Murphy Stadium
P.O. Box 20686
San Diego, California 92120

PHONE: (619) 280-2111

CHAIRMAN OF THE BOARD/PRESIDENT: Alex Spanos

GENERAL MANAGER: Bobby Beathard

HEAD COACH (CAREER RECORD): Bobby Ross (30-18-0 in 3 seasons)

ASSISTANT COACHES: Dave Adolph, Greg Brown, Sylvester Croom,
John Dunn, Frank Falks, Ralph Friedgen, Dale Lindsey, Carl
Mauck, John Misciagna, Dennis Murphy, Dwain Painter, Chuck
Priefer, Jerry Sullivan

PUBLIC RELATIONS DIRECTOR: Bill Johnston

STADIUM (CAPACITY): San Diego Jack Murphy Stadium (60,836)

TEAM COLORS: Navy Blue, Gold, and White

1994 RECORD (FINISH): 11-5-0 (1st, AFC West). Won AFC
Divisional Playoff Game versus Miami, 22-21. Won AFC
Championship Game at Pittsburgh, 17-13. Lost Super Bowl
XXIX versus San Francisco, 49-26, in Miami.

1994 SCORING LEADER: John Carney, 33-33 PATs, 34-38 PATs, 135
points

1994 RUSHING LEADER: Natrone Means, 343 atts., 1,350 yds., 3.9
avg., 25 LG, 12 TDs

1994 PASSING LEADER: Stan Humphries, 453 atts., 264 comp., 58.3
avg., 3,209 yds., 17 TDs, 12 ints., 81.6 rating

1994 RECEIVING LEADER: Mark Seay, 58 for 645 yds., 11.1 avg., 49t
LG, 6 TDs and Ronnie Harmon, 58 for 615 yds., 10.6 avg., 35
LG, 1 TD

1994 INTERCEPTION LEADER: Stanley Richard and Darrien Gordon, 4

1994 SACK LEADER: Leslie O'Neal, 12.5

SERIES RESULTS: San Diego 17, Seattle 15

11/27/77 — L	28-30	55,338	11/22/87 — W	34-3	62,444
9/3/78 — L	20-24	55,778	9/18/88 — L @	6-17	44,449
12/10/78 — L @	10-37	49,975	10/30/88 — W	17-14	59,641
9/2/79 — L	16-33	62,287	10/15/89 — W @	17-16	50,079
10/14/79 — L @	10-20	50,077	10/29/89 — W	10-7	59,961
9/7/80 — L	13-34	62,042	11/4/90 — L	14-31	59,646
12/13/80 — L @	14-21	49,980	11/25/90 — *W @	13-10	50,097
10/4/81 — L @	10-24	51,463	10/27/91 — W	20-9	58,025
11/16/81 — W	44-23	58,628	11/10/91 — L @	14-17	43,597
9/18/83 — W	34-31	61,714	10/04/92 — L @	6-17	36,783
10/9/83 — L @	21-28	49,132	12/27/92 — L	14-31	49,324
9/9/84 — W	31-17	61,314	9/5/93 — L @	12-18	58,039
10/29/84 — W @	24-0	53,974	10/3/93 — W	31-14	54,778
9/15/85 — W @	49-35	54,420	9/18/94 — L +	10-24	65,536
10/6/85 — W	26-21	61,300	10/30/94 — L @	15-35	59,001
10/6/86 — W	33-7	63,207	* Overtime; + Husky Stadium		
12/14/86 — W @	34-24	47,096			



CINCINNATI BENGALS

Sun., Sept. 17, Kingdome,
1:00 p.m. (NBC)

ADDRESS: 200 Riverfront Stadium
Cincinnati, Ohio 45202

PHONE: (513) 621-3550

PRESIDENT: John Sawyer

VP/GENERAL MANAGER: Mike Brown

HEAD COACH (CAREER RECORD):

Dave Shula (11-37-0 in 3 seasons)

ASSISTANT COACHES: Paul Alexander, Jim Anderson, Ken Anderson, Bruce Coslet, Bobby DePaul, John Garrett, Tim Krumrie, Ron Meeks, Joe Pascale, Larry Peccatiello, Joe Wessel, Kim Wood

PUBLIC RELATIONS DIRECTOR: Jack Brennan

STADIUM (CAPACITY): Riverfront Stadium (60,389)

TEAM COLORS: Orange, Black, and White

1994 RECORD (FINISH): 3-13-0 (3rd AFC Central). Did not qualify for the playoffs.

1994 SCORING LEADER: Doug Pelfrey, 24-25 PATs, 28-33 FGs, 108 points

1994 RUSHING LEADER: Derrick Fenner, 141 atts., 468 yds., 3.3 avg., 21 LG, 1 TD

1994 PASSING LEADER: Jeff Blake, 306 atts., 156 comp., 51.0%, 2,154 yds., 14 TDs, 9 Ints., 76.9 rating

1994 RECEIVING LEADER: Carl Pickens, 71 for 1,127 yds., 15.9 avg., 70t LG, 11 TDs

1994 INTERCEPTION LEADER: Louis Oliver, 3

1994 SACK LEADER: Alfred Williams, 9.5

SERIES RESULTS: Cincinnati 7, Seattle 6

9/25/77 — L @ 20-42 45,579	12/10/89 — W @ 24-17 54,744
9/6/81 — L @ 21-27 41,177	10/1/90 — W 31-16 60,135
12/26/82 — L @ 10-24 55,330	10/6/91 — W @ 13-7 60,010
11/18/84 — W @ 26-6 50,280	9/6/92 — L 3-21 57,350
9/8/85 — W @ 28-24 51,625	9/26/93 — W 19-10 46,880
11/16/86 — L @ 7-34 54,410	11/6/94 — *L 17-20 46,630
10/11/87 — L 10-17 31,739	* overtime



DENVER BRONCOS

Sun., Oct. 1, Kingdome,
1:00 p.m. (NBC)

Sun., Dec. 10, Mile High
Stadium, 1:00 p.m. (NBC)

ADDRESS: 13655 Broncos Expressway
Englewood, Colorado 80112

PHONE: (303) 649-9000

PRESIDENT AND CEO: Patrick Bowlen

GENERAL MANAGER: John Beake

HEAD COACH (CAREER RECORD): Mike Shanahan (1st season)

ASSISTANT COACHES: Frank Bush, Barney Chavous, Rick Dennison, Ed Donatelli, George Dyer, Alex Gibbs, Mike Heimerdinger, Gary Kubiak, Brian Pariani, Al Reynolds, Greg Robinson, Richard Smith, Bobby Turner, Rich Tuten

DIRECTOR OF MEDIA RELATIONS: Jim Saccomano

STADIUM (CAPACITY): Mile High Stadium (76,273)

TEAM COLORS: Orange, Royal Blue, and White

1994 RECORD (FINISH): 7-9-0 (4th, AFC West). Did not qualify for the playoffs.

1994 SCORING LEADER: Jason Elam, 29-29 PATs, 30-37 FGs, 119 points



1994 RUSHING LEADER: Leonard Russell, 190 atts., 620 yds., 3.3 avg., 22t LG, 9 TDs
1994 PASSING LEADER: John Elway, 494 atts., 307 comps., 62.1%, 3,490 yds., 16 TDs, 10 ints., 85.7 rating
1994 RECEIVING LEADER: Shannon Sharpe, 87 for 1,010 yds., 11.6 avg., 44 LG, 4 TDs
1994 INTERCEPTION LEADER: Three players tied with 2
1994 SACK LEADER: Simon Fletcher, 13.5
SERIES RESULTS: Denver 22, Seattle 13

10/2/77 — L	13-24	53,108	12/20/86 — W	41-16	63,697
10/1/78 — L @	7-28	74,989	9/13/87 — L @	17-40	75,999
10/29/78 — *L	17-20	62,948	12/13/87 — W	28-21	61,759
9/23/79 — L @	34-37	74,879	9/4/88 — W @	21-14	75,986
12/8/79 — W	28-23	60,038	12/11/88 — W	42-14	62,839
11/23/80 — L @	20-36	73,274	10/22/89 — *L	21-24	62,353
12/21/80 — L	17-25	51,853	11/26/89 — L @	14-41	75,117
9/13/81 — W	13-10	58,513	9/23/90 — *L @	31-34	75,290
12/13/81 — L @	13-23	74,527	12/23/90 — W	17-12	55,845
11/21/82 — W @	17-10	73,916	9/15/91 — L @	10-16	74,152
1/2/83 — W	13-11	43,145	11/24/91 — W	13-10	60,430
11/6/83 — W	27-19	61,189	11/30/92 — *W	16-13	51,612
11/20/83 — L @	27-38	74,710	12/20/92 — L @	6-10	72,570
11/25/84 — W @	27-24	74,922	10/31/93 — L @	17-28	73,644
12/15/84 — L	14-31	64,411	11/28/93 — L	9-17	57,812
10/20/85 — *L @	10-13	74,899	10/2/94 — L +	9-16	63,872
12/20/85 — L	24-27	56,283	11/13/94 — L @	10-17	71,290
10/26/86 — L @	13-20	76,089	* Overtime; + Husky Stadium		

LOS ANGELES RAIDERS

Sun., Oct. 8, Los Angeles
Memorial Coliseum, 1:00
p.m. (NBC)

Sun., Dec. 17, Kingdome,
5:00 p.m. (ESPN)

ADDRESS: 332 Center Street
 El Segundo, California 90245

PHONE: (310) 322-3451

PRESIDENT OF THE GENERAL PARTNER: Al Davis

HEAD COACH (CAREER RECORD): Mike White (1st season)

ASSISTANT COACHES: Fred Biletnikoff, Willie Brown, Joe Bugel, Jim Fassel, John Fox, Garrett Giemont, John Guy, Bishop Harris, Bill Meyers, Floyd Peters, Steve Shafer, Kevin Spencer, Fred Whittingham, Mike Wilson

PUBLICATIONS: Mike Taylor

STADIUM (CAPACITY): Los Angeles Memorial Coliseum (68,000)

TEAM COLORS: Silver and Black

1994 RECORD (FINISH): 9-7-0 (T2nd AFC West). Did not qualify for the playoffs.

1994 SCORING LEADER: Jeff Jaeger, 31-31 PATs, 22-28 FGs, 97 points

1994 RUSHING LEADER: Harvey Williams, 282 atts., 983 yds., 3.5 avg., 28 LG, 4 TDs

1994 PASSING LEADER: Jeff Hostetler, 455 atts., 263 comp., 57.8%, 3,334 yds., 20 TDs, 16 ints., 77t LG, 80.8 rating

1994 RECEIVING LEADER: Tim Brown, 89 for 1,309 yds., 14.7 avg., 77t LG, 9 TDs



NOT THE ONLY ONE

Seahawks Head Coach Dennis Erickson is not the only coaching staff member to capture a national championship. Special teams coach Dave Arnold won an NCAA Division I-AA title while the head coach at Montana State in 1984. Arnold's team went 12-2, winning their last 10 games.

1994 INTERCEPTION LEADER: Terry McDaniel, 7

1994 SACK LEADER: Chester McGlockton, 9.5

SERIES RESULTS: Los Angeles 19, Seattle 15

11/6/77 — L @ 7-44 50,929	11/30/87 — L 14-37 62,802
10/22/78 — W 27-7 62,529	11/28/88 — W 35-27 62,641
11/26/78 — W @ 17-16 52,978	12/18/88 — W @ 43-37 61,127
9/16/79 — W 27-10 61,602	10/1/89 — W @ 24-20 44,319
12/16/79 — W @ 29-24 53,177	12/17/89 — W 23-17 61,076
10/26/80 — L @ 14-33 50,185	9/16/90 — L 13-17 61,889
11/17/80 — L 17-19 60,480	10/14/90 — L @ 17-24 50,624
9/20/81 — L @ 10-20 45,725	10/13/91 — *L 20-23 61,974
11/29/81 — L 31-32 57,147	11/17/91 — L @ 7-31 49,317
12/5/82 — L @ 23-28 42,170	10/18/92 — L 0-19 56,904
10/16/83 — W 38-36 60,697	11/15/92 — L @ 3-20 46,862
10/30/83 — W @ 34-21 49,708	9/12/93 — L 13-17 58,836
10/7/84 — L @ 14-28 77,904	12/12/93 — L @ 23-27 38,161
11/12/84 — W 17-14 64,011	9/11/94 — W @ 38-9 47,319
11/3/85 — W 33-3 64,060	12/18/94 — L 17-16 53,301
12/15/85 — L @ 3-13 77,425	* Overtime
10/12/86 — L @ 10-14 70,635	
12/8/86 — W 37-0 62,923	Franchise transferred from Oakland in 1982
10/25/87 — W @ 35-13 52,735	

BUFFALO BILLS

**Sun., Oct. 15, Rich Stadium,
10:00 a.m. (NBC)**

ADDRESS: One Bills Drive
Orchard Park, New York
14127-2296

PHONE: (716) 648-1800

PRESIDENT: Ralph Wilson

**EXECUTIVE VICE PRESIDENT/GENERAL
MANAGER:** John Butler

HEAD COACH (CAREER RECORD): Marv Levy (117-90-0 in 14 seasons
overall, 86-48-0 in 9 seasons with Bills)

ASSISTANT COACHES: Tom Bresnahan, Ted Cottrell, Bruce
Dehaven, Charlie Joiner, Rusty Jones, Don Lawrence, Chuck
Lester, Wade Phillips, Elijah Pitts, Dick Roach, Dan
Sekanovich, Jim Shofner

DIRECTOR OF MEDIA RELATIONS: Scott Berchtold

STADIUM (CAPACITY): Rich Stadium (80,437)

TEAM COLORS: Royal Blue, Scarlet Red, and White

1994 RECORD (FINISH): 7-9-0 (4th AFC East). Did not qualify for the
playoffs.

1994 SCORING LEADER: Doug Christie, 38-38 PATs, 24-28 FGs, 110
points

1994 RUSHING LEADER: Thurman Thomas, 287 atts., 1,093 yds., 3.8
avg., 29 LG, 7 TDs

1994 PASSING LEADER: Jim Kelly, 448 atts., 285 comp., 63.6%,
3,114 yds., 22 TDs, 17 Ints., 84.6 rating

1994 RECEIVING LEADER: Webster Slaughter, 77 for 904 yds., 11.7
avg., 41 LG, 5 TDs

1994 INTERCEPTION LEADER: Matt Darby, 4

1994 SACK LEADER: Bruce Smith, 10.0

SERIES RESULTS: Seattle 3, Buffalo 1

10/30/77 — W 56-17 61,180	11/6/88 — L 3-13 61,074
10/14/84 — W 31-28 59,034	12/4/89 — W 17-16 57,682



THREE OF A KIND

The head coaches of the Seahawks and the state's two NCAA Division I-A football programs, Dennis Erickson (class of 1965), Washington's Jim Lambright (1961) and Washington State's Mike Price (1964), all graduated from Everett High School in Everett, Washington, 30 miles north of Seattle.

ARIZONA CARDINALS

Sun., Oct. 29, Sun Devil
Stadium, 1:00 p.m.
(NBC)

ADDRESS: P.O. Box 888
Phoenix, Arizona 85001-0888

PHONE: (602) 379-0101

PRESIDENT: William V. Bidwell

HEAD COACH AND GENERAL MANAGER

(CAREER RECORD): Buddy Ryan

(43-35-1 in 6 seasons overall, 8-8 in one season with Cardinals)

ASSISTANT COACHES: David Atkins, Matt Cavanaugh, Ronnie Jones, George Martinez, Dan Neal, Ted Plumb, Al Roberts, Bob Rogucki, Rex Ryan, Robert Ryan, Jim Stanley

PUBLIC RELATIONS DIRECTOR: Paul Jensen

STADIUM (CAPACITY): Sun Devil Stadium (73,377)

TEAM COLORS: Cardinal Red, Black, and White

1994 RECORD (FINISH): 8-8-0 (3rd, NFC East). Did not qualify for the playoffs.

1994 SCORING LEADER: Greg Davis, 17-17 PATs, 20-26 FGs, 77 points

1994 RUSHING LEADER: Ron Moore, 232 atts., 780 yds., 3.4 avg., 24 LG, 4 TDs

1994 PASSING LEADER: Steve Beuerlein, 255 atts., 130 comp., 51.0%, 1,545 yds., 5 TDs, 9 Ints., 61.6 rating

1994 RECEIVING LEADER: Larry Centers, 77 for 647 yds., 8.4 avg., 36 LG, 2 TDs

1994 INTERCEPTION LEADER: Aeneas Williams, 9

1994 SACK LEADER: Eric Swann, 7.5

SERIES RESULTS: Arizona 4, Seattle 0

9/12/76 — L 24-30 58,441 12/19/93 — *L 27-30 45,737

11/13/83 — L @ 28-33 33,280 Franchise transferred from St. Louis

9/17/89 — L 24-34 60,444 in 1988.



NEW YORK GIANTS

Sun., Nov. 5, Kingdome,
1:00 p.m. (FOX)

ADDRESS: Giants Stadium
East Rutherford, New Jersey
07073

PHONE: (201) 935-8111

PRESIDENT/CO-CEO: Wellington T. Mara

PRESIDENT/CO-CEO: Preston Robert

Tisch

VP/GENERAL MANAGER: George Young

HEAD COACH (CAREER RECORD): Dan Reeves (130-85-1 in 14 seasons, 20-12 in 2 seasons with Giants)

ASSISTANT COACHES: Don Blackmon, Dave Brazil, James Daniel, Steve DeBerg, Joe DeCamillis, Kerry Goode, George Henshaw, Earl Leggett, Pete Mangurian, Al Miller, Mike Nolan, Dick Rehbein, George Sefcik, Zaven Yarialan

PUBLIC RELATIONS DIRECTOR: Pat Hanlon

STADIUM (CAPACITY): Giants Stadium (77,553)

TEAM COLORS: Blue, Red, and White

1994 RECORD (FINISH): 9-7-0 (2nd, NFC East). Did not qualify for the playoffs.

1994 SCORING LEADER: David Treadwell, 22-of-23 PATs, 11-of-17 FGs, 55 points

1994 RUSHING LEADER: Rodney Hampton, 327 atts., 1,075 yds., 3.3 avg., 27t LG, 6 TDs



1994 PASSING LEADER: Dave Brown, 350 atts., 201 comp., 57.4%, 2,536 yds., 12 TDs, 16 Ints., 72.5 rating

1994 RECEIVING LEADER: Mike Sherrard, 53 for 825 yds., 15.6 avg., 55 LG, 6 TDs

1994 INTERCEPTION LEADER: John Booty and Phillip Sparks, 4

1994 SACK LEADER: Keith Hamilton, 6.5

SERIES RESULTS: New York 5, Seattle 2

11/28/76	—	L @	16-28	65,111	10/19/86	—	W	17-12	62,282
12/7/80	—	L	21-27	51,617	11/19/89	—	L @	3-15	75,014
10/18/81	—	L	0-32	56,134	10/25/92	—	L @	10-23	67,399
12/11/83	—	W @	17-12	48,942					

JACKSONVILLE JAGUARS

Sun., Nov. 12, Jaguars
Stadium, 10:00 a.m. (NBC)

ADDRESS: One Stadium Place
Jacksonville, Florida 32202

PHONE: (904) 633-6000

CHAIRMAN AND CEO: J. Wayne Weaver

VICE PRESIDENT FOOTBALL OPERATIONS: Michael Huyghue

HEAD COACH (CAREER RECORD): Tom Coughlan (1st season)

ASSISTANT COACHES: Joe Baker, Pete Carmichael, Randy Edsall, Kevin Gilbride, Jerald Ingram, Dick Jauron, Mike Maser, Nick Nicolau, Jerry Palmieri, Larry Pasquale, John Pease, Lucious Selmon, Steve Szabo

EXECUTIVE DIRECTOR OF COMMUNICATIONS: Dan Edwards

STADIUM (CAPACITY): Gator Bowl (73,000)

TEAM COLORS: Teal, Gold, and Black

1994 RECORD (FINISH): Expansion franchise

SERIES RESULTS: First Meeting



WASHINGTON REDSKINS

Sun., Nov. 19, RFK
Memorial Stadium,
10:00 a.m. (NBC)

ADDRESS: Redskins Park
P.O. Box 17247
Washington, D.C. 20041

PHONE: (703) 478-8900

CHAIRMAN OF THE BOARD/CEO: Jack Kent Cooke

EXECUTIVE VICE PRESIDENT: John Kent Cooke

GENERAL MANAGER: Charley Casserly

HEAD COACH (CAREER RECORD): Norv Turner (3-13-0 in one season)

ASSISTANT COACHES: Jason Arapoff, Cam Cameron, Russ Grimm, Mike Haluchak, Jim Hanifan, Tom Hayes, Ray Horton, Bobby Jackson, Bob Karmelowicz, Ron Lynn, Dan Riley, Terry Robiskie, Pete Rodriguez

DIRECTOR OF PUBLIC RELATIONS: Rick Vaughn

STADIUM (CAPACITY): RFK Memorial Stadium (56,454)

TEAM COLORS: Burgundy and Gold

1994 RECORD (FINISH): 3-13-0 (5th NFC East). Did not qualify for the playoffs.

1994 SCORING LEADER: Chip Lohmiller, 30-32 PATs, 20-28 FGs, 90 points.

1994 RUSHING LEADER: Ricky Ervins, 185 atts., 650 yds., 3.5 avg., 49 LG, 3 TDs



1994 PASSING LEADER: Heath Shuler, 265 atts., 120 comp., 45.3%, 1,658 yds., 10 TDs, 12 Ints., 59.6 rating

1994 RECEIVING LEADER: Henry Ellard, 74 for 1,397 yds., 18.9 avg., 73t LG, 6 TDs

1994 INTERCEPTION LEADER: Andre Collins, 4

1994 SACK LEADER: Ken Harvey, 13.5

SERIES RESULTS: Washington 5, Seattle 2

9/19/76	— L @	7-31	53,174	12/23/89	— L @	0-29	60,294
9/28/80	— W @	14-0	53,263	11/8/92	— L	3-16	53,616
9/25/83	— L	17-27	60,718	9/4/94	— W @	28-7	52,930
9/28/86	— L @	14-19	54,157				

NEW YORK JETS

Sun., Nov. 26, Kingdome
1:00 p.m. (NBC)

ADDRESS: 1000 Fulton Avenue
Hempstead, New York 11550

PHONE: (516) 538-6600

PRESIDENT: Steve Gutman

VP/GM/COO: Dick Steinberg

HEAD COACH (CAREER RECORD): Rich Kotite (36-28-0 in 4 seasons overall, 1st season with Jets)

ASSISTANT COACHES: Zeke Bratkowski, Chip Falivene, Tom Gamble, Peter Giunta, Richard Mann, Bill Muir, Ken Rose, Jim Vechiarella, Jim Williams, Richard Wood

PUBLIC RELATIONS DIRECTOR: Frank Ramos

STADIUM (CAPACITY): Giants Stadium (77,121)

TEAM COLORS: Kelly Green and White

1994 RECORD (FINISH): 6-10-0 (5th, AFC East). Did not qualify for the playoffs.

1994 SCORING LEADER: Nick Lowery, 26-27 PATs, 20-23 FGs, 86 points



1994 RUSHING LEADER: Johnny Johnson, 240 atts., 931 yds., 3.9 avg., 90 LG, 3 TDs

1994 PASSING LEADER: Boomer Esiason, 440 atts., 255 comp., 2,782 yds., 58.0%, 17 TDs, 13 Ints., 77.3 rating

1994 RECEIVING LEADER: Rob Moore, 78 for 1,010 yds., 12.9 avg., 41t LG, 6 TDs

1994 INTERCEPTION LEADER: Marcus Turner and James Hasty, 5

1994 SACK LEADER: Jeff Lageman, 6.5

SERIES RESULTS: Seattle 8, New York 3

11/13/77 — W @ 17-0 43,973

9/17/78 — W @ 24-17 46,911

11/26/79 — W 30-7 59,977

10/19/80 — W @ 27-17 52,496

10/25/81 — W @ 19-3 49,678

12/6/81 — W 27-23 53,105

9/11/83 — W @ 17-10 50,066

10/27/85 — L @ 14-17 69,320

11/2/86 — L 7-38 62,497

11/9/87 — L @ 14-30 60,452

9/8/91 — W 20-13 56,770

Moved from Shea Stadium into Giants Stadium in 1984.

PHILADELPHIA EAGLES

**Sun., Dec. 3, Kingdome,
1:00 p.m. (FOX)**

ADDRESS: Veterans Stadium
Broad Streets and Pattison
Philadelphia, Pennsylvania 19148

PHONE: (215) 463-2500

OWNER: Jeffrey Lurie

DIRECTOR OF FOOTBALL ADMINISTRATION: Bob Ackles

HEAD COACH (CAREER RECORD): Ray Rhodes (1st season)

ASSISTANT COACHES: Bill Callahan, Gerald Carr, Juan Castillo, Jon Gruden, Dick Jamison, Chuck Knox, Jr., Danny Smith, Emmitt Thomas, Mike Trgovac, Joe Vitt, Ted Williams, Mike Wolf

PUBLIC RELATIONS DIRECTOR: Ron Howard

STADIUM (CAPACITY): Veterans Stadium (65,178)

TEAM COLORS: Kelly Green, Silver, and White

1994 RECORD (FINISH): 7-9-0 (4th, NFC East). Did not qualify for the playoffs.

1994 SCORING LEADER: Eddie Murray, 33-33 PATs, 21-25 FGs, 96 points

1994 RUSHING LEADER: Herschel Walker, 113 atts., 528 yds., 4.7 avg., 91t LG, 5 TDs

1994 PASSING LEADER: Randall Cunningham, 490 atts., 265 comp., 54.1%, 3,229 yds., 16 TDs, 13 Ints., 74.4 rating

1994 RECEIVING LEADER: Fred Barnett, 78 for 1,127 yds., 14.4 avg., 54 LG, 5 TDs

1994 INTERCEPTION LEADER: Greg Jackson, 6

1994 SACK LEADER: William Fuller, 9.5

SERIES RESULTS: Philadelphia 4, Seattle 1

12/12/76 — L @ 10-27 37,949

11/2/80 — L 20-27 61,047

11/23/86 — W 24-20 55,786

9/10/89 — L @ 7-31 64,287


12/13/92 — *L @ 17-20 47,492

* Overtime



MAN OF THE YEAR

Brian Blades was named the Seahawks NFL Man of the Year for 1994 for his play on the field and charitable work in the community. In Seattle, he has hosted a Christmas party for underprivileged children in each of the past five seasons and has worked with First Place, a school for homeless children, Seattle Emergency Housing, Fred Hutchinson Cancer Research Center, First Place, United Negro College Fund, and the Big Brothers of King County. In Florida, he started the Fort Lauderdale Youth Track Club and also volunteers as a sprint coach at Coral Springs High School.



1994 REVIEW

1994 FINAL STATISTICS

Final Regular Season (Finish): 6-10 (5th, AFC West)

Day	Date	W/L	Score	Opponent	Attendance
Sun.	09/04	W	28-7	at Washington	52,930
Sun.	09/11	W	38-9	at L.A. Raiders	47,319
Sun.	09/18	L	10-24	*San Diego	65,536
Sun.	09/25	W	30-13	*Pittsburgh	59,637
Sun.	10/02	L	15-17	at Indianapolis	49,876
Sun.	10/09	L	9-16	*Denver	63,872
Sun.	10/16			BYE	
Sun.	10/23	L	23-38	at Kansas City	78,847
Sun.	10/30	L	15-35	at San Diego	59,001
Sun.	11/06	L	17-20	Cincinnati (OT)	46,630
Sun.	11/13	L	10-17	at Denver	71,290
Sun.	11/20	W	22-21	Tampa Bay	37,466
Sun.	11/27	W	10-9	Kansas City	54,120
Sun.	12/04	L	19-31	Indianapolis	39,574
Sun.	12/11	W	16-14	at Houston	31,453
Sun.	12/18	L	16-17	L.A. Raiders	53,301
Sat.	12/24	L	9-35	at Cleveland	54,180

* at Husky Stadium

Scoring	TD	Ru	Pa	Rt	PAT	2-Pt	FG	S	Pts
Kasay	0	0	0	0	25/26	0	20/24	0	85
C. Warren	11	9	2	0	0	1/1	0	0	68
Blades	4	0	4	0	0	1/1	0	0	26
Vaughn	3	1	1	1	0	1/1	0	0	20
S. Smith	3	2	1	0	0	0	0	0	18
Johnson	2	2	0	0	0	0	0	0	12
Strong	2	2	0	0	0	0	0	0	12
Bates	1	0	1	0	0	0	0	0	6
Green	1	0	1	0	0	0	0	0	6
Junkin	1	0	1	0	0	0	0	0	6
Martin	1	0	1	0	0	0	0	0	6
McKnight	1	0	1	0	0	0	0	0	6
Watters	1	0	0	1	0	0	0	0	6
Wooden	1	0	0	1	0	0	0	0	6
Tuten	0	0	0	0	0	1/2	0	0	2
Team	0	0	0	0	0	0	0	1	2
McGwire	0	0	0	0	0	0/1	0	0	0
SEAHAWKS	32	16	13	3	25/26	4/6	20/24	1	287
OPPONENTS	34	15	15	4	28/28	4/6	27/33	1	323

Score By Quarters	1	2	3	4	OT	Total
SEAHAWKS	53	74	49	111	0	287
OPPONENTS	48	98	65	109	3	323

Punting	No	Yds	Avg	Net	TB	I20	LG	B
Tuten	91	3905	42.9	36.7	7	33	64	0
SEAHAWKS	91	3905	42.9	36.7	7	33	64	0
OPPONENTS	78	3188	40.9	35.5	4	25	64	1

Passing	Att	Cmp	Yds	Cmp%	Yds/Att
Mirer	381	195	2151	51.2	5.65
McGwire	105	51	578	48.6	5.65
Gelbaugh	11	7	80	63.6	7.27
Tuten	1	0	0	0.0	0.00
SEAHAWKS	498	253	2809	50.8	5.64
OPPONENTS	537	313	3603	58.3	6.71

Team Statistics	Seahawks	Opponents
TOTAL FIRST DOWNS	285	318
Rushing	114	122
Passing	143	178
Penalty	28	18
3rd Down: Made/Att	89/235	83/224
3rd Down Pct.	37.9	37.1
4th Down: Made/Att	10/19	8/20
4th Down Pct.	52.6	40.0
POSSESSION AVG.	28:35	31:25
TOTAL NET YARDS	4652	5349
Avg. Per Game	290.8	334.3
Total Plays	1018	1077
Avg. Per Play	4.6	5.0
NET YARDS RUSHING	2084	1952
Avg. Per Game	130.3	122.0
Total Rushes	480	511
Average Per Rush	4.3	3.8
NET YARDS PASSING	2568	3397
Avg. Per Game	160.5	212.3
Sacked/Yards Lost	40/241	29/206
Gross Yards	2809	3603
Att./Completions	498/253	537/313
Completion Pct.	50.8	58.3
Had Intercepted	9	19
PUNTS/AVERAGE	91/42.9	78/40.9
Had Blocked	0	1
NET PUNTING AVG.	36.7	35.5
PENALTIES/YARDS	114/898	103/773
FUMBLES/BALL LOST	31/19	21/11
TOUCHDOWNS	32	34
Rushing	16	15
Passing	13	15
Returns	1	1
Defensive	2	3
PATs	29/32	32/34
1-Point	25/26	28/28
2-Point	4/6	4/6
Field Goals	20/24	27/33
TOTAL POINTS	287	323

Rushing	Att	Yds	Avg	LG	TD
C. Warren	333	1545	4.6	41	9
Mirer	34	153	4.5	14	0
Strong	27	114	4.2	14t	2
Vaughn	27	96	3.6	16	1
S. Smith	26	80	3.1	12	2
Johnson	12	44	3.7	14	2
Blades	2	32	16.0	40	0
T. Warren	3	15	5.0	11	0
Gelbaugh	1	10	10.0	10	0
B. Bryant	1	6	6.0	6	0
L. Smith	2	-1	-0.5	0	0
Bates	2	-4	-2.0	7	0
McGwire	10	-6	-0.6	2	0
SEAHAWKS	480	2084	4.3	41	16
OPPONENTS	511	1952	3.8	45t	15

TD	TD%	Int	Int%	LG	Sacked	Rating
11	2.9	7	1.8	51	27/145	70.2
1	1.0	2	1.9	36	13/96	60.7
1	9.1	0	0.0	25t	0/0	115.7
0	0.0	0	0.0	0	0/0	39.6
13	2.6	9	1.8	51	40/241	69.1
15	2.8	19	3.5	99t	29/206	73.2

Receiving	No	Yds	Avg	LG	TD
Blades	81	1086	13.4	45	4
Martin	56	681	12.2	32	1
C. Warren	41	323	7.9	51	2
Green	30	208	6.9	20	1
S. Smith	11	142	12.9	25	1
Johnson	10	91	9.1	17	0
Edmunds	7	43	6.1	8	0
Bates	5	112	22.4	40t	1
Thomas	4	70	17.5	35	0
Strong	3	3	1.0	5	0
Crumpler	2	19	9.5	12	0
McKnight	1	25	25.0	25t	1
Vaughn	1	5	5.0	5t	1
Junkin	1	1	1.0	1t	1
SEAHAWKS	253	2809	11.1	51	13
OPPONENTS	313	3603	11.5	99t	15

Interceptions	No	Yds	Avg	LG	TD
Hunter	3	85	28.3	51	0
Wooden	3	78	26.0	69t	1
Watters	3	39	13.0	35t	1
E. Robinson	3	18	6.0	18	0
Gray	2	0	0.0	0	0
Porter	1	33	33.0	33	0
Blackmon	1	24	24.0	24	0
Spitulski	1	7	7.0	7	0
R. Robinson	1	0	0.0	0	0
Taylor	1	0	0.0	0	0
SEAHAWKS	19	284	14.9	69t	2
OPPONENTS	9	210	23.3	73t	2

Kickoff Returns	No	Yds	Avg	LG	TD
Bates	26	508	19.5	38	0
T. Warren	14	350	25.0	47	0
Vaughn	18	443	24.6	93t	1
B. Bryant	7	136	19.4	38	0
Martin	2	30	15.0	16	0
SEAHAWKS	67	1467	21.9	93t	1
OPPONENTS	61	1229	20.1	45	0

Punt Returns	No	FC	Yds	Avg	LG	TD
Martin	33	20	280	8.5	23	0
McCloughan	3	3	26	8.7	16	0
B. Bryant	1	0	31	31.0	31	0
SEAHAWKS	37	23	337	9.1	31	0
OPPONENTS	43	21	426	9.9	78t	1

Field Goals	1-19	20-29	30-39	40-49	50+	Total
Kasay	1/1	1/1	11/11	6/9	1/2	20/24
SEAHAWKS	1/1	1/1	11/11	6/9	1/2	20/24
OPPONENTS	0/0	9/9	13/16	5/8	0/0	27/33

KASAY: (—) (33) (39) (31,40,31) (42,43R,45) (37,36,42) (—) (—)
 (23) (56S,19) (—) (32) (37,31) (40) (41,50,33,43R) (47R,30)
OPPONENTS: (34L) (26,38L) (36,48L) (31,38) (45) (26,33,37,43R)
 (44L,49,34,27) (25,39) (36,44,36,47,28,26) (42) (30,35)
 (32,37R,23,38) (21) (—) (24) (—)

L - wide left; R - wide right; B - blocked; S - short

TWIN 120'S

Both Rod Stephens (128) and Terry Wooden (127) posted career highs in tackles in 1994 and joined the 1977 pair of Terry Beeson (136) and Autry Beamon (127) as the only duos in team history to surpass 125 tackles in the same season.

DEFENSIVE STATISTICS

(According to Unofficial Press Box Statistics)

Player	--Tackles--			QB	Y/L	T/L	Y/L	PD	FF	FR
	T	S	A							
Stephens	128	95	33	2.5	22.0	12.5	42.0		3	2
Wooden	127	94	33	1.5	17.0	12.5	45.0	7	1	1
E. Robinson	80	65	15	1.0	5.0	2.5	7.5	8		1
Porter	75	61	14	1.5	8.5	12.5	24.5	6		
Kennedy	70	54	16	4.0	28.0	8.5	42.5	3	1	1
Blackmon	69	49	20			1.5	2.0	7		3
R. Robinson	52	38	14			1.0	3.0	6		
Gray	51	45	6					11		
Nash	48	32	16	2.0	8.0	6.0	15.0	1		
Watters	47	41	6			3.0	13.0	9	1	
Brown	41	30	11					7	1	
Spitulski	40	34	6	3.0	20.0	5.5	23.5	4		
Edwards	37	24	13	2.5	12.5	4.5	22.5			
Williams	31	19	12	1.0	9.0	3.0	18.0	1	1	
Adams	27	20	7	4.0	35.5	6.5	40.5	4		
McCloughan	19	12	7			0.5	0.5			
Taylor	17	13	4					1		
Hunter	16	11	5					6		
Sinclair	12	10	2	4.5	29.0	4.5	29.0			
McCrary	11	9	2	1.5	11.5	2.5	14.5			
Brandon	9	6	3							
Bickett	8	7	1							
Wells	8	7	1							
Lambert	6	5	1							
Rodgers	1	1	0							

T - Total Tackles; S - Solo; A - Assisted; Sacks - Quarterback Sacks; Y/L - Yards Lost; T/L - Tackles for Loss (includes sacks); PD - Passes Defensed; FF - Forced Fumbles; FR - Fumble Recoveries

SPECIAL TEAMS STATISTICS

(According to Unofficial Press Box Statistics)

Player	--Tackles--			I20	T/L	FF	FR	- Blocked -		
	T	S	A					Pu	FG	XP
Wells	16	14	2							
R. Robinson	14	13	1	3.0		1	1			
Thomas	13	12	1	1.0						
T. Warren	13	11	2	1.0		1	1			
Strong	11	9	2	2.0						
Spitulski	9	8	1		1.0	1				
Johnson	8	6	2			1				
Brown	7	5	2							
McCloughan	5	4	1							
Vaughn	5	4	1	1.0		1				
Bates	4	3	1					1		
Brandon	4	1	3							
Bellamy	2	2	0							
Tuten	2	2	0							
Junkin	2	1	1							
Kasay	2	1	1							
Taylor	2	2	0							
Watters	2	1	1							
Blackmon	1	1	0							
Duckett	1	1	0							
McCrary	1	1	0							
McKnight	1	1	0	1.0						
Wooden	1	1	0					1		

T - Total Tackles; S - Solo; A - Assisted; I20 - Tackles Inside the 20; T/L - Tackles for Loss; FF - Forced Fumbles; FR - Fumble Recoveries; BP - Blocked Punts; BFG - Blocked Field Goals; BXP - Blocked PATs

1994 HONORS

SAM ADAMS, DE

First-Team All-Rookie

Pro Football Weekly/Pro Football Writers Association, College and Pro Football Newsweekly, Football News

ROBERT BLACKMON, S

AFC Defensive Player of the Week 13 (vs. Kansas City 11/27)

BRIAN BLADES, WR

AFC Pro Bowl First Alternate

Steve Largent Award

Seahawks NFL Man of the Year

Elementary School Teacher Named NFL Teacher of the Month for October

Byron "Whizzer" White Award nominee (voted by teammates)

RAY DONALDSON, C

Offensive Captain

TRACY JOHNSON, FB

Special Teams Captain

TREY JUNKIN, TE

Special Teams Captain

CORTEZ KENNEDY, DT

AFC Pro Bowl Starter

First-Team All-NFL

Associated Press, Sports Illustrated, College and Pro Football Newsweekly

First-Team All-AFC

UPI, Pro Football Weekly/Pro Football Writers Association, Football News

KEVIN MAWAE, G

First-Team All-Rookie

Pro Football Weekly/Pro Football Writers Association, College and Pro Football Newsweekly, Football News

RUFUS PORTER, LB

Ed Block Courage Award Recipient

EUGENE ROBINSON, S

Defensive Captain

RICK TUTEN, P

AFC Pro Bowl Starter

First-Team All-NFL

Sports Illustrated

First-Team All-AFC

UPI, Pro Football Weekly/Pro Football Writers Association

Second-Team All-NFL

Associated Press, College and Pro Football Newsweekly, Football Digest, Football News

CHRIS WARREN, RB

AFC Pro Bowl Squad

Seahawks Most Valuable Player (voted by teammates)

First-Team All-AFC

UPI, Pro Football Weekly/Pro Football Writers Association, Football News

Second-Team All-NFL

Associated Press, College and Pro Football Newsweekly, Football Digest

AFC Offensive Player of the Week 5 (vs. Pittsburgh 9/25)

Seattle Post-Intelligencer Sports Star of the Year Nominee

PRESEASON SUMMARIES

1 Indianapolis Colts 13, Seattle Seahawks 9 Friday, August 5, 1994 — RCA Dome

Leonard Humphries' 52-yard interception return for a touchdown with 11:16 left broke a 6-6 tie and gave the Indianapolis Colts a 13-9 win over the Seahawks. His theft came after Seattle tied the game at 6-6 on John Kasay's 23-yard field goal. Indianapolis turned the ball over three times setting up six Seattle points, while the Seahawks lone turnover resulted in seven points for the Colts. Rick Mirer started at quarterback for Seattle and played the first quarter. Dan McGwire relieved and was 9-of-17 for 67 yards with an interception. Marshall Faulk played the first half and gained a game-high 38 yards on 15 attempts. A fumbled punt and an interception set up two Kasay field goals. Mack Strong set up the Seahawks second field goal with a 56-yard reception from McGwire in the third quarter.

Seattle	3	0	3	3	—	9
Indianapolis	3	3	0	7	—	13
SEA — Kasay	44 FG					
IND — Biasucci	27 FG					
IND — Biasucci	33 FG					
SEA — Kasay	23 FG					
IND — Humphries	52 interception return (Biasucci kick)					
SEA — Kasay	29 FG					
Att. —	40,469					

INDIVIDUAL STATISTICS

RUSHING

Seattle	Att	Yds	LG	TD	Indianapolis	Att	Yds	LG	TD
L. Smith	7	21	6	0	Faulk	15	38	12	0
Lockwood	5	13	6	0	Humphrey	11	25	7	0
Shamsid-Deen	3	9	5	0	Warren	7	21	8	0
TOTAL	19	48	6	0	TOTAL	40	105	12	0

PASSING

Seattle	A	C	Yds	TD	I	Indianapolis	A	C	Yds	TD	I
Mirer	5	2	17	0	0	Harbaugh	9	9	62	0	0
McGwire	17	9	130	0	0	Majkowski	12	9	67	0	1
TOTAL	27	12	150	0	1	TOTAL	21	18	129	0	1

PASS RECEIVING

Seattle	No	Yds	LG	TD	Indianapolis	No	Yds	LG	TD
Johnson	4	36	13	0	Turner	4	48	10	0
Shamsid-Deen	3	1	6	0	Humphrey	3	26	14	0
5 players with	1				Potts	3	19	9	0
TOTAL	12	150	56	0	TOTAL	18	129	14	0

DEFENSE

Seattle — Tackles: Spitulski 6. **Sacks:** Bickett 1.0, Edwards 1.0. **Interceptions:** Spitulski 1. **Forced Fumbles:** Rodgers 1. **Fumble Recoveries:** Bellamy 1.

Indianapolis — Tackles: McDonald 5, McCoy 5. **Sacks:** Alberts 1.0, Bennett 1.0. **Interceptions:** Humphries 1 (TD). **Forced Fumbles:** None. **Fumble Recoveries:** None.

TEAM STATISTICS

	Seattle	Indianapolis
Total First Downs	9	19
Third Down Eff.	4-14 30.8%	7-13 53.8%
Total Net Yards	191	225
Total Off. Plays (Incl. Sacks)	48	63
Avg. Per Play	4.0	3.6
Net Yards Rushing	48	105
Total Rushing Plays	19	40
Net Yards Passing	143	120
Times Sacked-Yards Lost	2-7	2-9
Pass Atts-Comps-Ints	27-12-1	21-18-1
Punts-Number And Avg.	5-35.8	3-41.3
Penalties-Number And Yards	6-35	5-35
Fumbles-Number And Lost	0-0	2-2
Touchdowns	0	1
Field Goals Made-Atts	3-3	2-2
Time of Possession	22:12	37:48

2 Seattle Seahawks 29, Tampa Bay Buccaneers 6 Saturday, August 13, 1994 — Husky Stadium

The Seattle defense contributed 8 points in a 22-point second quarter as the Seahawks defeated the Tampa Bay Buccaneers 29-6 in Husky Stadium. Robert Blackmon's end zone sack resulted in a safety to cut a 6-0 Buccaneers lead to 6-2. After Rick Mirer threw a 12-yard scoring pass to Robb Thomas for a 9-6 lead, rookie Sam Adams returned a fumble 17 yards for a touchdown. Jon Vaughn closed out the quarter's scoring with a nine-yard touchdown run. Stan Gelbaugh accounted for the only scoring of the second half by throwing a 19-yard touchdown pass to rookie free agent James McKnight. The Seattle defense limited Tampa Bay to 207 total yards and recorded four takeaways, including an interception and a fumble recovery by safety Jay Bellamy. Mirer completed 10-of-18 passes for 141 yards and a touchdown, and was 8-of-12 for 120 yards in the second quarter, including a 52-yard completion to Reggie Barrett. Dean Wells accounted for 8 tackles and forced a fumble. The Buccaneers only score came on a 24-yard Craig Erickson-to-Anthony McDowell touchdown pass.

Tampa Bay	6	0	0	0	—	6
Seattle	0	22	0	7	—	29

TB — McDowell 24 yard pass Erickson (Rhett run failed)

SEA — Safety, Blackmon sacked Weldon in end zone

SEA — Thomas 12 pass from Mirer (Kasay kick)

SEA — Adams 17 fumble recovery (Kasay kick wide left)

SEA — Vaughn 9 run (Kasay kick)

SEA — McKnight 19 pass from Gelbaugh (Kasay kick)

Att. — 43,633

INDIVIDUAL STATISTICS

RUSHING

Tampa Bay	Att	Yds	LG	TD	Seattle	Att	Yds	LG	TD
Workman	4	26	13	0	Vaughn	8	37	9t	1
Rhett	11	20	5	0	L. Smith	12	32	9	0
R. Harris	3	18	12	0	C. Warren	5	19	9	0
TOTAL	27	80	13	0	TOTAL	36	111	9	1

PASSING

Tampa Bay	A	C	Yds	TD	I	Seattle	A	C	Yds	TD	I
Erickson	8	6	63	1	0	Mirer	18	10	141	1	0
Weldon	13	4	34	0	1	McGwire	4	1	3	0	0
Dilfer	8	4	40	0	0	Gelbaugh	7	4	47	1	0
TOTAL	29	14	137	1	1	TOTAL	29	15	191	2	0

PASS RECEIVING

Tampa Bay	No	Yds	LG	TD	Seattle	No	Yds	LG	TD
McDowell	4	44	24t	1	Johnson	3	27	9	0
3 players with	2				Strong	3	20	11	0
					2 players with	2			
TOTAL	14	137	24	1	TOTAL	15	191	52	2

DEFENSE

Tampa Bay — Tackles: Covington 10. **Sacks:** Ahanotu 1.0, Hunter 1.0. **Interceptions:** None. **Forced Fumbles:** Nickerson 1. **Fumble Recoveries:** B. Wilson 1.

Seattle — Tackles: Wells 8. **Sacks:** Blackmon 1.0, Porter 1.0. **Interceptions:** Bellamy 1. **Forced Fumbles:** Lang 1, Porter 1. **Fumble Recoveries:** Adams 1 (TD), Bellamy 1.

TEAM STATISTICS

	Tampa Bay	Seattle
Total First Downs	10	16
Third Down Eff.	5-16 31.3%	7-17 41.2%
Total Net Yards	207	282
Total Off. Plays (Incl. Sacks)	58	67
Avg. Per Play	3.6	4.2
Net Yards Rushing	80	111
Total Rushing Plays	27	36
Net Yards Passing	127	171
Times Sacked-Yards Lost	2-10	2-20
Pass Atts-Comps-Ints	29-14-1	29-15-0
Punts-Number And Avg.	8-42.1	9-42.3
Penalties-Number And Yards	8-55	9-59
Fumbles-Number And Lost	3-3	1-1
Touchdowns	1	4
Field Goals Made-Atts	0-0	0-0
Time Of Possession	27:39	32:21

3 Seattle Seahawks 30, Minnesota Vikings 19 **Saturday, August 20, 1994 — Husky Stadium**

Dan McGwire engineered three second half touchdown drives, including throwing two touchdown passes, as the Seahawks defeated the Minnesota Vikings, 30-19 in Husky Stadium. McGwire engineered a 79-yard, 8-play drive with the second half kickoff, ending with Lamar Smith's 27-yard scoring run, upping a 10-3 lead to 17-3. He then connected with Terrence Warren on a 14-yard scoring pass after Eugene Robinson's interception, and combined with Mack Strong on a 70-yarder in the fourth for a 30-11 advantage. Seattle took a 10-3 halftime lead on Chris Warren's two-yard scoring run and John Kasay's 55-yard into-the-wind field goal on the half's last play. The 55-yarder is a franchise best for the preseason and equaled the longest by a Seattle kicker in the regular season. The Seattle defense held the Vikings to 133 yards and one field goal in the first half, and recorded one takeaway. Smith rushed for a game-high 38 yards while Warren caught three passes for 37 yards. Strong accounted for 86 yards on his two receptions.

Minnesota	0	3	0	16	—	19
Seattle	7	3	14	6	—	30

SEA — C. Warren 2 run (Kasay kick)

MIN — Reveiz 44 FG

SEA — Kasay 55 FG

SEA — L. Smith 27 run (Kasay kick)

SEA — T. Warren 14 pass from McGwire (Kasay kick)

MIN — Truitt 4 pass from Johnson (Walsh pass from Johnson)

SEA — Strong 70 pass from McGwire (McGwire pass intercepted)

MIN — A. Jordan 5 pass from Ware (Truitt pass from Ware)

Att. — 45,497

INDIVIDUAL STATISTICS

RUSHING

Minnesota	Att	Yds	LG	TD	Seattle	Att	Yds	LG	TD
Allen	10	37	9	0	L. Smith	8	38	27t	1
R. Smith	6	25	7	0	Vaughn	5	31	12	0
Lee	5	11	6	0	C. Warren	7	24	8	1
TOTAL	23	80	9	0	TOTAL	29	116	27t	2

PASSING

Minnesota	A	C	Yds	TD	I	Seattle	A	C	Yds	TD	I
Moon	19	8	66	0	1	Mirer	18	8	64	0	0
Johnson	13	10	79	1	0	McGwire	9	7	147	2	2
TOTAL	51	27	226	2	2	TOTAL	27	15	211	2	2

PASS RECEIVING

Minnesota	No	Yds	LG	TD	Seattle	No	Yds	LG	TD
Walsh	5	52	20	0	T. Warren	3	37	16	1
Lee	5	32	12	0	Martin	3	26	9	0
A. Jordan	4	59	36	1	Vaughn	3	24	13	0
Truitt	4	33	11	1	Strong	2	86	70t	1
TOTAL	27	226	36	2	TOTAL	15	211	70t	2

DEFENSE

Minnesota — Tackles: Parker 5. **Sacks:** R. Harris 1.0. **Interceptions:** Abrams 1, Carpenter 1. **Forced Fumbles:** None. **Fumble Recoveries:** None.

Seattle — Tackles: Wells 8. **Sacks:** Nash 1.0. **Interceptions:** Stephens 1, E. Robinson 1. **Forced Fumbles:** None. **Fumble Recoveries:** None.

TEAM STATISTICS

	Minnesota	Seattle
Total First Downs	18	14
Third Down Eff.	8-19 42.1	6/14 42.9%
Total Net Yards	299	324
Total Off. Plays (Incl. Sacks)	75	57
Avg. Per Play	4.0	5.7
Net Yards Rushing	80	116
Total Rushing Plays	23	29
Net Yards Passing	219	208
Times Sacked-Yards Lost	1-7	1-3
Pass Atts-Comps-Ints	51-27-2	27-15-2
Punts-Number And Avg.	6-41.8	6-42.3
Penalties-Number And Yards	9-50	11-60
Fumbles-Number And Lost	0-0	0-0
Touchdowns	2	4
Field Goals Made-Atts	1-2	1-1
Time Of Possession	31:35	28:25

4 San Francisco 49ers 13, Seattle Seahawks 9 Friday, August 26, 1994 — Candlestick Park

The San Francisco 49ers scored 10 points on their first two possessions and held off the Seahawks 13-9 in the preseason finale for both teams. The 49ers Steve Young guided a pair of long drives, 11 plays, 54 yards, 5:18 TOP to Marc Logan's one-yard scoring run. A 17-play, 63-yard, 10:09 TOP ended in Doug Brien's 20-yard field goal. The Seahawks countered with field goals by John Kasay of 28 and 42 yards on their next two drives to cut the advantage to 10-6 at halftime. Kasay added a third field goal after the teams exchanged turnovers to start the third quarter, cutting the lead to 10-9, but Brien added his second three-pointer, a 29-yarder, on the ensuing drive, for a 13-9 lead. The Seahawks had two fourth quarter attempts to take the lead the first reaching the 49ers 42, before a punt, and the second ending with 1:06 left on Dana Hall's pass interception at the San Francisco 2. Young played the first half and completed 14-of-19 passes for 105 yards. As a team, the 49ers were 26-of-43 through the air for 226 yards, with one interception, and controlled the ball for 37:04. Robert Blackmon (interception) and Dean Wells (fumble recovery) had takeaways for Seattle.

Seattle	0	6	3	0	—	9
San Francisco	7	3	3	0	—	13
SF — Logan 2 run (Brien kick)						
SF — Brien 20 FG						
SEA — Kasay 28 FG						
SEA — Kasay 42 FG						
SEA — Kasay 27 FG						
SF — Brien 29 FG						
Att. — 54,004						

INDIVIDUAL STATISTICS

RUSHING

Seattle	Att	Yds	LG	TD	SF	Att	Yds	LG	TD
Strong	9	46	21	0	Watters	10	42	12	0
C. Warren	10	43	11	0	Walker	8	29	7	0
Johnson	1	5	5	0	Logan	4	18	10	1
TOTAL	22	97	21	0	TOTAL	34	99	12	1

PASSING

Seattle	A	C	Yds	TD	I	SF	A	C	Yds	TD	I
Mirer	15	10	86	0	0	S. Young	19	14	105	0	0
McGwire	13	7	66	0	2	Grbac	21	11	116	0	1
TOTAL	28	17	152	0	2	TOTAL	43	26	226	0	1

PASS RECEIVING

Seattle	No	Yds	LG	TD	SF	No	Yds	LG	TD
Martin	3	46	20	0	Watters	5	31	16	0
T. Warren	3	19	9	0	McCaffrey	4	55	20	0
3 players with	2				Jones	3	34	17	0
					Carolan	3	21	9	0
TOTAL	17	152	20	0	TOTAL	26	226	20	0

DEFENSE

Seattle — Tackles: Stephens 9. **Sacks:** Rodgers 1.0. **Interceptions:** Blackmon 1. **Forced Fumbles:** Bellamy 1. **Fumble Recoveries:** Wells 1.
San Francisco — Tackles: Mitchell 5. **Sacks:** Kelly 1.0, Mitchell 1.0. **Interceptions:** D. Hall 1, R. Hall 1. **Forced Fumbles:** None. **Fumble Recoveries:** None.

TEAM STATISTICS

	Seattle	San Francisco
Total First Downs	14	23
Third Down Eff.	6-16 37.5%	3-11 27.3
Total Net Yards	237	318
Total Off. Plays (Incl. Sacks)	52	78
Avg. Per Play	4.6	4.1
Net Yards Rushing	97	99
Total Rushing Plays	22	34
Net Yards Passing	140	219
Times Sacked-Yards Lost	2-12	1-7
Pass Atts-Comps-Ints	28-17-2	43-26-1
Punts-Number And Avg.	4-38.0	1-42.0
Penalties-Number And Yards	9-77	6-40
Fumbles-Number And Lost	0-0	1-1
Touchdowns	0	1
Field Goals Made-Atts	3-3	2-3
Time Of Possession	22:56	37:04

REGULAR SEASON

1 Seattle Seahawks 28, Washington Redskins 7 Sunday, September 4, 1994 — Robert F. Kennedy Stadium

The Seahawks captured their first season-opening win since 1988 and gave head coach Tom Flores his 100th career victory with a 28-7 win over the Washington Redskins. The win was Seattle's fifth in 19 openers and their third in 10 on the road. Chris Warren rushed for 100 yards on 22 carries and had two touchdowns. Terry Wooden recovered a fumble and returned an interception 69 yards for his first career touchdown. Washington took a 7-0 lead by taking the opening kickoff and scoring on John Friesz's touchdown pass to Desmond Howard. After gaining 82 yards during the game's first 3:54, Seattle limited the Redskins to 176 yards the rest of the day. Jon Vaughn forced a fumble that set up Warren's first score before Wooden picked off a Friesz pass and returned it for the go-ahead touchdown. Seattle went up 21-7 as Rick Mirer engineered a 53-yard drive that started with 2:14 left in the first half and with no timeouts. Mirer ended the drive with a five-yard scoring pass to Brian Blades with 11 seconds left. Warren ended the scoring with a four-yard third quarter run.

Seattle	7	14	7	0	—	28
Washington	7	0	0	0	—	7

WA — Howard 27 pass from Friesz (Lohmiller kick)

SEA — C. Warren 12 run (Kasay kick)

SEA — Wooden 69 interception return (Kasay kick)

SEA — Blades 5 pass from Rick Mirer (Kasay kick)

SEA — C. Warren 4 run (Kasay kick)

Att. — 52,930

INDIVIDUAL STATISTICS

RUSHING

Seattle	Att	Yds	LG	TD	Washington	Att	Yds	LG	TD
C. Warren	22	100	13	2	Brooks	12	31	9	0
Vaughn	8	58	14	0	Mitchell	4	18	8	0
TOTAL	38	184	14	2	TOTAL	21	34	9	0

PASSING

Seattle	A	C	Yds	TD	I	Washington	A	C	Yds	TD	I
Mirer	28	17	183	1	0	Friesz	32	17	210	1	2
						Shuler	8	3	14	0	0
TOTAL	28	17	183	1	0	TOTAL	40	20	224	1	2

PASS RECEIVING

Seattle	No	Yds	LG	TD	Washington	No	Yds	LG	TD
Blades	5	43	13	1	Ellard	7	105	25	0
Martin	4	59	22	0	Ervins	4	35	21	0
C. Warren	3	42	29	0	Brooks	3	12	5	0
TOTAL	17	183	29	1	TOTAL	20	224	27	1

DEFENSE

Seattle — Tackles: 4 players with 5. Sacks: None. Interceptions: Gray 1, Wooden 1 (TD). Forced Fumbles: None. Fumble Recoveries: None.

Washington — Tackles: Collins 9, Green 9. Sacks: Woods 1.0. Interceptions: None. Forced Fumbles: None. Fumble Recoveries: None.

TEAM STATISTICS

	Seattle	Washington
Total First Downs	23	17
Third Down Eff.	5-13 38.5%	3-12 25.0%
Total Net Yards	360	258
Total Off. Plays (Incl. Sacks)	67	61
Avg. Per Play	5.4	4.2
Net Yards Rushing	184	34
Total Rushing Plays	38	21
Net Yards Passing	4.8	1.6
Times Sacked-Yards Lost	1-7	0-0
Pass Atts-Comps-Ints	28-17-0	40-20-2
Punts-Number And Avg.	8-33.1	7-43.0
Penalties-Number And Yards	6-53	5-34
Fumbles-Number And Lost	2-0	1-1
Touchdowns	4	1
Field Goals Made-Atts	0-0	0-1
Time Of Possession	33:14	26:46

2 Seattle Seahawks 38, Los Angeles Raiders 9 Sunday, September 11, 1994 — L.A. Memorial Coliseum

The Seahawks turned four Los Angeles Raiders turnovers into 24 points, including three second half touchdown passes from Rick Mirer in a 10:03 span for a 38-9 win at the Los Angeles Memorial Coliseum. The win was the Seahawks first over the Raiders since 1989, breaking an eight-game losing streak. Seattle built a 10-3 halftime lead on Chris Warren's four-yard touchdown run and John Kasay's 33-yard field goal. Warren's run capped the Seahawks opening possession, while Kasay's kick was set up by Rafael Robinson's recovery of a fumbled punt at the Raiders 19. The third quarter saw Terry Wooden and Patrick Hunter pick off passes to set up Mirer's touchdown passes to Brian Blades and Michael Bates. It was Bates first career touchdown on only his second career reception. Bob Spitulski added his first career interception in the fourth quarter to set up Mirer's 38-yard scoring pass to Chris Warren. In all, Mirer passed for 243 yards and a career high three touchdowns. Terry Wooden picked off a pass for the second consecutive week and Rod Stephens collected four tackles, including a pair of sacks, and forced a fumble.

Seattle	7	3	14	14	—	38
Los Angeles	3	0	0	6	—	9

SEA — C. Warren 4 run (Kasay kick)

LA — Jaeger 26 FG

SEA — Kasay 33 FG

SEA — Blades 5 pass from Mirer (Kasay kick)

SEA — Bates 40 pass from Mirer (Kasay kick)

SEA — C. Warren 38 pass from Mirer (Kasay kick)

LA — McDaniel 41 fumble return (Evans pass failed)

SEA — Johnson 2 run (Kasay kick)

Att — 47,319

INDIVIDUAL STATISTICS

RUSHING

Seattle	Att	Yds	LG	TD	Los Angeles	Att	Yds	LG	TD
C. Warren	21	62	12	1	H. Williams	5	30	10	0
Vaughn	7	20	14	0	Hostetler	3	29	14	0
Mirer	4	14	9	0	Evans	1	23	23	0
TOTAL	38	97	14	2	TOTAL	14	99	23	0

PASSING

Seattle	A	C	Yds	TD	I	Los Angeles	A	C	Yds	TD	I
Mirer	26	19	242	3	0	Hostetler	36	17	181	0	3
						Evans	7	4	50	0	0
TOTAL	26	19	242	3	0	TOTAL	43	21	231	0	3

PASS RECEIVING

Seattle	No	Yds	LG	TD	Los Angeles	No	Yds	LG	TD
Martin	5	52	12	0	Ismail	6	77	18	0
Blades	4	45	23	1	Brown	6	61	13	0
C. Warren	3	51	38t	1	3 players with	2			
TOTAL	19	242	40t	3	TOTAL	21	231	18	0

DEFENSE

Seattle — Tackles: Gray 11. **Sacks:** Stephens 2.0. **Interceptions:** Hunter 1, Spitulski 1, Wooden 1. **Forced Fumbles:** Stephens 1. **Fumble Recoveries:** None.

Los Angeles — Tackles: Hoskins 12. **Sacks:** A. Smith 1.0. **Interceptions:** None. **Forced Fumbles:** Hoskins 1. **Fumble Recoveries:** McDaniel 1 (TD).

TEAM STATISTICS

	Seattle	Los Angeles
Total First Downs	22	20
Third Down Eff.	7-14 50.0%	3/9 33.3%
Total Net Yards	332	297
Total Off. Plays (Incl. Sacks)	65	61
Avg. Per Play	5.1	4.9
Net Yards Rushing	97	99
Total Rushing Plays	38	14
Net Yards Passing	235	198
Times Sacked-Yards Lost	1-7	4-33
Pass Atts-Comps-Ints	26-19-0	43-21-3
Punts-Number And Avg.	4-42.8	3-43.0
Penalties-Number And Yards	9-60	13-85
Fumbles-Number And Lost	2-1	2-1
Touchdowns	5	1
Field Goals Made-Atts	1-1	1-2
Time Of Possession	35:05	24:55

3 San Diego Chargers 24, Seattle Seahawks 10 Sunday, September 18, 1994 — Husky Stadium

The San Diego Chargers used a pair of big plays and an opportunistic defense to stop the Seahawks 24-10 before a Seahawks record home crowd of 65,536 in Husky Stadium. The Chargers Chris Mims recovered a fumble at the San Diego 14 stopping Seattle's game-opening drive and fellow lineman Reuben Davis dropped Jon Vaughn for a 20-yard loss from the one to lead the San Diego first half defensive effort. After John Carney's field goal and Natrone Means' one-yard run gave the Chargers a 10-3 halftime lead, safety Stanley Richard returned an interception 73 yards for a touchdown. Backed up to their own one, San Diego's Stan Humphries connected with Tony Martin on a 99-yard touchdown pass, the longest touchdown pass by an opponent in Seahawks history and equaling the longest in NFL history. Seattle cut the deficit to 24-10 on Chris Warren's 11-yard scoring run, but could get no closer. San Diego limited the Seahawks to 187 total yards, including 59 rushing and recorded six sacks, three by Leslie O'Neal. Seattle lost running backs Chris Warren (elbow) and Jon Vaughn (eye) and starting cornerbacks Carlton Gray (ankle) and Patrick Hunter (hamstring) to injuries during the game. Warren returned and his rushing touchdown gave him at least one in a club record six consecutive games. The Seahawks were led by the career-high 15 tackles of Terry Wooden.

San Diego	0	10	14	0	—	24
Seattle	0	3	0	7	—	10
SEA — Kasay	39 FG					
SD — Carney	36 FG					
SD — Means	1 run (Carney kick)					
SD — Richard	73 interception return (Carney kick)					
SD — Martin	99 pass from Humphries (Carney kick)					
SEA — C. Warren	11 run (Kasay kick)					
Att. —	65,536					

INDIVIDUAL STATISTICS

RUSHING

San Diego	Att	Yds	LG	TD	Seattle	Att	Yds	LG	TD
Means	24	86	9	1	C. Warren	14	55	15	1
Bieniemy	8	9	6	0	Mirer	4	18	12	0
TOTAL	33	95	9	1	TOTAL	24	59	15	1

PASSING

San Diego	A	C	Yds	TD	I	Seattle	A	C	Yds	TD	I
Humphries	29	19	262	1	0	Mirer	36	20	163	0	1
Martin	1	0	0	0	1						
TOTAL	30	19	262	1	1	TOTAL	36	20	163	0	1

PASS RECEIVING

San Diego	No	Yds	LG	TD	Seattle	No	Yds	LG	TD
Martin	6	152	99t	1	Blades	8	66	17	0
Harmon	5	44	18	0	Martin	4	40	16	0
Means	4	26	9	0	C. Warren	3	15	9	0
TOTAL	19	262	99t	1	TOTAL	20	163	17	0

DEFENSE

San Diego — Tackles: Seau 10. **Sacks:** O'Neal 3.0, Johnson 1.0, Lee 1.0, Seau 1.0. **Interceptions:** Richard 1 (TD). **Forced Fumbles:** None. **Fumble Recoveries:** Mims 1.

Seattle — Tackles: Wooden 15. **Sacks:** Nash 1.0, Williams 1.0. **Interceptions:** Hunter 1. **Forced Fumbles:** None. **Fumble Recoveries:** Stephens 1.

TEAM STATISTICS

	San Diego	Seattle
Total First Downs	18	23
Third Down Eff.	10/17 58.8%	5/13 38.5%
Total Net Yards	346	187
Total Off. Plays (Incl. Sacks)	65	66
Avg. Per Play	5.3	2.8
Net Yards Rushing	95	59
Total Rushing Plays	33	24
Net Yards Passing	251	128
Times Sacked-Yards Lost	2-11	6-35
Pass Atts-Comps-Ints	30-19-1	36-20-1
Punts-Number And Avg.	3-39.0	4-35.3
Penalties-Number And Yards	14-105	3-35
Fumbles-Number And Lost	1-1	1-1
Touchdowns	3	1
Field Goals Made-Atts	1-2	1-1
Time Of Possession	32:52	27:08

4 Seattle Seahawks 30, Pittsburgh Steelers 13 Sunday, September 25, 1994 — Husky Stadium

Chris Warren rushed for 126 yards and a touchdown and the Seahawks defense overcame 452 total yards allowed with four interceptions and a key goal line stand for a 30-13 win over the Steelers in Husky Stadium. Warren rushed for 82 of his total in the first half and ended the Seahawks game-opening drive with a three-yard score. It was his seventh straight game with a touchdown, equaling David Sims' team record. Warren extended his own record with a rushing touchdown in seven consecutive games. After Pittsburgh closed to within 7-3, Warren ran for 28 yards to the Pittsburgh one, setting up a touchdown pass. Rufus Porter's 33-yard interception return set up a field goal and a 17-6 halftime lead. Pittsburgh took the kickoff and advanced to a first-and-goal at the Seahawks two, but Seattle held with Eugene Robinson stopping Barry Foster from the one on fourth down. The fourth quarter saw Seattle pick off passes on three consecutive possessions the last by Orlando Watters, who returned it for a touchdown. Watters was making his first career start and was the first rookie free agent to start at cornerback for the Seahawks in their history. The four interceptions were the most by Seattle since they had five at Pittsburgh on December 6, 1992.

Pittsburgh	3	3	0	7	—	13
Seattle	7	13	0	10	—	30
SEA — C. Warren 3 run (Kasay kick)						
PGH — Anderson 31 FG						
SEA — Kasay 31 FG						
SEA — Junkin 1 pass from Mirer (Kasay kick)						
SEA — Kasay 40 FG						
PGH — Anderson 38 FG						
SEA — Watters 35 interception return (Kasay kick)						
PGH — Johnson 36 pass from O'Donnell (Anderson kick)						
SEA — Kasay 31 FG						
Att. — 59,637						

INDIVIDUAL STATISTICS

RUSHING

Pittsburgh	Att	Yds	LG	TD	Seattle	Att	Yds	LG	TD
Foster	21	96	13	0	C. Warren	26	126	28	1
Morris	3	14	16	0	Johnson	5	16	8	0
TOTAL	30	131	16	0	TOTAL	35	145	28	1

PASSING

Pittsburgh	A	C	Yds	TD	I	Seattle	A	C	Yds	TD	I
O'Donnell	43	21	282	1	4	Mirer	24	14	166	1	1
Tomczak	3	3	39	0	0						
TOTAL	46	24	321	1	4	TOTAL	24	14	166	1	1

PASS RECEIVING

Pittsburgh	No	Yds	LG	TD	Seattle	No	Yds	LG	TD
Johnson	7	99	36t	1	Martin	5	47	14	0
J.L. Williams	6	71	18	0	Blades	4	97	45	0
Green	5	67	23	0	C. Warren	3	14	13	0
TOTAL	24	321	36	1	TOTAL	14	166	45	1

DEFENSE

Pittsburgh — Tackles: Brown 14. **Sacks:** Brown 1.0, Greene 1.0. **Interceptions:** Perry 1. **Forced Fumbles:** Brown 1. **Fumble Recoveries:** None.

Seattle — Tackles: Wooden 12. **Sacks:** None. **Interceptions:** Blackmon 1, Porter 1, E. Robinson 1, Watters 1 (TD). **Forced Fumbles:** None. **Fumble Recoveries:** None.

TEAM STATISTICS

	Pittsburgh	Seattle
Total First Downs	29	20
Third Down Eff.	5-12 41.7%	5-13 38.5%
Total Net Yards	452	297
Total Off. Plays (Incl. Sacks)	76	61
Avg. Per Play	5.9	4.9
Net Yards Rushing	131	145
Total Rushing Plays	30	35
Net Yards Passing	4.4	4.1
Times Sacked-Yards Lost	0-0	2-14
Pass Atts-Comps-Ints	46-24-4	24-14-1
Punts-Number And Avg.	4-34.5	5-48.2
Penalties-Number And Yards	9-61	4-46
Fumbles-Number And Lost	0-0	1-0
Touchdowns	1	3
Field Goals Made-Atts	2-2	3-3
Time Of Possession	32:01	27:59

5 Indianapolis Colts 17, Seattle Seahawks 15 Sunday, October 2, 1994 — RCA Dome

Marshall Faulk rushed for a pair of short touchdowns and the Indianapolis defense stopped a fourth quarter comeback as the Colts defeated the Seahawks 17-15 in the RCA Dome. Faulk ran for a five-yard score in the first quarter and added a one-yarder on fourth down in the third. His first score overcame a 5-3 Seattle lead built on John Kasay's 42-yard field goal and Antonio Edwards' pressuring of Colts quarterback Jim Harbaugh into an intentional grounding call in the end zone. Kasay's kick was set up by Rod Stephens' forcing and recovering a fumble at the Colts 17 on their second offensive play. Indianapolis' first points came on a Dean Biasucci 45-yard field goal. Faulk's first score was set up by Eugene Daniels' pass interception and then upped the lead to 17-8 with a one-yard run on fourth-and-one in the third quarter. Seattle got the ball back twice, after Kelvin Martin's 30-yard touchdown reception closed the gap to 17-15. Both drives ended on downs, the first at the Indianapolis 33, after 14 plays, on a sack by Tony Siragusa, and the second at the Seahawks 40 on an incompletion. Martin equaled his single-game high with eight receptions, while recording his first career 100-yard game with 104. Faulk had a game-high 90 yards on 26 carries and added 23 yards on four receptions.

Seattle	5	3	0	7	—	15
Indianapolis	10	0	7	0	—	17

SEA — Kasay 42 FG

IND — Biasucci 45 FG

SEA — Safety, Harbaugh called for intentional grounding in end zone

IND — Faulk 5 run (Biasucci kick)

SEA — Kasay 45 FG

IND — Faulk 1 run (Biasucci kick)

SEA — Martin 30 pass from Mirer (Kasay kick)

Att. — 49,876

INDIVIDUAL STATISTICS

RUSHING

Seattle	Att	Yds	LG	TD	Indianapolis	Att	Yds	LG	TD
C. Warren	23	81	13	0	Faulk	26	90	23	2
Mirer	2	21	14	0	Potts	3	20	11	0
TOTAL	25	102	14	1	TOTAL	34	119	23	2

PASSING

Seattle	A	C	Yds	TD	I	Indianapolis	A	C	Yds	TD	I
Mirer	38	20	186	1	1	Harbaugh	27	15	181	0	0
TOTAL	38	20	186	1	1	TOTAL	27	15	181	0	0

PASS RECEIVING

Seattle	No	Yds	LG	TD	Indianapolis	No	Yds	LG	TD
Martin	8	104	30t	1	Dawkins	5	99	49	0
Blades	7	71	20	0	Faulk	4	23	13	0
C. Warren	4	0	5	0	Potts	3	25	14	0
TOTAL	20	186	30	1	TOTAL	15	181	49	0

DEFENSE

Seattle — Tackles: Wooden 12. **Sacks:** McCrary 1.0, E. Robinson 1.0. **Interceptions:** None. **Forced Fumbles:** Stephens 1. **Fumble Recoveries:** Stephens 1.

Indianapolis — Tackles: Watts 11. **Sacks:** Emtman 1.0, Noga 1.0, Siragusa 1.0. **Interceptions:** Daniel 1. **Forced Fumbles:** None. **Fumble Recoveries:** None.

TEAM STATISTICS

	Seattle	Indianapolis
Total First Downs	17	13
Third Down Eff.	7-16 43.8%	6-16 37.5%
Total Net Yards	276	287
Total Off. Plays (Incl. Sacks)	66	63
Avg. Per Play	4.2	4.6
Net Yards Rushing	102	119
Total Rushing Plays	25	34
Net Yards Passing	174	168
Times Sacked-Yards Lost	3-12	2-13
Pass Atts-Comps-Ints	38-20-1	27-15-0
Punts-Number And Avg.	4-49.5	5-31.2
Penalties-Number And Yards	8-60	8-57
Fumbles-Number And Lost	0-0	1-1
Touchdowns	1	2
Field Goals Made-Atts	2-3	2-2
Time Of Possession	27:28	32:32

6 Denver Broncos 16, Seattle Seahawks 9 Sunday, October 9, 1994 — Husky Stadium

The Seahawks suffered their second consecutive loss, dropping a 16-9 decision to the Denver Broncos in Husky Stadium. Denver converted five Seattle turnovers into 13 points, including two field goals by Jason Elam and John Elway's two-yard run for the game's only touchdown. Elam added a third field goal at the end of a 42-yard, nine-play drive. Seattle entered the game having turned the ball over only five times in their first five games. Denver's only touchdown drive was aided by two Seahawks penalties. An offside call nullified an Orlando Watters interception and a drive-stopping third down tackle by Robert Blackmon was negated by a holding call. Elway then scored on the next play. Leonard Russell rushed for a 103 yards on 24 carries, becoming the first runner in 1994 to hit the century mark against the Seahawks, and the first in 24 games dating back to October 17, 1993. For Seattle, Chris Warren rushed for 80 yards on 18 carries and added a career-high six receptions for 41 yards. Denver safety Steve Atwater had an interception and a fumble recovery, while cornerback Randy Hilliard intercepted a pass and forced two fumbles. For Seattle, linebacker Terry Wooden had his fourth straight game with at least 12 tackles, recording a game-high 12.

Denver	3	7	6	0	—	16
Seattle	0	3	3	3	—	9

DEN — Elam 26 FG

SEA — Kasay 37 FG

DEN — Elway 2 run (Elam kick)

SEA — Kasay 36 FG

DEN — Elam 33 FG

DEN — Elam 37 FG

SEA — Kasay 42 FG

Att. — 63,872

INDIVIDUAL STATISTICS

RUSHING

Denver	Att	Yds	LG	TD	Seattle	Att	Yds	LG	TD
L. Russell	24	103	22	0	C. Warren	18	80	20	0
Rivers	10	24	8	0	Mirer	1	11	11	0
TOTAL	44	150	22	1	TOTAL	20	94	20	0

PASSING

Denver	A	C	Yds	TD	I	Seattle	A	C	Yds	TD	I
Elway	29	15	146	0	0	Mirer	39	19	244	0	2
TOTAL	29	15	146	0	0	TOTAL	39	19	244	0	2

PASS RECEIVING

Denver	No	Yds	LG	TD	Seattle	No	Yds	LG	TD
Sharpe	7	87	32	0	Blades	6	90	22	0
Milburn	4	31	17	0	C. Warren	6	41	23	0
2 players with	2				Martin	3	37	15	0
TOTAL	15	146	32	0	TOTAL	19	244	39	0

DEFENSE

Denver — Tackles: Croel 6, B. Smith 6. **Sacks:** None. **Interceptions:** Atwater 1, Hilliard 1. **Forced Fumbles:** Hilliard 1. **Fumble Recoveries:** Atwater 1, R. Jones 1.

Seattle — Tackles: Wooden 12. **Sacks:** Adams 1.0, Spitulski 1.0. **Interceptions:** None. **Forced Fumbles:** None. **Fumble Recoveries:** None.

TEAM STATISTICS

	Denver	Seattle
Total First Downs	19	16
Third Down Eff.	6-17 35.3%	6-14 42.9%
Total Net Yards	278	338
Total Off. Plays (Incl. Sacks)	75	59
Avg. Per Play	3.7	5.7
Net Yards Rushing	150	94
Total Rushing Plays	44	20
Net Yards Passing	128	244
Times Sacked-Yards Lost	2-18	0-0
Pass Atts-Comps-Ints	29-15-0	39-19-2
Punts-Number And Avg.	6-44.3	4-48.5
Penalties-Number And Yards	3-35	8-46
Fumbles-Number And Lost	3-0	3-3
Touchdowns	1	0
Field Goals Made-Atts	3-4	3-3
Time Of Possession	34:10	25:50

7 Kansas City Chiefs 38, Seattle Seahawks 23 Sunday, October 23, 1994 — Arrowhead Stadium

Joe Montana and Marcus Allen paced the offense while the Kansas City defense held the Seahawks to 263 total yards and had three sacks in a 38-23 win at Arrowhead Stadium. Kansas City jumped to a 13-0 halftime lead on Montana's nine-yard scoring pass to Kimble Anders and two field goals. At the half, the Chiefs held the advantage in total yards (233-58), plays (42-18) and time of possession (21:13-8:47). Seattle came out on the opening drive of the second half going 11 plays, including 10 rushing, leading to Jon Vaughn's three-yard scoring run. Allen then scored his touchdown and a two-point conversion and Montana connected with Lake Dawson for a score. After a field goal, Rick Mirer and Brian Blades hooked up for a pair of scores from one-yard and nine-yards out. The first was set up by Warren's season-long 41-yard run to the Chiefs three. Kansas City's 38 points were the most against Seattle since Denver scored 41 on November 26, 1989, a span of 75 games. Their 477 total yards were the most surrendered since a Montana-led San Francisco team rolled up 580 on September 25, 1988. Warren had his third 100-yard game of the season with 117 on 19 attempts.

Seattle	0	0	7	16	—	23
Kansas City	0	13	8	17	—	38
KC — Anders	9 pass Montana (Elliott kick)					
KC — Elliott	49 FG					
KC — Elliott	34 FG					
SEA — Vaughn	3 run (Kasay kick)					
KC — Allen	36 run (Allen run)					
KC — Dawson	21 pass from Montana (Elliott kick)					
KC — Elliott	27 FG					
SEA — Blades	1 pass from Mirer (Blades pass from Mirer)					
KC — Martin	32 pass from Bono (Elliott kick)					
SEA — Blades	9 pass from Mirer (Vaughn run)					
Att —	78,847					

INDIVIDUAL STATISTICS

RUSHING

Seattle	Att	Yds	LG	TD	Kansas City	Att	Yds	LG	TD
C. Warren	19	117	41	0	Allen	14	77	36t	1
Vaughn	4	25	11	1	Hill	17	74	10	0
Mirer	3	16	9	0	Dawson	1	9	9	0
TOTAL	29	167	41	1	TOTAL	37	172	36t	1

PASSING

Seattle	A	C	Yds	TD	I	Kansas City	A	C	Yds	TD	I
Mirer	30	15	126	2	0	Montana	31	21	270	2	0
						Bono	2	2	41	1	0
TOTAL	30	15	126	2	0	TOTAL	33	23	311	3	0

PASS RECEIVING

Seattle	No	Yds	LG	TD	Kansas City	No	Yds	LG	TD
Blades	7	61	16	2	Dawson	5	93	25	1
Martin	3	37	23	0	Anders	5	33	9t	1
C. Warren	3	18	9	0	Davis	4	78	46	0
TOTAL	15	126	23	2	TOTAL	23	311	46	3

DEFENSE

Seattle — Tackles: Stephens 9. **Sacks:** Nash 1.0. **Interceptions:** None. **Forced Fumbles:** None. **Fumble Recoveries:** None.

Kansas City — Tackles: Smith 6. **Sacks:** Mickell 1.0, Smith 1.0, Thomas 1.0. **Interceptions:** None. **Forced Fumbles:** Taylor 1. **Fumble Recoveries:** Terry 1.

TEAM STATISTICS

	Seattle	Kansas City
Total First Downs	16	24
Third Down Eff.	6-15 40.0%	5-13 38.5%
Total Net Yards	263	477
Total Off. Plays (Incl. Sacks)	62	71
Avg. Per Play	4.2	6.7
Net Yards Rushing	167	172
Total Rushing Plays	29	37
Net Yards Passing	96	305
Times Sacked-Yards Lost	3-30	1-6
Pass Atts-Comps-Ints	30-15-0	33-23-0
Punts-Number And Avg.	5-45.6	2-38.5
Penalties-Number And Yards	4-35	6-40
Fumbles-Number And Lost	2-2	1-0
Touchdowns	3	4
Field Goals Made-Atts	0-0	3-4
Time Of Possession	24:57	35:03

8 San Diego Chargers 35, Seattle Seahawks 15 **Sunday, October 30, 1994 — Jack Murphy Stadium**

Seattle jumped to a 7-0 second quarter lead only to see the Chargers score 35 unanswered points for a 35-15 win at Jack Murphy Stadium. The loss was the Seahawks fourth straight and left them 0-for-October. Chris Warren scored on a nine-yard touchdown run 2:19 into the period. San Diego closed to 7-6 on a pair of field goals, before they converted a turnover into Ronnie Harmon's scoring run. Harmon added the two-point conversion for a 14-7 halftime lead. Another fumble set up Natrone Means five-yard score. Reserve quarterback Gale Gilbert replaced starter Stan Humphries (dislocated elbow) in the third quarter and guided the Chargers on three touchdown drives including throwing two touchdown passes. The Seahawks closed out the scoring on Jon Vaughn's 93-yard kickoff return touchdown with 1:28 left. Means rushed for 104 yards for the Chargers, his fourth straight game over the century mark. Warren rushed for 92 yards and Brian Blades caught six passes for 89 yards for Seattle, while Seahawks cornerback Carlton Gray ended an opponents streak of 118 straight pass attempts without an interception as he picked off Gilbert in the third quarter.

Seattle	0	7	0	8	—	15
San Diego	0	14	7	14	—	35
SEA — C. Warren 9 run (Kasay kick)						
SD — Carney 25 FG						
SD — Carney 39 FG						
SD — Harmon 15 run (Harmon pass from Humphries)						
SD — Means 5 run (Carney kick)						
SD — Pupunu 8 pass from Gilbert (Carney kick)						
SD — Martin 16 pass from Gilbert (Carney kick)						
SEA — Vaughn 93 kickoff return (C. Warren run)						
Att. — 59,001						

INDIVIDUAL STATISTICS

RUSHING

Seattle	Att	Yds	LG	TD	San Diego	Att	Yds	LG	TD
C. Warren	17	92	21	1	Means	26	104	20	1
T. Warren	3	15	11	0	Bieniemy	12	47	12	0
TOTAL	24	112	21	1	TOTAL	41	161	20	2

PASSING

Seattle	A	C	Yds	TD	I	San Diego	A	C	Yds	TD	I
Mirer	30	15	177	0	0	Humphries	17	7	86	0	0
						Gilbert	14	11	125	2	1
TOTAL	30	15	177	0	0	TOTAL	31	18	211	2	1

PASS RECEIVING

Seattle	No	Yds	LG	TD	San Diego	No	Yds	LG	TD
Blades	6	89	21	0	Martin	5	59	16t	1
C. Warren	4	11	5	0	Harmon	3	60	28	0
Martin	3	55	20	0	4 players with	2			
TOTAL	15	177	21	0	TOTAL	18	211	28	2

DEFENSE

Seattle — Tackles: Wooden 9. **Sacks:** Spitulski 1.0, Wooden 1.0. **Interceptions:** Gray 1. **Forced Fumbles:** None. **Fumble Recoveries:** None.

San Diego — Tackles: Seau 9. **Sacks:** O'Neal 2.0, Mims 1.0. **Interceptions:** None. **Forced Fumbles:** Richard 2. **Fumble Recoveries:** Carrington 1, Gordon 1.

TEAM STATISTICS

	Seattle	San Diego
Total First Downs	14	25
Third Down Eff.	4-14 28.6%	6-15 40.0%
Total Net Yards	283	348
Total Off. Plays (Incl. Sacks)	57	74
Avg. Per Play	5.0	4.7
Net Yards Rushing	112	161
Total Rushing Plays	24	41
Net Yards Passing	171	187
Times Sacked-Yards Lost	3-6	2-24
Pass Atts-Comps-Ints	30-15-0	31-18-1
Punts-Number And Avg.	8-43.6	6-48.0
Penalties-Number And Yards	11-80	3-18
Fumbles-Number And Lost	3-2	0-0
Touchdowns	2	4
Field Goals Made-Atts	0-0	2-2
Time Of Possession	25:59	34:01

9 Cincinnati Bengals 20, Seattle Seahawks 17 (Overtime) Sunday, November 6, 1994 — Kingdome

Doug Pelfrey's Cincinnati record sixth field goal of the game, 8:14 left into overtime, gave the visiting Bengals their first win of 1994, 20-17 over the Seahawks. The game was Seattle's first in the Kingdome since December 26, 1993, because of ceiling repair work. Pelfrey's kick came one play after quarterback Jeff Blake connected on a 76-yard pass to Darnay Scott to the Seattle 7. Blake, making only his second career start, threw for 387 yards, the sixth most yards by an opposing quarterback in team history. Scott had a personal best 157 yards as Cincinnati gained 496 total yards, the most allowed by Seattle since 1988. Pelfrey's six field goals broke the Bengals team record of five set four times previously, including once by Pelfrey. It also tied the Seahawks opponent record. His fifth with 4:27 left tied the game at 17-17. It was the 24th time in the Seahawks history that the team had not allowed a touchdown and dropped their record to 22-2. Seattle's Brian Blades became the second player in team history to have both a rushing and receiving play of at least 40 yards in the same game. Rod Stephens' 16 tackles led the defense and were the most by a Seattle player since 1987.

Cincinnati	5	3	3	6	3	—	20
Seattle	7	0	3	7	0	—	17

SEA — Johnson 1 run (Kasay kick)

CIN — Safety, Williams sacked Mirer in end zone

CIN — Pelfrey 36 FG

CIN — Pelfrey 44 FG

CIN — Pelfrey 36 FG

SEA — Kasay 23 FG

CIN — Pelfrey 47 FG

SEA — S. Smith 1 run (Kasay kick)

CIN — Pelfrey 28 FG

CIN — Pelfrey 26 FG

Att. — 46,630

INDIVIDUAL STATISTICS

RUSHING

Cincinnati	Att	Yds	LG	TD	Seattle	Att	Yds	LG	TD
Fenner	15	49	8	0	C. Warren	24	92	18	0
Broussard	9	32	10	0	Blades	1	40	40	0
Blake	5	23	13	0	Mirer	1	12	12	0
TOTAL	34	119	13	0	TOTAL	29	148	40	2

PASSING

Cincinnati	A	C	Yds	TD	I	Seattle	A	C	Yds	TD	I
Blake	43	31	387	0	1	Mirer	32	13	181	0	0
TOTAL	43	31	387	0	1	TOTAL	32	13	181	0	0

PASS RECEIVING

Cincinnati	No	Yds	LG	TD	Seattle	No	Yds	LG	TD
Scott	7	157	76	0	Blades	4	85	41	0
Broussard	5	31	9	0	Martin	4	38	13	0
3 players with	4				Green	2	32	20	0
TOTAL	31	387	76	0	TOTAL	13	181	41	0

DEFENSE

Cincinnati — Tackles: D. Williams 8, Oliver 8. **Sacks:** Oliver 1.0, Wilkinson 1.0, A. Williams 1.0 (Safety). **Interceptions:** None. **Forced Fumbles:** Rucker 1. **Fumble Recoveries:** Brim 1.

Seattle — Tackles: Stephens 16. **Sacks:** Adams 1.0, Edwards 1.0. **Interceptions:** R. Robinson 1. **Forced Fumbles:** Williams 1, Wooden 1. **Fumble Recoveries:** Blackmon 1.

TEAM STATISTICS

	Cincinnati	Seattle
Total First Downs	23	211
Third Down Eff.	4-16 25.0%	6-15 40.0%
Total Net Yards	496	318
Total Off. Plays (Incl. Sacks)	79	64
Avg. Per Play	6.3	5.0
Net Yards Rushing	119	148
Total Rushing Plays	34	29
Net Yards Passing	377	170
Times Sacked-Yards Lost	2-10	3-11
Pass Atts-Comps-Ints	43-31-1	32-13-0
Punts-Number And Avg.	4-52.3	7-41.0
Penalties-Number And Yards	12-74	2-25
Fumbles-Number And Lost	3-1	1-1
Touchdowns	0	2
Field Goals Made-Atts	6-6	1-1
Time Of Possession	39:48	28:26

10 Denver Broncos 17, Seattle Seahawks 10

Sunday, November 13, 1994 — Mile High Stadium

Leonard Russell's 11-yard touchdown run with 5:43 left and a fourth down stop by the defense gave the Denver Broncos a 17-10 win over the Seahawks at Mile High Stadium. The win was the fourth straight by the Broncos over the Seahawks and puts them 14-3 all-time at home against Seattle. Denver used a second quarter scoring run by John Elway and a third quarter field goal to build a 10-0 lead before the Seahawks rallied to tie the game at 10-10. After a field goal, Chris Warren capped a 43-yard drive after Orlando Watters' interception with a touchdown run. Denver answered with a drive of their own capped by Russell's run. The Seahawks had one late drive, moving from their own 15 to the Broncos 22, primarily on the strength of Warren's 51-yard reception, but the Broncos held on downs with 1:19. Seattle was only 1-of-11 on third downs and failed three times to convert third-and-one situations and was penalized 12 times to only one for Denver. Warren accounted for a career-high 200 total yards from scrimmage, as Seattle gained 289 yards for the game. His 51-yard reception and 78 total receiving yards were a personal high. Warren added 122 yards rushing on 18 carries for his fourth 100-yard game of the season and 10th of his career. Russell had 109 rushing yards, the most allowed an individual by Seattle since the Philadelphia Eagles Herschel Walker had 111 on 12/13/92.

Seattle	0	0	3	7	—	10
Denver	0	7	3	7	—	17

DEN — Elway 12 run (Elam kick)

DEN — Elam 42 FG

SEA — Kasay 19 FG

SEA — C. Warren 23 run (Kasay kick)

DEN — L. Russell 11 run (Elam kick)

Att. — 71,290

INDIVIDUAL STATISTICS

RUSHING

Seattle	Att	Yds	LG	TD	Denver	Att	Yds	LG	TD
C. Warren	18	122	23t	1	L. Russell	19	109	22	1
S. Smith	3	14	9	0	Elway	9	36	12t	1
Vaugh	3	14	16	0	Clark	4	19	11	0
TOTAL	28	158	23t	1	TOTAL	38	169	22	2

PASSING

Seattle	A	C	Yds	TD	I	Denver	A	C	Yds	TD	I
Mirer	29	10	133	0	0	Elway	32	17	146	0	2
Tuten	1	0	0	0	0	Rivers	1	0	0	0	0
TOTAL	30	10	133	0	0	TOTAL	33	17	146	0	2

PASS RECEIVING

Seattle	No	Yds	LG	TD	Denver	No	Yds	LG	TD
Martin	5	49	13	0	Milburn	5	27	19	0
C. Warren	4	78	51	0	Sharpe	3	28	10	0
Blades	1	6	6	0	Rivers	3	19	9	0
TOTAL	10	133	51	0	TOTAL	17	146	24	0

DEFENSE

Seattle — Tackles: 4 players with 8. **Sacks:** Adams 1.0, Kennedy 1.0. **Interceptions:** Watters 1, Wooden 1. **Forced Fumbles:** None. **Fumble Recoveries:** None.

Denver — Tackles: Hilliard 9. **Sacks:** Dronett 1.0, Fletcher 1.0. **Interceptions:** None. **Forced Fumbles:** Croel 1, Dronett 1. **Fumble Recoveries:** Mecklenburg 1.

TEAM STATISTICS

	Seattle	Denver
Total First Downs	14	21
Third Down Eff.	1-11 9.1%	6-16 37.5%
Total Net Yards	289	297
Total Off. Plays (Incl. Sacks)	60	73
Avg. Per Play	4.8	4.1
Net Yards Rushing	158	169
Total Rushing Plays	28	38
Net Yards Passing	131	128
Times Sacked-Yards Lost	2-2	2-18
Pass Atts-Comps-Ints	30-10-0	33-17-2
Punts-Number And Avg.	5-46.2	5-37.0
Penalties-Number And Yards	12-79	1-23
Fumbles-Number And Lost	2-1	1-0
Touchdowns	1	2
Field Goals Made-Atts	1-2	1-1
Time Of Possession	27:06	32:54

11 Seattle Seahawks 22, Tampa Bay Buccaneers 21 Sunday, November 20, 1994 — Kingdome

Mack Strong's seven-yard touchdown with 42 seconds left gave the Seahawks a 22-21 win over the Tampa Bay Buccaneers. Strong, who was in the game because of a hip injury to starting running back Chris Warren, contributed three carries for 20 yards and one reception for 5 yards on the drive. A first-year player, Strong was seeing action on offense for the first time in his career after spending the 1993 season on the practice squad. Seattle jumped to a 15-0 lead on a pair of Rick Mirer touchdown passes and Rick Tuten's two-point conversion run. Warren rushed for 76 yards on 10 carries in the first quarter, surpassing the 1,000-yard mark for the third consecutive season, and finished the first half with 114 yards on 14 carries. He was injured on his second carry of the second half and finished with 116 yards on 16 carries. Tampa Bay rebounded to take an 18-15 fourth quarter lead on two Craig Erickson touchdown passes and two field goals. Eugene Robinson sealed the win with an end zone interception on the game's final play. Eric Rhett rushed for 111 yards on 24 carries for Tampa Bay, who controlled the ball for 33:09 and was a plus-1 in the takeaway/turnover ratio. Martin Mayhew had an interception and a fumble recovery for the Buccaneers.

Tampa Bay	0	7	3	11	—	21
Seattle	7	8	0	7	—	22

SEA — C. Warren 3 pass from Mirer (Kasay kick)

SEA — Vaughn 5 pass from Mirer (Tuten run)

TB — Hawkins 2 pass from Erickson (Husted kick)

TB — Husted 30 FG

TB — Hawkins 13 pass from Erickson (Rhett run)

TB — Husted 35 FG

SEA — Strong 7 run (Kasay kick)

Att — 37,466

INDIVIDUAL STATISTICS

RUSHING

Tampa Bay	Att	Yds	LG	TD	Seattle	Att	Yds	LG	TD
Rhett	24	111	27	0	C. Warren	16	116	31	0
Royster	4	11	6	0	Strong	9	37	7t	1
TOTAL	32	120	27	0	TOTAL	34	177	31	1

PASSING

Tampa Bay	A	C	Yds	TD	I	Seattle	A	C	Yds	TD	I
Erickson	32	22	212	2	1	Mirer	25	13	127	2	1
TOTAL	32	22	212	2	1	TOTAL	25	13	127	2	1

PASS RECEIVING

Tampa Bay	No	Yds	LG	TD	Seattle	No	Yds	LG	TD
Dawswy	6	63	16	0	Blades	5	58	20	0
Hawkins	6	41	13t	2	Green	2	17	9	0
2 players with	3				C. Warren	2	16	13	1
TOTAL	22	212	26	2	TOTAL	13	127	20	2

DEFENSE

Tampa Bay — Tackles: Nickerson 9. **Sacks:** Dotson 1.0. **Interceptions:** Mayhew 1. **Forced Fumbles:** Culpepper 1, Marts 1. **Fumble Recoveries:** Marts 1, Mayhew 1.

Seattle — Tackles: Wooden 9. **Sacks:** None. **Interceptions:** E. Robinson 1. **Forced Fumbles:** Stephens 1. **Fumble Recoveries:** Wooden 1.

TEAM STATISTICS

	Tampa Bay	Seattle
Total First Downs	23	18
Third Down Eff.	3-11 27.3%	10-15 66.7%
Total Net Yards	332	294
Total Off. Plays (Incl. Sacks)	64	60
Avg. Per Play	5.2	4.9
Net Yards Rushing	120	177
Total Rushing Plays	32	34
Net Yards Passing	212	117
Times Sacked-Yards Lost	0-0	1-10
Pass Atts-Comps-Ints	32-22-1	25-13-1
Punts-Number And Avg.	4-37.3	3-49.3
Penalties-Number And Yards	8-81	7-53
Fumbles-Number And Lost	1-1	2-2
Touchdowns	2	3
Field Goals Made-Atts	2-2	0-0
Time Of Possession	33:09	26:51

12 Seattle Seahawks 10, Kansas City Chiefs 9

Sunday, November 27, 1994 — Kingdome

The Seahawks scored 10 fourth quarter points, capped by John Kasay's 32-yard field goal with 1:42 left for a 10-9 win over the Kansas City Chiefs. The win was the Seahawks first over the Chiefs since 1990 snapping a seven-game losing streak to Kansas City. It also marked the first time in franchise history that the Seahawks have posted back-to-back one-point wins. The visitors took a 6-0 lead into the fourth quarter on a pair of Lin Elliott field goals. Seattle answered with a Steve Smith touchdown run before the Chiefs countered with Elliott's third field goal. The two teams then exchanged punts with the Seahawks Kelvin Martin returning his 16 yards to the Chiefs 39 with 2:57 left. Rick Mirer connected with Brian Blades for 16 yards and three Chris Warren runs positioned the ball on the 14 for Kasay's kick. Kansas City had one last drive moving to their own 43, but Orlando Watters forced a fumble, which Robert Blackmon recovered and Seattle ran out the clock. Blackmon tied a Seattle record with two fumble recoveries, while also forcing one. Cortez Kennedy had a season-high 9 tackles. The Chiefs bottled up Warren, the AFC's leading rusher, holding him to 53 yards on 22 carries, but allowed Blades 141 receiving yards, the most by a Seattle receiver since he had 160 at New Orleans on September 1, 1991. Kansas City played the last 16:00 minutes of the game without quarterback Joe Montana, who left the game with a foot injury.

Kansas City	3	3	0	3	—	9
Seattle	0	0	0	10	—	10
KC — Elliott 32 FG						
KC — Elliott 23 FG						
SEA — S. Smith 2 run (Kasay kick)						
KC — Elliott 38 FG						
SEA — Kasay 32 G						
Att — 54,120						

INDIVIDUAL STATISTICS

RUSHING

Kansas City	Att	Yds	LG	TD	Seattle	Att	Yds	LG	TD
Bennett	8	42	17	0	C. Warren	22	53	14	0
Hill	13	38	6	0	Mirer	3	4	6	0
Anders	8	35	14	0	S. Smith	1	2	2t	1
TOTAL	29	115	17	0	TOTAL	26	59	14	1

PASSING

Kansas City	A	C	Yds	TD	I	Seattle	A	C	Yds	TD	I
Montana	35	19	163	0	0	Mirer	31	15	195	0	0
Bono	12	7	39	0	0	McGwire	4	3	23	0	0
TOTAL	47	26	202	0	0	TOTAL	35	18	218	0	0

PASS RECEIVING

Kansas City	No	Yds	LG	TD	Seattle	No	Yds	LG	TD
Dawson	8	66	23	0	Blades	7	141	34	0
Anders	5	43	14	0	Green	5	38	9	0
Walker	4	25	10	0	C. Warren	3	14	8	0
TOTAL	26	202	23	0	TOTAL	18	218	34	0

DEFENSE

Kansas City — Tackles: White 9. **Sacks:** McDaniels 1.0, Thomas 1.0. **Interceptions:** None. **Forced Fumbles:** Carter 1. **Fumble Recoveries:** None.

Seattle — Tackles: Kennedy 9. **Sacks:** Sinclair 1.0. **Interceptions:** None. **Forced Fumbles:** Blackmon 1, Watters 1. **Fumble Recoveries:** Blackmon 2.

TEAM STATISTICS

	Kansas City	Seattle
Total First Downs	18	12
Third Down Eff.	7-19 36.8%	3-16 18.8%
Total Net Yards	312	266
Total Off. Plays (Incl. Sacks)	77	63
Avg. Per Play	4.1	4.2
Net Yards Rushing	115	59
Total Rushing Plays	29	26
Net Yards Passing	4.0	2.3
Times Sacked-Yards Lost	1-5	2-11
Pass Atts-Comps-Ints	47-26-0	35-18-0
Punts-Number And Avg.	7-39.4	10-43.5
Penalties-Number And Yards	2-15	5-40
Fumbles-Number And Lost	2-2	1-0
Touchdowns	0	1
Field Goals Made-Atts	3-4	1-1
Time Of Possession	32:04	27:56

13 Indianapolis Colts 31, Seattle Seahawks 19

Sunday, December 4, 1994 — Kingdome

Marshall Faulk and Ray Buchanan sparked the Indianapolis Colts to a 30-19 win over the Seahawks in the Kingdome. Faulk rushed for a Seattle 1994 opponent best 127 yards, including a 45-yard touchdown run, while Buchanan returned an interception 37 yards for a score and recorded a sack. The touchdowns allowed the Colts to overcome a 10-0 Seattle lead built on John Kasay's field goal and Rick Mirer's scoring pass to Paul Green 11 seconds apart in the first quarter. Kasay cut the Indianapolis lead to 14-13 with a field goal before the Colts Dan Majkowski scored on a one-yard run and threw a scoring pass to Sean Dawkins. Faulk had 138 of the Colts 288 yards, while the defense held Seattle to 238 total yards, recorded five sacks and forced five turnovers. Tony Siragusa had 10 tackles, two sacks, and forced and recovered a fumble. Chris Warren, playing with two fractured ribs suffered in a Thursday evening traffic accident, rushed for 81 yards for the Seahawks. Green caught seven passes, equaling the team record for a tight end. Seattle lost quarterback Rick Mirer in the second quarter with a fractured left thumb, which required surgery. Brian Blades caught four passes to surpass 400 for his career.

Indianapolis	7	7	7	10	—	31
Seattle	10	3	0	6	—	19
SEA — Kasay 37 FG						
SEA — Green 18 pass from Mirer (Kasay kick)						
IND — Faulk 45 run (Biasucci kick)						
IND — Biasucci 37 FG						
SEA — Kasay 31 FG						
IND — Majkowski 1 run (Biasucci kick)						
IND — Dawkins 16 pass from Majkowski (Biasucci kick)						
IND — Biasucci 21 FG						
SEA — S. Smith 1 pass from McGwire (McGwire pass incomplete)						
Att. — 39,574						

INDIVIDUAL STATISTICS

RUSHING

Indianapolis	Att	Yds	LG	TD	Seattle	Att	Yds	LG	TD
Faulk	27	129	45t	1	C. Warren	23	81	9	0
Warren	5	50	34	0	Strong	2	17	14	0
TOTAL	39	183	45t	2	TOTAL	27	107	14	0

PASSING

Indianapolis	A	C	Yds	TD	I	Seattle	A	C	Yds	TD	I
Majkowski	19	10	105	1	2	Mirer	13	5	28	1	1
						McGwire	24	15	145	1	1
TOTAL	19	10	105	1	2	TOTAL	37	20	173	2	2

PASS RECEIVING

Indianapolis	No	Yds	LG	TD	Seattle	No	Yds	LG	TD
Dawkins	3	42	21	1	Green	7	35	18t	1
Turner	3	29	13	0	Blades	4	55	36	0
Potts	2	16	9	0	2 players with	3			
TOTAL	10	105	21	1	TOTAL	20	173	36	2

DEFENSE

Indianapolis — Tackles: Siragusa 10. **Sacks:** Siragusa 2.0, Bennett 1.0, Buchanan 1.0, McCoy 1.0. **Interceptions:** Ambrose 1, Buchanan 1 (TD). **Forced Fumbles:** Bennett 1, Grant 1, McCoy 1. **Fumble Recoveries:** Buchanan 1, McCoy 1, Siragusa 1.

Seattle — Tackles: Stephens 10. **Sacks:** None. **Interceptions:** Hunter 1, E. Robinson 1. **Forced Fumbles:** None. **Fumble Recoveries:** E. Robinson 1.

TEAM STATISTICS

	Indianapolis	Seattle
Total First Downs	14	15
Third Down Eff.	3-12 25.0%	5-16 31.3%
Total Net Yards	288	238
Total Off. Plays (Incl. Sacks)	58	69
Avg. Per Play	5.0	3.4
Net Yards Rushing	183	107
Total Rushing Plays	39	27
Net Yards Passing	105	131
Times Sacked-Yards Lost	0-0	5-42
Pass Atts-Comps-Ints	19-10-2	37-20-2
Punts-Number And Avg.	6-40.2	7-39.1
Penalties-Number And Yards	2-10	13-124
Fumbles-Number And Lost	3-2	3-3
Touchdowns	4	2
Field Goals Made-Atts	1-1	2-2
Time Of Possession	28:15	31:45

14 Seattle Seahawks 16, Houston Oilers 14

Sunday, December 19, 1994 — Astrodome

Chris Warren rushed for a personal best 185 yards as the Seahawks held on to defeat the Houston Oilers 16-14 in the Astrodome. Playing with cracked ribs, Warren carried 30 times and had runs of 33 yards for a touchdown and 32 yards. Both his yards and attempts were the third most in team history and were achieved despite ribs that limited him to two carries for one yard in the fourth quarter. Strong took over in that quarter with four carries for 22 yards. Dan McGwire made his first start since October 11, 1992, and third of his career. Seattle jumped to a 16-0 lead on John Kasay's field goal and touchdown runs by Warren and Mack Strong. Cortez Kennedy had set up Kasay's field goal by forcing and recovering a fumble on the game's first play. Kennedy contributed six tackles, three tackles for loss, two sacks, and a forced and recovered fumble to a Seattle defense that limited the Oilers to 208 total yards. Houston scored on a Billy Joe Tolliver-to-Webster Slaughter pass and a 78-yard punt return by Ernest Givins, the Oilers first since 1977. Tolliver connected with Haywood Jeffires on a two-point conversion after Slaughter's score, but strong safety Robert Blackmon stopped Todd McNair with a Tolliver pass at the one after Givins' score. The Oilers had one last chance, recovering an onside kick attempt at their own 47, but Orlando Watters picked off Tolliver's fourth down attempt. The Seahawks lost free safety Eugene Robinson (Achilles) and left tackle Ray Roberts (broken leg) for the season during the game.

Seattle	3	7	6	0	—	16
Houston	0	0	0	14	—	14

SEA — Kasay 40 FG

SEA — C. Warren 33 run (Kasay kick)

SEA — Strong 13 run (Kasay kick blocked by Childress)

HOU — Slaughter 36 pass from Tolliver (Jeffires pass from Tolliver)

HOU — Givins 78 punt return (McNair pass from Tolliver failed)

Att. — 31,453

INDIVIDUAL STATISTICS

RUSHING

Seattle	Att	Yds	LG	TD	Houston	Att	Yds	LG	TD
C. Warren	30	185	33t	1	White	17	53	9	0
Strong	10	44	13t	1	G. Brown	1	9	9	0
Johnson	3	22	14	0	Tolliver	2	1	2	0
TOTAL	50	266	33t	2	TOTAL	20	63	9	0

PASSING

Seattle	A	C	Yds	TD	I	Houston	A	C	Yds	TD	I
McGwire	17	8	95	0	0	Tolliver	29	16	184	1	1
TOTAL	17	8	95	0	0	TOTAL	29	16	184	1	1

PASS RECEIVING

Seattle	No	Yds	LG	TD	Houston	No	Yds	LG	TD
S. Smith	2	32	19	0	Slaughter	5	66	36t	1
Blades	2	29	28	0	Givins	5	48	18	0
Johnson	2	16	11	0	Carter	4	49	19	0
TOTAL	8	95	28	0	TOTAL	16	184	36t	1

DEFENSE

Seattle — Tackles: Taylor 7. **Sacks:** Kennedy 2.0, Adams 1.0, Spitulski 1.0, McCrary 0.5, Sinclair 0.5, Stephens 0.5, Wooden 0.5. **Interceptions:** Watters 1. **Forced Fumbles:** Kennedy 1. **Fumble Recoveries:** Kennedy 1. **Houston — Tackles:** Robertson 11. **Sacks:** Childress 2.0, Barrow 1.5, Lathon 0.5. **Interceptions:** None. **Forced Fumbles:** Childress 1. **Fumble Recoveries:** Montgomery 1.

TEAM STATISTICS

	Seattle	Houston
Total First Downs	21	14
Third Down Eff.	8-18 44.4%	3-12 25.0%
Total Net Yards	330	208
Total Off. Plays (Incl. Sacks)	71	55
Avg. Per Play	4.6	3.8
Net Yards Rushing	266	63
Total Rushing Plays	50	20
Net Yards Passing	5.3	3.2
Times Sacked-Yards Lost	4-31	6-39
Pass Atts-Comps-Ints	17-8-0	29-16-1
Punts-Number And Avg.	6-41.0	6-41.7
Penalties-Number And Yards	6-47	4-43
Fumbles-Number And Lost	1-1	1-1
Touchdowns	2	2
Field Goals Made-Atts	1-1	0-0
Time Of Possession	37:14	22:46

15 Los Angeles Raiders 17, Seattle Seahawks 16

Sunday, December 18, 1994 — Kingdome

The Los Angeles Raiders escaped with a 17-16 win in the Kingdome, when Seattle kicker John Kasay's 43-yard field goal attempt with 9 seconds left was wide right. Kasay's kick came at the end of a 10-play drive started on the Seattle 26 and included a pair of Dan McGwire completion's to Kelvin Martin for 51 yards, a 19-yarder on fourth-and-17 and a 32-yarder to the Raiders 30. Chris Warren then ran twice for five yards setting up Kasay. After a scoreless first quarter, the Raiders jumped to a 7-0 lead on Harvey Williams five-yard run. After the teams traded field goals, Seattle tied the game with 1:00 left in the first half on Warren's 33-yard run. The Seahawks upped their lead to 16-10 on two Kasay field goals, before Hostetler countered with a 77-yard touchdown strike to Tim Brown and a 17-16 lead. Seattle had three more possessions and mounted a drive only on the last one. Warren rushed for 122 yards on 24 carries to set a new franchise single-season record of 1,484 yards, eclipsing Curt Warner's 1986 mark of 1,481 yards. It was his seventh 100-yard game of 1994, tying Warner's record. Brian Blades caught five passes for 70 yards, surpassing 1,000 yards for the third time in his career. Brown caught four passes for 107 yards for the Raiders, while Williams rushed for 93 yards. It was the first game of his career that Eugene Robinson did not play. It was also the first game in Seattle's 291-game history that neither team turned the ball over.

Los Angeles	0	10	0	7	—	17
Seattle	0	10	3	3	—	16

LA — H. Williams 5 run (Jaeger kick)

SEA — Kasay 41 FG

LA — Jaeger 24 FG

SEA — C. Warren 33 run (Kasay kick)

SEA — Kasay 50 FG

SEA — Kasay 33 FG

LA — Brown 77 pass from Hostetler (Jaeger kick)

Att — 53,301

INDIVIDUAL STATISTICS

RUSHING

Los Angeles	Att	Yds	LG	TD	Seattle	Att	Yds	LG	TD
H. Williams	20	93	12	1	C. Warren	24	122	33t	1
Rathman	2	12	8	0	Strong	3	9	5	0
Hostetler	4	9	11	0	McGwire	3	-6	0	0
TOTAL	27	116	12	1	TOTAL	30	125	33t	1

PASSING

Los Angeles	A	C	Yds	TD	I	Seattle	A	C	Yds	TD	I
Hostetler	29	17	235	1	0	McGwire	34	14	166	0	0
TOTAL	29	17	235	1	0	TOTAL	34	14	166	0	0

PASS RECEIVING

Los Angeles	No	Yds	LG	TD	Seattle	No	Yds	LG	TD
Brown	4	107	77t	1	Blades	5	70	36	0
Ismail	4	65	38	0	Green	4	32	13	0
Rathman	3	26	17	0	Martin	3	47	32	0
TOTAL	17	235	77t	1	TOTAL	14	166	36	0

DEFENSE

Los Angeles — Tackles: Bates 7. Sacks: McGlockton 2.0. Interceptions: None. Forced Fumbles: McGlockton 1. Fumble Recoveries: None.

Seattle — Tackles: Wooden 8. Sacks: Sinclair 2.0, Edwards 1.5, Porter 1.5. Interceptions: None. Forced Fumbles: None. Fumble Recoveries: None.

TEAM STATISTICS

	Los Angeles	Seattle
Total First Downs	16	14
Third Down Eff.	4-14 28.6%	5-18 27.8%
Total Net Yards	322	280
Total Off. Plays (Incl. Sacks)	61	66
Avg. Per Play	5.3	4.2
Net Yards Rushing	116	125
Total Rushing Plays	27	30
Net Yards Passing	206	155
Times Sacked-Yards Lost	5-29	2-11
Pass Atts-Comps-Ints	29-17-0	34-14-0
Punts-Number And Avg.	8-42.4	8-44.4
Penalties-Number And Yards	7-50	9-50
Fumbles-Number And Lost	0-0	4-0
Touchdowns	2	1
Field Goals Made-Atts	1-1	3-4
Time Of Possession	29:36	30:24

16 Cleveland Browns 35, Seattle Seahawks 9

Saturday, December 24, 1994 — Cleveland Stadium

Vinny Testaverde passed for two touchdowns and ran for another to lead the playoff-bound Cleveland Browns to a 35-9 win over the Seahawks in Cleveland. The win clinched a first-round home postseason game for Cleveland, while the Seahawks finished the season 6-10 for the second consecutive season. Cleveland's game-opening drive was capped by Eric Metcalf's six-yard touchdown run. Testaverde accounted for both second quarter scores as the Browns took a 21-0 halftime lead. Cleveland outgained the Seahawks 205-98 in the first half, controlling the ball for 19:31. After John Kasay kicked a 30-yard field goal on the first possession of the second half, Testaverde threw his second touchdown pass. Mark Carrier concluded the Browns scoring with a 14-yard run on a reverse. The Seahawks only touchdown came on a pass from Stan Gelbaugh to James McKnight with 1:22 left. It was Gelbaugh's first action of the season, while McKnight, a free agent rookie, was seeing his first action on offense. Seattle started their fifth different defensive backfield combination in five games, including free safety Dion Lambert, who had signed with the team on Monday night. Chris Warren finished the game with 61 rushing yards on 16 carries to win the AFC rushing title with a team record 1,545 yards. He also led in total yards from scrimmage with 1,868 yards. Seattle's Brian Blades caught six passes giving him 81, breaking his own 1993 team record of 80.

Seattle	0	0	3	6	—	9
Cleveland	7	14	7	7	—	35

CLE — Metcalf 6 run (Stover kick)

CLE — Carrier 35 pass from Testaverde (Stover kick)

CLE — Testaverde 1 run (Stover kick)

SEA — Kasay 30 FG

CLE — Alexander 3 pass from Testaverde (Stover kick)

CLE — Carrier 14 run (Stover kick)

SEA — McKnight 25 pass from Gelbaugh (Tuten pass incomplete)

Att. — 54,180

INDIVIDUAL STATISTICS

RUSHING

Seattle	Att	Yds	LG	TD	Cleveland	Att	Yds	LG	TD
C. Warren	16	61	22	0	Hoard	24	74	12	0
Gelbaugh	1	10	10	0	Carrier	1	14	14t	1
Strong	3	7	8	0	Metcalf	3	10	6t	1
TOTAL	23	84	22	0	TOTAL	38	106	14t	3

PASSING

Seattle	A	C	Yds	TD	I	Cleveland	A	C	Yds	TD	I
McGwire	26	11	149	0	1	Testaverde	21	16	228	2	1
Gelbaugh	11	7	80	1	0	Rypien	5	3	17	0	0
TOTAL	37	18	229	1	1	TOTAL	26	19	245	2	1

PASS RECEIVING

Seattle	No	Yds	LG	TD	Cleveland	No	Yds	LG	TD
Blades	6	80	24	0	Carrier	5	98	35t	1
Martin	3	49	27	0	Alexander	5	47	13	1
S. Smith	3	33	20	0	Metcalf	3	12	6	0
TOTAL	18	229	27	1	TOTAL	19	245	35	2

DEFENSE

Seattle — Tackles: R. Robinson 13. Sacks: None. Interceptions: Taylor 1.

Forced Fumbles: Brown 1. Fumble Recoveries: None.

Cleveland — Tackles: Turner 7. Sacks: Pleasant 1.0, Burnett 0.5, Perry 0.5. Interceptions: Turner 1. Forced Fumbles: None. Fumble Recoveries: J. Jones 1, Moore 1.

TEAM STATISTICS

	Seattle	Cleveland
Total First Downs	18	23
Third Down Eff.	6-14 42.9%	9-13 69.2%
Total Net Yards	301	351
Total Off. Plays (Incl. Sacks)	62	64
Avg. Per Play	4.9	5.5
Net Yards Rushing	84	106
Total Rushing Plays	23	38
Net Yards Passing	217	245
Times Sacked-Yards Lost	2-12	0-0
Pass Atts-Comps-Ints	37-18-1	26-19-1
Punts-Number And Avg.	3-47.3	2-33.5
Penalties-Number And Yards	8-65	6-42
Fumbles-Number And Lost	3-2	1-0
Touchdowns	1	5
Field Goals Made-Atts	1-2	0-0
Time Of Possession	25:54	34:06

HOW THE 1994 SEAHAWKS WERE BUILT

1986 DRAFT (1)

Patrick Hunter, CB 3rd

Kevin Mawae, C 2nd

*Lamar Smith, RB 3rd

Carlester Crumpler, TE 7th

1988 DRAFT (1)

Brian Blades, WR 2nd

1989 DRAFT (1)

Joe Tofflemire, C 2nd

1990 DRAFT (5)

Cortez Kennedy, DT 1st

Terry Wooden, LB 2nd(a)

Robert Blackmon, S 2nd(b)

Chris Warren, RB 4th

Bill Hitchcock, G 8th

1991 DRAFT (3)

Dan McGwire, QB 1st

John Kasay, K 4th

Michael Sinclair, DE 6th

1992 DRAFT (3)

*Ray Roberts, T 1st

Bob Spitulski, LB 3rd

Michael Bates, WR 6th

1993 DRAFT (7)

*Rick Mirer, QB 1st

*Carlton Gray, CB 2nd

Dean Wells, LB 4th

Terrence Warren, WR 5th

Michael McCrary, DE 7th

Jeff Blackshear, G 8th(a)

Antonio Edwards, DE 8th(b)

1994 DRAFT (4)

Sam Adams, DT 1st

FREE AGENTS (34)

James Atkins, T 1993

*Jay Bellamy, S 1994

*Duane Bickett, LB 1994

David Brandon, LB 1993

Tony Brown, CB 1994

Beno Bryant, RB 1994

Ray Donaldson, C 1993

Forey Duckett, S 1994

*Mike Frier, DT 1994

Stan Gelbaugh, QB 1992

Jeff Graham, QB 1992

Paul Green, TE 1992

*Bobby Hamilton, DE 1994

Ronnie Harris, WR 1994

*Kirby Jackson, CB 1994

Trey Junkin, TE 1990

*Mike Kegarise, T 1994

Mike Keim, T 1992

Dion Lambert, S 1994

James McKnight, WR 1994

Mike Moody, T 1994

Joe Nash, DT 1982

Rufus Porter, LB 1988

*Eugene Robinson, S 1985

Rafael Robinson, S 1992

*Tyrone Rodgers, DT 1992

Steve Smith, FB 1994

Rod Stephens, LB 1990

Mack Strong, FB 1993

Terry Taylor, CB 1994

Robb Thomas, WR 1992

Rick Tuten, P 1991

Orlando Watters, CB 1994

Matt Werner, DE 1994

TRADES (2)

*Reggie Barrett, WR Detroit 1994

Dave McCloughan, S Green Bay 1993

UNRESTRICTED FREE AGENTS (6)

Howard Ballard, T Buffalo 1994

Ferrell Edmunds, TE Miami 1993

*Mitch Frerotte, G Buffalo 1993

Kelvin Martin, WR Dallas 1993

*Nate Odomes, CB Buffalo 1994

*Brent Williams, DE New England 1994

PLAN B FREE AGENTS (1)

Tracy Johnson, FB Atlanta 1992

* Finished the season on Injured Reserve

1994 GAME-BY-GAME RUSHING

Date	Opponent	C. Warren	Mirer	Strong
09/04	at Washington	22-100-13-2	4-14-6-0	Inactive
09/11	at L.A. Raiders	21-62-12-1	4-14-9-0	Inactive
09/18	San Diego	14-55-15-1	4-18-12-0	Inactive
09/25	Pittsburgh	26-126-28-1	1-1-1-0	Inactive
10/02	at Indianapolis	23-81-13-0	2-21-14-0	Inactive
10/09	Denver	18-80-20-0	1-11-11-0	Inactive
10/23	at Kansas City	19-117-41-0	3-16-9-0	Inactive
10/30	at San Diego	17-92-21-1	3-7-7-0	Inactive
11/06	Cincinnati	24-92-18-0	1-12-12-0	0-0-0-0
11/13	at Denver	18-122-23-1	3-7-4-0	0-0-0-0
11/20	Tampa Bay	16-116-31-0	4-20-9-0	9-37-7-1
11/27	Kansas City	22-53-14-0	3-4-6-0	0-0-0-0
12/04	Indianapolis	23-81-9-0	1-8-8-0	2-17-14-0
12/11	at Houston	30-185-33-1	Inactive	10-44-13-1
12/18	L.A. Raiders	24-122-33-1	Inactive	3-9-5-0
12/24	at Cleveland	16-61-22-0	IR	3-7-8-0
SEASON TOTALS		333-1545-41-9	34-153-14-0	27-114-14-2

1994 GAME-BY-GAME PASSING

Date	Opponent	Mirer	McGwire
09/04	at Washington	28-17-183-1-0	DNP
09/11	at L.A. Raiders	26-19-242-3-0	0-0-0-0-0
09/18	San Diego	36-20-163-0-1	DNP
09/25	Pittsburgh	24-14-166-1-1	0-0-0-0-0
10/02	at Indianapolis	38-20-186-1-1	DNP
10/09	Denver	39-19-244-0-2	DNP
10/23	at Kansas City	30-15-126-2-0	DNP
10/30	at San Diego	30-15-177-0-0	DNP
11/06	Cincinnati	32-13-181-0-0	DNP
11/13	at Denver	29-10-133-0-0	DNP
11/20	Tampa Bay	25-13-127-2-1	DNP
11/27	Kansas City	31-15-195-0-0	4-3-23-0-0
12/04	Indianapolis	13-5-28-1-1	24-15-145-1-1
12/11	at Houston	Inactive	17-8-95-0-0
12/18	L.A. Raiders	Inactive	34-14-166-0-0
12/24	at Cleveland	IR	26-11-149-0-1
SEASON TOTALS		381-195-2151-11-7	105-51-578-1-2

1994 GAME-BY-GAME RECEIVING

Date	Opponent	Blades	Martin	C. Warren
09/04	at Washington	5-43-13-1	4-59-22-0	3-42-29-0
09/11	at L.A. Raiders	4-45-23-1	5-52-12-0	3-51-38-1
09/18	San Diego	8-66-17-0	4-40-16-0	3-15-9-0
09/25	Pittsburgh	4-97-45-0	5-47-14-0	3-14-13-0
10/02	at Indianapolis	7-71-20-0	8-104-30-1	4-0-5-0
10/09	Denver	6-90-22-0	3-37-15-0	6-41-23-0
10/23	at Kansas City	7-61-16-2	3-37-23-0	3-18-9-0
10/30	at San Diego	6-89-21-0	3-55-20-0	4-11-5-0
11/06	Cincinnati	4-85-41-0	4-38-13-0	1-6-6-0
11/13	at Denver	1-6-6-0	5-49-13-0	4-78-51-0
11/20	Tampa Bay	5-58-20-0	1-20-20-0	2-16-13-1
11/27	Kansas City	7-141-34-0	2-20-15-0	3-14-8-0
12/04	Indianapolis	4-55-36-0	3-27-11-0	0-0-0-0
12/11	at Houston	2-29-28-0	0-0-0-0	0-0-0-0
12/18	L.A. Raiders	5-70-36-0	3-47-32-0	2-17-14-0
12/24	at Cleveland	6-80-24-0	3-49-27-0	0-0-0-0
SEASON TOTALS		81-1086-45-4	56-681-30-1	41-323-51-2

Atts-Yds-LG-TD				
Vaughn	S. Smith	Johnson	Blades	T. Warren
8-58-14-0	3-20-12-0	0-0-0-0	1-(-8)-(-8)-0	0-0-0-0
7-20-14-0	3-10-5-0	1-2-2-1	0-0-0-0	0-0-0-0
3-(-16)-4-0	3-2-1-0	0-0-0-0	0-0-0-0	0-0-0-0
Inactive	1-3-3-0	5-16-8-0	0-0-0-0	0-0-0-0
Inactive	0-0-0-0	0-0-0-0	0-0-0-0	0-0-0-0
0-0-0-0	1-3-3-0	0-0-0-0	0-0-0-0	0-0-0-0
4-25-11-1	3-9-5-0	0-0-0-0	0-0-0-0	0-0-0-0
0-0-0-0	1-(-2)-(-2)-0	0-0-0-0	0-0-0-0	3-15-11-0
0-0-0-0	2-3-2-1	1-1-1-1	1-40-40-0	0-0-0-0
3-14-16-0	3-14-9-0	1-1-1-0	0-0-0-0	0-0-0-0
2-(-5)-(-1)-0	2-7-5-0	1-2-2-0	0-0-0-0	0-0-0-0
0-0-0-0	1-2-2-1	0-0-0-0	0-0-0-0	0-0-0-0
NOR	1-1-1-0	0-0-0-0	0-0-0-0	0-0-0-0
NOR	2-8-6-0	3-22-14-0	0-0-0-0	0-0-0-0
NOR	0-0-0-0	0-0-0-0	0-0-0-0	Inactive
NOR	0-0-0-0	0-0-0-0	0-0-0-0	Inactive
27-96-16-1	26-80-12-2	12-44-14-2	2-32-40-0	3-15-11-0

Atts-Comp-Yds-TD-Int		
Gelbaugh	Tuten	Graham
Inactive	0-0-0-0-0	NOR
Inactive	0-0-0-0-0	NOR
Inactive	0-0-0-0-0	NOR
Inactive	0-0-0-0-0	NOR
Inactive	0-0-0-0-0	NOR
Inactive	0-0-0-0-0	NOR
Inactive	0-0-0-0-0	NOR
Inactive	0-0-0-0-0	NOR
Inactive	0-0-0-0-0	NOR
Inactive	1-0-0-0-0	NOR
Inactive	0-0-0-0-0	NOR
Inactive	0-0-0-0-0	NOR
Inactive	0-0-0-0-0	NOR
DNP	0-0-0-0-0	Inactive
DNP	0-0-0-0-0	Inactive
11-7-80-1-0	0-0-0-0-0	Inactive
11-7-80-1-0	1-0-0-0-0	0-0-0-0-0

No-Yds-LG-TD			
Green	S. Smith	Johnson	Edmunds
2-14-10-0	1-13-13-0	1-6-6-0	1-6-6-0
2-6-6-0	1-23-23-0	1-17-17-0	2-8-7-0
2-9-6-0	0-0-0-0	1-15-15-0	1-6-6-0
0-0-0-0	0-0-0-0	0-0-0-0	1-7-7-0
0-0-0-0	0-0-0-0	0-0-0-0	0-0-0-0
0-0-0-0	1-25-25-0	1-4-4-0	1-8-8-0
1-2-2-0	0-0-0-0	0-0-0-0	1-8-8-0
0-0-0-0	0-0-0-0	2-22-16-0	Inactive
2-32-20-0	1-8-8-0	0-0-0-0	Inactive
0-0-0-0	0-0-0-0	0-0-0-0	Inactive
2-17-9-0	0-0-0-0	1-6-6-0	Inactive
5-38-9-0	0-0-0-0	0-0-0-0	Inactive
7-35-18-1	2-8-7-1	0-0-0-0	Inactive
1-11-11-0	2-32-19-0	2-16-11-0	Inactive
4-32-13-0	0-0-0-0	0-0-0-0	Inactive
2-12-8-0	3-33-20-0	1-5-5-0	Inactive
30-208-20-1	11-142-25-1	10-91-17-0	7-43-8-0

1994 GAME-BY-GAME RECEIVING

Date	Opponent	Bates	Thomas	Strong
09/04	at Washington	0-0-0-0	0-0-0-0	Inactive
09/11	at L.A. Raiders	1-40-40-1	0-0-0-0	Inactive
09/18	San Diego	1-12-12-0	0-0-0-0	Inactive
09/25	Pittsburgh	0-0-0-0	0-0-0-0	Inactive
10/02	at Indianapolis	1-11-11-0	0-0-0-0	Inactive
10/09	Denver	1-39-39-0	0-0-0-0	Inactive
10/23	at Kansas City	0-0-0-0	0-0-0-0	Inactive
10/30	at San Diego	0-0-0-0	0-0-0-0	Inactive
11/06	Cincinnati	Inactive	0-0-0-0	0-0-0-0
11/13	at Denver	0-0-0-0	0-0-0-0	0-0-0-0
11/20	Tampa Bay	0-0-0-0	0-0-0-0	1-5-5-0
11/27	Kansas City	0-0-0-0	0-0-0-0	1-5-5-0
12/04	Indianapolis	0-0-0-0	3-55-35-0	1-(-7)-(-7)-0
12/11	at Houston	0-0-0-0	0-0-0-0	0-0-0-0
12/18	L.A. Raiders	0-0-0-0	0-0-0-0	0-0-0-0
12/24	at Cleveland	1-10-10-0	1-15-15-0	0-0-0-0
SEASON TOTALS		5-112-40-1	4-70-35-0	3-3-5-0

1994 GAME-BY-GAME DEFENSE

Date	Opponent	Stephens	Wooden	E. Robinson
09/04	at Washington	5-0.0-0-0-0	5-0.0-1-0-0	5-0.0-0-0-0
09/11	at L.A. Raiders	4-2.0-0-1-0	3-0.0-1-0-0	3-0.0-0-0-0
09/18	San Diego	13-0.0-0-0-1	15-0.0-0-0-0	6-0.0-0-0-0
09/25	Pittsburgh	8-0.0-0-0-0	12-0.0-0-0-0	8-0.0-1-0-0
10/02	at Indianapolis	9-0.0-0-1-1	12-0.0-0-0-0	8-1.0-0-0-0
10/09	Denver	10-0.0-0-0-0	12-0.0-0-0-0	7-0.0-0-0-0
10/23	at Kansas City	9-0.0-0-0-0	6-0.0-0-0-0	3-0.0-0-0-0
10/30	at San Diego	6-0.0-0-0-0	9-1.0-0-0-0	2-0.0-0-0-0
11/06	Cincinnati	16-0.0-0-0-0	12-0.0-0-1-0	8-0.0-0-0-0
11/13	at Denver	8-0.0-0-0-0	3-0.0-1-0-0	8-0.0-0-0-0
11/20	Tampa Bay	7-0.0-0-1-0	9-0.0-0-0-1	7-0.0-1-0-0
11/27	Kansas City	8-0.0-0-0-0	5-0.0-0-0-0	5-0.0-0-0-0
12/04	Indianapolis	10-0.0-0-0-0	5-0.0-0-0-0	5-0.0-1-0-0
12/11	at Houston	3-0.5-0-0-0	4-0.5-0-0-0	5-0.0-0-0-0
12/18	L.A. Raiders	6-0.0-0-0-0	8-0.0-0-0-0	IR
12/24	at Cleveland	6-0.0-0-0-0	7-0.0-0-0-0	IR
SEASON TOTALS		128-2.5-0-3-2	127-1.5-3-1-1	80-1.0-3-0-0

1994 GAME-BY-GAME DEFENSE

Date	Opponent	Nash	Watters	Brown
09/04	at Washington	0-0.0-0-0-0	2-0.0-0-0-0	NOR
09/11	at L.A. Raiders	0-0.0-0-0-0	2-0.0-0-0-0	NOR
09/18	San Diego	6-1.0-0-0-0	5-0.0-0-0-0	NOR
09/25	Pittsburgh	5-0.0-0-0-0	4-0.0-1-0-0	0-0.0-0-0-0
10/02	at Indianapolis	0-0.0-0-0-0	2-0.0-0-0-0	0-0.0-0-0-0
10/09	Denver	3-0.0-0-0-0	1-0.0-0-0-0	0-0.0-0-0-0
10/23	at Kansas City	4-1.0-0-0-0	5-0.0-0-0-0	0-0.0-0-0-0
10/30	at San Diego	2-0.0-0-0-0	5-0.0-0-0-0	1-0.0-0-0-0
11/06	Cincinnati	5-0.0-0-0-0	3-0.0-0-0-0	5-0.0-0-0-0
11/13	at Denver	1-0.0-0-0-0	8-0.0-1-0-0	0-0.0-0-0-0
11/20	Tampa Bay	3-0.0-0-0-0	2-0.0-0-0-0	6-0.0-0-0-0
11/27	Kansas City	6-0.0-0-0-0	6-0.0-0-1-0	5-0.0-0-0-0
12/04	Indianapolis	6-0.0-0-0-0	0-0.0-0-0-0	4-0.0-0-0-0
12/11	at Houston	1-0.0-0-0-0	1-0.0-1-0-0	6-0.0-0-0-0
12/18	L.A. Raiders	3-0.0-0-0-0	1-0.0-0-0-0	5-0.0-0-0-0
12/24	at Cleveland	3-0.0-0-0-0	0-0.0-0-0-0	9-0.0-0-0-1
SEASON TOTALS		48-2.0-0-0-0	47-0.0-3-1-0	41-0.0-0-0-1

No-Yds-LG-TD			
Crumpler	McKnight	Vaughn	Junkin
Inactive	PS	0-0-0-0	0-0-0-0
Inactive	PS	0-0-0-0	0-0-0-0
Inactive	PS	0-0-0-0	0-0-0-0
Inactive	PS	Inactive	1-1-1-1
Inactive	PS	Inactive	0-0-0-0
Inactive	PS	0-0-0-0	0-0-0-0
Inactive	PS	0-0-0-0	0-0-0-0
0-0-0-0	PS	0-0-0-0	0-0-0-0
1-12-12-0	PS	0-0-0-0	0-0-0-0
0-0-0-0	PS	0-0-0-0	0-0-0-0
0-0-0-0	DNP	1-5-5-0	0-0-0-0
0-0-0-0	DNP	0-0-0-0	0-0-0-0
0-0-0-0	Inactive	NOR	0-0-0-0
1-7-7-0	DNP	NOR	0-0-0-0
0-0-0-0	0-0-0-0	NOR	0-0-0-0
0-0-0-0	1-25-25-1	NOR	0-0-0-0
2-19-12-0	1-25-25-1	1-5-5-0	1-1-1-1

Tackles-Sacks-Ints-FF-FR				
Porter	Kennedy	Blackmon	R. Robinson	Gray
2-0.0-0-0-0	2-0.0-0-0-0	5-0.0-0-0-0	0-0.0-0-0-0	3-0.0-1-0-0
2-0.0-0-0-0	2-1.0-0-0-0	2-0.0-0-0-0	3-0.0-0-0-0	11-0.0-0-0-0
2-0.0-0-0-0	7-0.0-0-0-0	1-0.0-0-0-0	2-0.0-0-0-0	1-0.0-0-0-0
3-0.0-1-0-0	7-0.0-0-0-0	7-0.0-1-0-0	4-0.0-0-0-0	4-0.0-0-0-0
9-0.0-0-0-0	0-0.0-0-0-0	6-0.0-0-0-0	1-0.0-0-0-0	3-0.0-0-0-0
9-0.0-0-0-0	4-0.0-0-0-0	7-0.0-0-0-0	5-0.0-0-0-0	2-0.0-0-0-0
4-0.0-0-0-0	4-0.0-0-0-0	6-0.0-0-0-0	1-0.0-0-0-0	7-0.0-0-0-0
0-0.0-0-0-0	3-0.0-0-0-0	4-0.0-0-0-0	2-0.0-0-0-0	8-0.0-1-0-0
3-0.0-0-0-0	7-0.0-0-0-0	2-0.0-0-0-1	3-0.0-0-0-0	4-0.0-0-0-0
7-0.0-0-0-0	6-1.0-0-0-0	3-0.0-0-0-0	0-0.0-0-0-0	4-0.0-0-0-0
4-0.0-0-0-0	4-0.0-0-0-0	2-0.0-0-0-0	1-0.0-0-0-0	4-0.0-0-0-0
6-0.0-0-0-0	9-0.0-0-0-0	7-0.0-0-1-2	2-0.0-0-0-0	IR
5-0.0-0-0-0	2-0.0-0-0-0	8-0.0-0-0-0	6-0.0-0-0-0	IR
3-0.0-0-0-0	6-2.0-0-1-1	5-0.0-0-0-0	3-0.0-0-0-0	IR
7-1.5-0-0-0	3-0.0-0-0-0	4-0.0-0-0-0	6-0.0-0-0-0	IR
9-0.0-0-0-0	4-0.0-0-0-0	Inactive	13-0.0-0-0-0	IR
75-1.5-1-0-0	70-4.0-0-1-1	69-0.0-1-1-3	52-0.0-0-0-0	51-0.0-2-0-0

Tackles-Sacks-Ints-FF-FR				
Spitulski	Edwards	Williams	Adams	McCloughan
2-0.0-0-0-0	1-0.0-0-0-0	1-0.0-0-0-0	Inactive	Inactive
2-0.0-1-0-0	2-0.0-0-0-0	2-0.0-0-0-0	Inactive	Inactive
0-0.0-0-0-0	DNP	6-1.0-0-0-0	Inactive	3-0.0-0-0-0
2-0.0-0-0-0	1-0.0-0-0-0	2-0.0-0-0-0	Inactive	1-0.0-0-0-0
1-0.0-0-0-0	8-0.0-0-0-0	6-0.0-0-0-0	1-0.0-0-0-0	0-0.0-0-0-0
3-1.0-0-0-0	2-0.0-0-0-0	7-0.0-0-0-0	2-1.0-0-0-0	2-0.0-0-0-0
4-0.0-0-0-0	1-0.0-0-0-0	1-0.0-0-0-0	0-0.0-0-0-0	1-0.0-0-0-0
1-1.0-0-0-0	3-0.0-0-0-0	3-0.0-0-0-0	1-0.0-0-0-0	0-0.0-0-0-0
1-0.0-0-0-0	3-1.0-0-0-0	2-0.0-0-0-1	3-1.0-0-0-0	1-0.0-0-0-0
8-0.0-0-0-0	0-0.0-0-0-0	1-0.0-0-0-0	1-1.0-0-0-0	2-0.0-0-0-0
7-0.0-0-0-0	3-0.0-0-0-0	IR	4-0.0-0-0-0	1-0.0-0-0-0
2-0.0-0-0-0	1-0.0-0-0-0	IR	3-0.0-0-0-0	2-0.0-0-0-0
0-0.0-0-0-0	6-0.0-0-0-0	IR	5-0.0-0-0-0	0-0.0-0-0-0
3-1.0-0-0-0	2-0.0-0-0-0	IR	3-1.0-0-0-0	0-0.0-0-0-0
3-0.0-0-0-0	3-1.5-0-0-0	IR	2-0.0-0-0-0	6-0.0-0-0-0
1-0.0-0-0-0	1-0.0-0-0-0	IR	2-0.0-0-0-0	Inactive
40-3.0-1-0-0	37-2.5-0-0-0	31-1.0-0-0-1	27-4.0-0-0-0	19--0.0-0-0-0

1994 GAME-BY-GAME OFFENSE

	9/4 @WN	9/11 @RAI	9/18 SD	9/25 PIT	10/2 @IND	10/9 DEN	10/23 @KC
Points	28	38	10	30	15	9	23
1st Quarter	7	7	0	7	5	0	0
2nd Quarter	14	3	3	13	3	3	0
3rd Quarter	7	14	0	0	0	3	7
4th Quarter	0	14	7	10	7	3	16
Overtime	-	-	-	-	-	-	-
First Downs	23	22	23	20	17	16	16
Rushing	10	10	8	9	6	2	9
Passing	11	9	9	8	10	13	6
Penalty	2	3	5	3	1	1	1
Third Down Eff	5/13	7/14	5/13	5/13	7/16	6/14	6/15
Percentage	38.5	50.0	38.5	38.5	43.8	42.9	40.0
4th Down Eff	0/0	1/1	2/3	0/0	0/2	0/0	2/3
Percentage	---	100.0	66.7	---	0.0	0.0	66.7
Total Net Yards	360	332	187	297	257	338	263
Plays	67	64	66	61	66	59	62
Avg. Per Play	5.4	5.2	2.8	4.9	3.8	5.7	4.2
Net Yards Rushing	184	97	59	145	102	94	167
Plays	38	38	24	35	25	20	29
Avg. Per Play	4.8	2.6	2.5	4.1	4.1	4.7	5.8
Net Yards Passing	176	235	128	152	149	244	96
Sacked/Lost	1/7	1/7	6/35	2/14	5/37	0/0	3/30
Gross Yards	183	242	163	166	186	244	126
Att/Comp	28/17	25/19	36/20	24/14	36/20	39/19	30/15
Had Intercepted	0	0	1	1	1	2	0
Avg. Per Play	6.1	9.0	3.0	5.8	3.6	6.3	2.9
Punts/Avg	8/33.1	4/42.8	4/35.3	5/48.2	4/49.5	4/48.5	5/45.6
Had Blocked	0	0	0	0	0	0	0
Punt Returns/Yds	4/43	1/8	0/0	2/21	3/10	3/26	1/10
Kickoff Ret/Yds	1/23	2/32	5/81	2/44	5/99	5/83	7/186
Int Returns/Yds	2/69	3/41	1/51	4/92	0/0	0/0	0/0
Penalties/Yds	6/53	9/60	3/35	4/46	8/35	8/46	4/35
Fumbles/Lost	2/0	2/1	1/1	1/0	1/1	3/3	2/2
Touchdowns	4	5	1	3	1	0	3
Rushing	2	2	1	1	0	0	1
Passing	1	3	0	1	1	0	2
Returns	0	0	0	0	0	0	0
Defensive	1	0	0	1	0	0	0
Safeties	0	0	0	0	1	0	0
PAT/ATT	4/4	5/5	1/1	3/3	1/1	0/0	3/3
2-PT/ATT	0/0	0/0	0/0	0/0	0/0	0/0	2/2
FG/ATT	0/0	1/1	1/1	3/3	2/3	3/3	0/0
Possession Avg.	33:14	35:05	27:08	27:59	27:28	25:50	24:57
Take/Turn Ratio	+3	+3	+0	+3	+0	-5	-2
Avg. Drive Start	36.8	40.4	28.3	40.0	33.4	24.0	30.2

* SEAHAWKS TEAM RECORD; # EQUALS SEAHAWKS TEAM RECORD

10/30 @SD	11/6 CIN	11/13 @DEN	11/20 TB	11/27 KC	12/4 IND	12/11 @HOU	12/18 RAI	12/24 @CLE
15	17	10	22	10	19	16	16	9
0	7	0	7	0	10	3	0	0
7	0	0	8	0	3	7	10	0
0	3	3	0	0	0	6	3	3
8	7	7	7	10	6	0	3	6
-	0	-	-	-	-	-	-	-
14	21	14	18	12	15	21	15	18
5	8	7	7	4	7	14	4	3
9	9	6	9	8	7	6	10	13
0	4	1	2	0	1	1	1	2
4/14	6/15	1/11	10/15	3/16	5/16	8/18	5/18	6/14
28.6	40.0	9.1	66.7	18.8	31.3	44.4	27.8	42.9
1/2	0/0	1/3	0/0	1/2	0/0	1/1	1/1	0/1
50.0	---	33.3	---	50.0	---	100.0	100.0	0.0
283	318	289	294	266	238	330	280	301
57	64	60	60	63	69	71	66	62
5.0	5.0	4.8	4.9	4.2	3.4	4.6	4.2	4.9
112	148	158	177	59	107	266	125	84
24	29	28	34	26	27	50	30	23
4.7	5.1	5.6	4.9	2.3	4.0	5.3	4.2	3.7
171	170	131	117	207	131	64	155	217
3/6	3/11	2/2	1/10	2/11	5/42	4/31	2/11	2/12
177	181	133	127	218	173	95	166	229
30/15	32/13	30/10	25/13	35/18	37/20	17/8	34/14	37/18
0	0	0	1	0	2	0	0	1
5.2	4.9	4.1	4.5	5.6	3.1	3.0	4.3	5.6
8/43.6	7/41.0	5/46.2	3/49.3	10/43.5	7/39.1	6/41.0	8/44.4	3/47.3
0	0	0	0	0	0	0	0	0
3/26	1/4	2/15	1/8	5/37	3/24	3/15	5/59	1/31
6/196	6/148	4/93	3/56	3/66	6/171	2/29	4/96	6/64
1/0	1/0	2/13	1/0	0/0	2/18	1/0	0/0	1/0
10/80	2/25	12/79	7/53	5/40	13/124	6/47	9/50	8/65
3/2	1/1	2/1	2/2	1/0	3/3	1/1	4/0	3/2
2	2	1	3	1	2	2	1	1
1	2	1	1	1	0	2	1	0
0	0	0	2	0	2	0	0	1
1	0	0	0	0	0	0	0	0
0	0	0	0	0	0	0	0	0
0	0	0	0	0	0	0	0	0
2/2	2/2	1/1	3/3	1/1	1/2	1/2	1/1	0/1
1/1	0/0	0/0	1/1	0/0	0/1	0/0	0/0	0/1
0/0	1/1	1/2	0/0	1/1	2/2	1/1	3/4	1/2
25:59	28:26	27:06	26:51	27:56	31:45	37:14	30:24	25:54
-1	+1	+1	-1	+2	-1	+1	0	-2
28.8	27.9	33.8	34.6	34.1	33.0	28.1	28.6	28.9

1994 GAME-BY-GAME DEFENSE							
	9/4 @WN	9/11 @RAI	9/18 SD	9/25 PIT	10/2 @IND	10/9 DEN	10/23 @KC
Points	7	9	24	13	17	16	38
1st Quarter	7	3	0	3	10	3	0
2nd Quarter	0	0	10	3	0	7	13
3rd Quarter	0	0	14	0	7	6	8
4th Quarter	0	6	0	7	0	0	17
Overtime	--	--	--	--	--	--	--
First Downs	17	20	18	29	13	19	24
Rushing	5	7	4	8	7	10	10
Passing	11	13	13	19	6	7	14
Penalty	1	0	1	2	0	2	0
Third Down Eff	3/12	3/9	10/17	5/12	6/16	6/17	5/13
Percentage	25.0	33.3	58.8	41.7	37.5	35.3	38.5
4th Down Eff	1/1	0/1	1/1	0/1	2/4	0/1	1/2
Percentage	100.0	0.0	100.0	0.0	50.0	0.0	50.0
Total Net Yards	258	297	346	452	278	278	477
Plays	61	60	65	76	63	75	71
Avg. Per Play	4.2	5.0	5.3	5.9	4.4	3.7	6.7
Net Yards Rushing	34	99	95	131	119	150	172
Plays	21	14	33	30	34	44	37
Avg. Per Play	1.6	7.1	2.9	4.4	3.5	3.4	4.6
Net Yards Passing	224	198	251	321	159	128	305
Sacked/Lost	0/0	4/33	2/11	0/0	3/22	2/18	1/6
Gross Yards	224	231	262	321	181	146	311
Att/Comp	40/20	42/21	30/19	46/24	26/15	29/15	33/23
Had Intercepted	2	3	1	4	1	0	0
Avg. Per Play	5.1	4.3	7.8	7.0	5.5	4.1	9.0
Punts/Avg	7/43.0	3/43.0	3/39.0	4/34.5	5/32.4	6/44.3	2/38.5
Had Blocked	0	0	0	0	1	0	0
Punt Returns/Yds	2/13	2/29	1/3	1/4	3/14	3/18	3/17
Kickoff Ret/Yds	5/94	6/103	3/78	7/170	4/56	4/81	2/40
Int Returns/Yds	0/0	0/0	1/73	1/0	1/0	2/32	0/0
Penalties/Yds	5/34	13/85	14/105	9/61	8/48	3/35	6/40
Fumbles/Lost	1/1	2/1	1/1	0/0	1/1	3/0	1/0
Touchdowns	1	1	3	1	2	1	4
Rushing	0	0	1	0	2	1	1
Passing	1	0	1	1	0	0	3
Returns	0	0	0	0	0	0	0
Defensive	0	1	1	0	0	0	0
Safeties	0	0	0	0	0	0	0
PAT/ATT	1/1	0/0	3/3	2/2	2/2	1/1	3/3
2-PT/ATT	0/0	0/1	0/0	0/0	0/0	0/0	1/1
FG/ATT	0/1	1/2	1/2	1/1	1/1	3/3	3/3
Possession Avg.	26:46	24:55	32:52	32:01	32:32	34:10	35:03
Take/Turn Ratio	-3	-3	0	-3	0	+5	+2
Avg. Drive Start	20.5	24.1	35.3	26.0	30.6	28.0	37.8

* SEAHAWKS TEAM RECORD; # EQUALS SEAHAWKS TEAM RECORD									
10/30 @SD	11/6 CIN	11/13 @DEN	11/20 TB	11/27 KC	12/4 IND	12/11 @HOU	12/18 RAI	12/24 @CLE	
35	20	17	21	9	31	14	17	35	
0	5	0	0	3	7	0	0	7	
14	3	7	7	3	7	0	10	14	
7	3	3	3	0	7	0	0	7	
14	6	7	11	3	10	14	7	7	
--	3	--	--	--	--	--	--	--	
25	23	21	23	18	14	14	16	23	
11	7	11	9	6	9	2	6	9	
12	15	8	11	12	4	10	10	13	
2	1	2	3	0	1	2	0	1	
6/15	4/16	6/16	3/11	7/19	3/12	3/12	4/14	9/13	
40.0	25.0	37.5	27.3	36.8	25.0	25.0	28.6	69.2	
0/0	1/1	0/1	1/1	0/1	0/0	0/2	0/1	0/1	
--	100.0	0.0	100.0	0.0	--	0.0	0.0	0.0	
348	496	297	332	312	288	208	322	3	
74	79	73	64	77	58	55	61	64	
4.7	6.3	4.1	5.2	4.1	5.0	3.8	5.3	5.5	
161	119	169	120	115	183	63	116	106	
41	34	38	32	29	39	20	27	38	
3.9	3.5	4.4	3.8	4.0	4.7	3.2	4.3	2.8	
187	377	128	212	197	105	145	206	245	
2/24	2/10	2/18	0/0	1/5	0/0	6/39	5/29	0/0	
211	387	146	212	202	105	184	235	245	
31/18	43/31	33/17	32/22	47/26	19/10	29/16	29/17	26/19	
1	1	2	1	0	2	1	0	1	
5.7	8.4	3.7	6.6	4.1	5.5	4.1	6.1	9.4	
6/48.0	4/52.3	5/37.0	4/37.3	7/39.4	6/40.2	6/41.7	8/42.4	2/33.5	
0	0	0	0	0	0	0	0	0	
2/22	2/32	3/25	1/5	4/66	5/5	3/92	5/49	3/32	
2/60	4/48	2/38	4/75	3/81	5/46	4/71	5/104	2/74	
0/0	0/0	0/0	1/4	0/0	2/79	0/0	0/0	1/22	
3/18	17/74	1/23	8/81	2/15	2/10	4/43	7/50	6/42	
0/0	3/1	1/0	1/1	2/2	3/2	1/1	0/0	1/0	
4	0	2	2	0	4	2	2	5	
2	0	2	0	0	2	0	1	3	
2	0	0	2	0	1	1	1	2	
0	0	0	0	0	1	1	0	0	
0	0	0	0	0	0	0	0	0	
0	1	0	0	0	0	0	0	0	
3/3	0/0	2/2	2/2	0/0	4/4	1/2	2/2	5/5	
1/1	0/0	0/0	1/1	0/0	0/0	1/2	0/0	0/0	
2/2	6/6	2/2	2/2	3/4	1/1	0/0	1/1	0/0	
34:01	39:48	32:54	33:09	32:04	28:15	22:46	29:36	34:06	
+1	-1	-1	+1	-2	+1	-1	0	+2	
35.8	21.8	21.8	34.6	29.6	46.2	24.1	32.9	42.8	

1994 GAME-BY-GAME OFFENSIVE STARTERS

Date	Opp	WR	LT	LG	C	RG	RT	TE	WR	QB	RB	FB	K
9/4	@Wash	Martin	Roberts	Blackshear	Donaldson	Hitchcock	Ballard	Edmunds	Blades	Mirer	C. Warren	Johnson	Kasay
9/11	@L.A.	Martin	Roberts	Blackshear	Donaldson	Hitchcock	Ballard	Edmunds	Blades	Mirer	C. Warren	Green (TE)	Kasay
9/18	SD	Martin	Roberts	Blackshear	Donaldson	Hitchcock	Ballard	Edmunds	Blades	Mirer	C. Warren	Johnson	Kasay
9/25	PGH	Martin	Roberts	Blackshear	Donaldson	Hitchcock	Ballard	Edmunds	Blades	Mirer	C. Warren	Johnson	Kasay
10/2	@Ind	Martin	Roberts	Blackshear	Donaldson	Hitchcock	Ballard	Edmunds	Blades	Mirer	C. Warren	Johnson	Kasay
10/9	Den	Martin	Roberts	Blackshear	Donaldson	Mawae	Ballard	Edmunds	Blades	Mirer	C. Warren	Green (TE)	Kasay
10/23	@KC	Martin	Roberts	Blackshear	Donaldson	Mawae	Ballard	Edmunds	Blades	Mirer	C. Warren	Green (TE)	Kasay
10/30	@SD	Martin	Roberts	Blackshear	Donaldson	Mawae	Ballard	Green	Blades	Mirer	C. Warren	Johnson	Kasay
11/6	Cin	Martin	Roberts	Blackshear	Donaldson	Mawae	Ballard	Green	Blades	Mirer	C. Warren	Johnson	Kasay
11/13	@Den	Martin	Roberts	Blackshear	Donaldson	Mawae	Ballard	Crumpler	Blades	Mirer	C. Warren	Johnson	Kasay
11/20	TB	Martin	Roberts	Blackshear	Donaldson	Mawae	Ballard	Green	Blades	Mirer	C. Warren	Johnson	Kasay
11/27	KC	Martin	Roberts	Blackshear	Donaldson	Mawae	Ballard	Crumpler	Blades	Mirer	C. Warren	Green (TE)	Kasay
12/04	Ind	Martin	Roberts	Blackshear	Donaldson	Mawae	Ballard	Green	Blades	Mirer	Strong	Thomas (WR)	Kasay
12/11	@ Hou	Martin	Roberts	Blackshear	Donaldson	Mawae	Ballard	Green	Blades	McGwire	C. Warren	Crumpler (TE)	Kasay
12/18	L.A.	Crumpler (TE)	Atkins	Blackshear	Donaldson	Mawae	Ballard	Green	Blades	McGwire	C. Warren	Johnson	Kasay
12/24	@Cleve	Martin	Atkins	Blackshear	Donaldson	Mawae	Ballard	Green	Blades	McGwire	C. Warren	Johnson	Kasay

1994 GAME-BY-GAME DEFENSIVE STARTERS

Date	Opp	DLE	DLT	DRT	DRE	LLB	MLB	RLB	LCB	RCB	SS	FS	P
9/4	@Wash	Edwards	Nash	Kennedy	Williams	Wooden	Stephens	Porter	Gray	Hunter	Blackmon	E.Robinson	Tuten
9/11	@L.A.	Edwards	Nash	Kennedy	Williams	Wooden	Stephens	Porter	Gray	Hunter	Blackmon	E.Robinson	Tuten
9/18	SD	Sinclair	Nash	Kennedy	Williams	Wooden	Stephens	Porter	Gray	Hunter	Blackmon	E.Robinson	Tuten
9/25	PGH	Sinclair	Nash	Kennedy	Williams	Wooden	Stephens	Porter	Gray	Watters	Blackmon	E.Robinson	Tuten
10/2	@Ind	Edwards	Nash	Kennedy	Williams	Wooden	Stephens	Porter	Gray	Watters	Blackmon	E.Robinson	Tuten
10/9	Den	Edwards	Nash	Kennedy	Williams	Wooden	Stephens	Porter	Gray	Watters	Blackmon	E.Robinson	Tuten
10/23	@KC	Edwards	Nash	Kennedy	Williams	Wooden	Stephens	Porter	Gray	Watters	Blackmon	E.Robinson	Tuten
10/30	@SD	Edwards	Nash	Kennedy	Williams	Wooden	Stephens	Bickett	Gray	Watters	Blackmon	E.Robinson	Tuten
11/6	Cin	Edwards	Nash	Kennedy	Williams	Wooden	Stephens	Porter	Gray	Hunter	Blackmon	E.Robinson	Tuten
11/13	@Den	Edwards	Adams	Kennedy	Porter	Spitulski	Stephens	McCloughan (CB)	Gray	Watters	Blackmon	E.Robinson	Tuten
11/20	TB	Adams	Nash	Kennedy	Edwards	Wooden	Stephens	Porter	Gray	Watters	Blackmon	E.Robinson	Tuten
11/27	KC	Adams	Nash	Kennedy	Edwards	Wooden	Stephens	Porter	Brown	Watters	Blackmon	E.Robinson	Tuten
12/04	Ind	Adams	Nash	Kennedy	Edwards	Wooden	Stephens	Porter	Brown	Hunter	Blackmon	E.Robinson	Tuten
12/11	@ Hou	Adams	Nash	Kennedy	Edwards	Wooden	Stephens	Porter	Brown	Taylor	Blackmon	E.Robinson	Tuten
12/18	L.A.	Adams	Nash	Kennedy	Edwards	Wooden	Stephens	Porter	Brown	Taylor	Blackmon	McCloughan	Tuten
12/24	@Cleve	Adams	Nash	Kennedy	Edwards	Wooden	Stephens	Porter	Brown	Taylor	R.Robinson Lambert	Tuten	Tuten

FINAL 1994 NFL STANDINGS

AMERICAN FOOTBALL CONFERENCE

Eastern Division	W	L	T	Pct	Pts	Opp
*Miami	10	6	0	.625	389	327
#New England	10	6	0	.625	351	312
Indianapolis	8	8	0	.500	307	320
Buffalo	7	9	0	.438	340	356
N.Y. Jets	6	10	0	.375	264	320

Central Division	W	L	T	Pct	Pts	Opp
*Pittsburgh	12	4	0	.750	316	234
#Cleveland	11	5	0	.688	340	204
Cincinnati	3	13	0	.188	276	406
Houston	2	14	0	.125	226	352

Western Division	W	L	T	Pct	Pts	Opp
*San Diego	11	5	0	.688	381	306
#Kansas City	9	7	0	.563	319	298
L.A. Raiders	9	7	0	.563	303	327
Denver	7	9	0	.438	347	396
Seattle	6	10	0	.375	287	323

NATIONAL FOOTBALL CONFERENCE

Eastern Division	W	L	T	Pct	Pts	Opp
*Dallas	12	4	0	.750	414	248
N.Y. Giants	9	7	0	.563	279	305
Arizona	8	8	0	.500	235	267
Philadelphia	7	9	0	.438	308	308
Washington	3	13	0	.188	320	412

Central Division	W	L	T	Pct	Pts	Opp
*Minnesota	10	6	0	.625	356	314
#Green Bay	9	7	0	.563	382	287
#Detroit	9	7	0	.563	357	342
#Chicago	9	7	0	.563	271	307
Tampa Bay	6	10	0	.375	251	351

Western Division	W	L	T	Pct	Pts	Opp
*San Francisco	13	3	0	.813	505	296
New Orleans	7	9	0	.428	348	407
Atlanta	7	9	0	.438	313	389
L.A. Rams	4	12	0	.250	286	365

*Divisional Winner; # Wild Card Playoff Qualifier

POSTSEASON RESULTS

AFC WILD CARD PLAYOFFS

MIAMI 27, Kansas City 17
CLEVELAND 20, New England 13

NFC WILD CARD PLAYOFFS

GREEN BAY 16, Detroit 12
Chicago 35, MINNESOTA 18

AFC DIVISIONAL PLAYOFFS

PITTSBURGH 29, Cleveland 9
SAN DIEGO 22, Miami 21

NFC DIVISIONAL PLAYOFFS

SAN FRANCISCO 44, Chicago 15
DALLAS 35, Green Bay 9

AFC CHAMPIONSHIP

San Diego 17, PITTSBURGH 13

NFC CHAMPIONSHIP

SAN FRANCISCO 38, Dallas 28

SUPER BOWL XXIX


(Miami, Florida)

San Francisco 49, SAN DIEGO 26

PRO BOWL

(Honolulu, Hawaii)

AFC 41, NFC 13



BUILDING THE FRANCHISE

CHRONOLOGY

- 1972 — 6/15** Seattle Professional Football, a group of business and community leaders, announces their intention to attempt to secure a National Football League franchise for the City of Seattle. Herman Sarkowsky serves as spokesman for the group. **11/2** Construction begins on The Kingdome.
- 1974 — 6/4** The National Football League announces that Seattle will have a franchise for the 1976 season. **12/5** The National Football League announces that it has voted membership to Seattle Professional Football, Inc., headed by Lloyd W. Nordstrom with partners Herman Sarkowsky, D.E. "Ned" Skinner, Howard S. Wright, M. Lamont Bean, and Lynn P. Himmelman.
- 1975 — 3/6** John Thompson, Executive Director of the NFL Management Council, named General Manager. **6/17** Nickname "Seahawks" selected from 20,365 entries and 1,741 different names. One hundred fifty-one suggest "Seahawks." **7/25** Season ticket applications mailed. **7/28** Season ticket applications accepted — 24,168 received the first day. **8/23** Season ticket sales closed after target of 59,000 reached. **12/18** Seahawks agree to a 20-year lease agreement to play all games in the Kingdome.
- 1976 — 1/3** Jack Patera, defensive line coach of the Minnesota Vikings, named head coach. **1/20** Lloyd W. Nordstrom, spokesman for the Nordstrom family, the Seahawks' majority owner, dies of a heart attack while vacationing in Mexico. **3/30** Veteran Allocation held in New York City. Seahawks select 39 NFL veterans. **4/8-9** Seahawks select 25 collegians in their first college draft. Notre Dame's Steve Niehaus is the first choice and he flies to Seattle for evening news conference on April 8. **7/9** Seahawks open training camp at Eastern Washington University in Cheney. **8/1** Seahawks play first game before 60,825 fans in the Kingdome. San Francisco holds on to defeat Seattle, 27-20, as Jim Zorn is tackled on the 49ers' two-yard line when the gun sounds. **8/29** Seahawks capture first victory, a 17-16 preseason win over San Diego, as Ron Howard catches a three-yard Jim Zorn pass for the winning touchdown with only 13 seconds remaining in the contest. **9/12** Seattle opens regular season play with a near miss against St. Louis, 30-24. The game ends with the Cardinals intercepting a pass in the end zone. **10/17** Seahawks win Expansion Bowl with 13-10 victory over host Tampa Bay. Linebacker Mike Curtis blocks a Tampa Bay field goal attempt with 42 seconds remaining to preserve the victory. **11/7** Seahawks capture their first regular season victory at home with a 30-13 win over Atlanta. Sherman Smith becomes the first Seattle back to rush for over 100 yards with 124 yards on 14 carries.
- 1977 — 1/17** Seahawks host the Pro Bowl and it is the first sellout in the 27-year history of the game and is the largest crowd under the AFC vs. NFC format. AFC scores a 24-14 win before 63,214 fans. **5/3** Seattle trades its first-round draft choice, the second player in the draft, to Dallas for the Cowboys' first-round selection and three second-round picks. The Seahawks select Steve August, offensive guard from Tulsa, on the first round. **10/30** After missing four games with an injury, Jim Zorn returns to lead Seattle to a 56-17 triumph over Buffalo. The Seahawks

set 15 club records and equal six, including Zorn's four TD passes. **11/13** Seattle defense blanks the New York Jets, 17-0, in Shea Stadium, the first time an established team is shutout by a second-year team. **12/18** Seahawks win their fifth game of the year, a 20-19 decision over Cleveland before 61,583 fans in the Kingdome, to establish a record for most wins ever by a second-year expansion team.

1978 — 5/3 Keith Simpson, cornerback from Memphis State, is selected as Seattle's first-round draft choice followed by his college teammate Keith Butler, a linebacker, on the second round. **10/8** Efren Herrera kicks a 19-yard field goal on the final play of the game to give Seattle a 29-28 win over the Minnesota Vikings. **11/26** Seattle becomes the first team since 1965 to beat Oakland twice during the regular season with a 17-16 win on Efren Herrera's 46-yard field goal with just three seconds remaining. **12/17** Seahawks end their third season with a 9-7 record and finish one game behind Denver in the AFC West standings following a 23-19 win over Kansas City. Al Hunter rushes for 133 yards on 27 carries as Seahawks perform before sixth-straight home sellout crowd.

1979 — 1/29 Steve Largent catches a record-equalling five passes as Seattle's first representative to the Pro Bowl. National Football Conference defeats Largent and his AFC teammates, 13-7, in the Los Angeles Memorial Coliseum. **5/3** Manu Tuiaosopo, defensive tackle from UCLA, becomes Seattle's first-round draft choice. **10/29** After trailing 14-0, the Seahawks rebound for a 31-28 win over Atlanta in Seattle's first appearance on ABC's Monday Night Football. Dan Doornink rushes for 122 yards on 21 carries and scores twice. **12/16** The Seahawks close out their second straight 9-7 season with a 29-24 win over Oakland. Sam McCullum sets a club record with 173 yards receiving on eight catches.

1980 — 4/29 Seattle trades its first-round draft choice and a third-round pick to Buffalo for the Bills' first-round choice, the tenth player in the draft. The Seahawks then select defensive end Jacob Green of Texas A&M on the first round. **9/28** Seahawks score second shutout in the club's history with a 14-0 win over Washington Redskins in Robert F. Kennedy Memorial Stadium. **10/5** Sam McCullum catches two touchdown passes and Efren Herrera kicks four field goals in 26-7 win over Houston at the Astrodome. The win would prove to be Seattle's last of the season.

1981 — 4/28 Seahawks select UCLA safety Kenny Easley on the first round of the NFL draft. **11/8** Seattle holds the Pittsburgh Steelers scoreless in the second half and rallies for a pair of fourth quarter touchdowns to capture a 24-21 victory at the Kingdome. **11/16** The Seahawks score on their last eight possessions to defeat the San Diego Chargers, 44-23, on Monday Night Football. It is the Seahawks' first regular season victory over the Chargers after eight straight losses.

1982 — 3/11 Mike McCormack, former head coach with the Philadelphia Eagles and Baltimore Colts, is named Director of Football Operations. **4/27** Seahawks select Clemson defensive end Jeff Bryant in the first round of the college draft. **9/21** Players go on strike for 57 days. **10/13** Mike McCormack named interim head coach after the firing of head coach Jack Patera and general manager John Thompson. **11/21** Seahawks capture 17-10 victory over the host Denver Broncos in Mike McCormack's first game as head coach following the players' strike. Steve Largent catches a 34-yard touchdown pass from Jim Zorn with 49 seconds left for the victory. **11/28** Seahawks shutout the Pittsburgh Steelers, 16-0, for the club's third shutout in history and first at the Kingdome.

1983 — 1/2 Seahawks conclude nine-game season with a 13-11 win over the Denver Broncos as Dave Krieg throws a 19-yard touchdown pass to Roger Carr with 47 seconds left. The Seahawks drive 87 yards in 10 plays with no timeouts to score the winning touchdown. Seattle finishes the season 4-5 but were 4-3 under Mike McCormack. **1/3** Mike McCormack named President and General Manager after previously serving as Director of Football Operations since March 11, 1982, and interim head coach since October 13, 1982. **1/26** Chuck Knox named head coach. Knox previously had served as head coach of the Los Angeles Rams (1973-77) and the Buffalo Bills (1978-82). He guided seven of his ten teams to the playoffs, while winning six division championships. **3/15** Chuck Allen, who joined the Seahawks staff in June of 1975 as Director of Pro Scouting, named Assistant General Manager. **4/26** Seattle selects Penn State running back Curt Warner in the NFL draft. Warner is the third player taken on the first round. To be able to get Warner, the Seahawks trade their first, second and third-round selections to the Houston Oilers for the Oilers first-round pick. **9/11** Seahawks win first game under Chuck Knox, 17-10, over the New York Jets, as the club sets a team record with 57 rushing attempts and Curt Warner gains 128 yards on 24 carries. **10/16** Seahawks force eight turnovers and register eight sacks in 38-36 victory over the Los Angeles Raiders. **10/30** Seahawks make it two straight over Raiders with 34-21 win. **12/18** Seahawks clinch first playoff berth with 24-6 win over New England. **12/24** Dave Krieg throws three touchdown passes and Curt Warner rushes for 99 yards in 31-7 win over Denver in the AFC Wild Card Game before 60,752 fans in the Kingdome. **12/31** Seahawks drive 66 yards in five plays late in the fourth quarter to capture divisional playoff win over Miami, 27-20, before 71,032 fans at the Orange Bowl.

1984 — 1/8 Los Angeles Raiders defeat the Seahawks, 30-14, in the AFC Championship Game at the Los Angeles Memorial Coliseum before 88,734 fans. **5/1** Seahawks select cornerback Terry Taylor of Southern Illinois as their first-round choice in the annual NFL draft. **9/3** Seahawks win regular season opener for the first time in franchise history, 33-0 over the Cleveland Browns. The enthusiasm is dampened by a knee injury to Curt Warner which will keep him out for the rest of the season. **10/29** Seahawks post their second shutout of the season with a 24-0 victory over the San Diego Chargers on Monday Night Football. Kenny Easley intercepts a club record three passes and Steve Largent catches three touchdown passes. **11/4** Seahawks set an NFL record by returning four interceptions for touchdowns, including two by Dave Brown, in a 45-0 win over the Kansas City Chiefs. Kenny Easley and Keith Simpson had the other two interception returns for touchdowns. **11/25** Dave Krieg throws for 406 yards and three touchdowns, including an 80-yarder to Daryl Turner on the first play of the game, to lead the Seahawks past Denver, 27-24. Steve Largent catches 12 passes for 191 yards and one score. **12/2** Seahawks clinch playoff berth with a 38-17 win over Detroit as Dave Krieg throws a team record five touchdown passes. **12/22** Seattle eliminates the defending Super Bowl Champion Los Angeles Raiders, 13-7, from the playoffs in the AFC Wild Card Game at the Kingdome. Seahawks rush for 205 yards and force three turnovers, along with registering six sacks, in the victory. **12/29** Miami defeats the Seahawks, 31-10, in an AFC Divisional Playoff Game at the Orange Bowl.

1985 — 6/18 Seahawks and Northwest College agree to a long-term lease for a new practice and office complex for the club in Kirkland. The facility will be built on 12 acres adjacent to Northwest College. A 36,000-square foot building will house the

club's administrative offices, locker room and training facilities. **7/20** Seahawks open their tenth and final training camp at Eastern Washington University in Cheney. **9/8** Curt Warner returns to the Seattle lineup after missing all but the 1984 opener as the Seahawks defeat Cincinnati, 28-24, at Riverfront Stadium. Warner gains 66 yards on 17 carries and scores the game-winning touchdown on an 11-yard run with 7:07 remaining. **9/15** Daryl Turner sets a club record with four touchdown catches and Dave Krieg equals another with five touchdown passes in Seattle's 49-35 victory over the San Diego Chargers at Jack Murphy Stadium. **10/13** Dave Krieg passes for 405 yards and four touchdowns, including a 12-yarder to Paul Skansi for the winning touchdown with 35 seconds remaining, as Seahawks defeat Atlanta, 30-26. Krieg directs the Seahawks 86 yards in 16 plays on the winning drive. **10/21** Ceremonial ground-breaking is held for team's new headquarters. **11/3** Terry Taylor returns an interception 75 yards for a touchdown and blocks a field goal attempt that is recovered by Byron Walker and returned 56 yards for a touchdown in Seattle's 33-3 win over the Los Angeles Raiders at the Kingdome.

1986 — 4/29 Seahawks select Florida fullback John L. Williams as their first-round draft choice. Williams is the 15th player picked overall. **6/18** Seahawks move into new headquarters on a 12-acre site adjacent to Northwest College in Kirkland. **7/16** Seahawks open their 11th training camp and first in Kirkland. **9/7** Seahawks kickoff their 1986 regular season schedule with a 30-0 victory over the Pittsburgh Steelers at the Kingdome. **10/6** Seahawks defeat San Diego Chargers, 33-7, on Monday Night Football as Steve Largent breaks NFL record for most consecutive games with a pass reception. Largent catches a pass in the 128th straight game in which he participated. **10/19** Jacob Green registers four sacks and Dave Brown intercepts two passes in leading Seattle to a 17-12 win over the eventual Super Bowl champion New York Giants. **11/27** Seahawks defeat the Dallas Cowboys, 31-14, on Thanksgiving Day as Curt Warner runs for 122 yards and Dave Krieg completes 16-of-24 passes for 214 yards and two touchdowns. **12/8** Seattle hands the Los Angeles Raiders their biggest defeat since 1962, 37-0, as Curt Warner gains 116 yards and Dave Krieg passes for 243 yards and two touchdowns. Seattle gains 407 yards in total offense, while the defense holds the Raiders to 138 yards. **12/20** Seahawks close out five-game winning streak and a 10-6 season by defeating eventual AFC Champion Denver, 41-16. The Seahawks gain a season high 536 yards, including a club record 298 yards rushing, led by Curt Warner's 192 yards and three touchdowns on 24 carries.

1987 — 4/28 Seahawks select University of Pittsburgh linebacker Tony Woods in the first round of the NFL draft. Woods is the 18th player picked. **6/12** Seahawks win lottery for first choice in supplemental draft and select University of Oklahoma linebacker Brian Bosworth. **9/13** After first two regular season games, NFL Players Association calls a strike that will last four weeks. Games for Sunday, September 18, are cancelled. **10/25** Seahawks defeat the Los Angeles Raiders, 35-13, in first game with regulars following the strike. Seattle builds up a 28-0 halftime lead and wins in Los Angeles for the first time since 1983. **12/13** Dave Krieg completes 23-of-33 passes for 238 yards and Ray Butler catches six passes for 107 yards and two touchdowns in leading Seattle past Denver, 28-21, at the Kingdome. **12/20** Seahawks clinch playoff berth with a 34-21 win over the Chicago Bears at Soldier Field. John L. Williams sparks the offense with a 75-yard touchdown on a screen pass from Dave Krieg and the defense contributes five takeaways.

12/27 Steve Largent catches six passes in a 41-20 loss at Kansas City and becomes the NFL's all-time leading receiver with 751. Largent breaks the previous record of 750 by Charlie Joiner.

1988 — 1/3 Seahawks close out the 1987 season with a 23-20 overtime loss to the Houston Oilers at the Astrodome in the AFC First-Round Playoff Game. **4/24** Seahawks use their second-round choice in the draft to select University of Miami wide receiver Brian Blades. The Seahawks first-round pick had been exercised in the June 1987 supplemental draft. **8/30** Ken Behring and Ken Hofmann complete their purchase of the Seahawks from the Nordstrom family. **9/4** Seahawks open 13th season with a 21-14 win at Denver over the two-time defending AFC Champion Broncos. Curt Warner scores twice and John L. Williams accounts for 161 yards from scrimmage. It is Seattle's first win in Denver since 1984. **9/18** Steve Largent becomes the NFL's all-time leader in pass receiving yards with 12,167 at San Diego, but the Seahawks lose to the Chargers, 17-6. Largent breaks Charlie Joiner's record of 12,146 yards. **10/2** Rookie quarterback Kelly Stouffer makes his first NFL start for an injured Dave Krieg and leads the Seahawks to a 31-20 win over the Atlanta Falcons in Atlanta. John L. Williams ties a team record with three rushing touchdowns. **11/13** Seahawks defeat the Houston Oilers, 27-24, as Dave Krieg returns after missing seven games with a shoulder separation. Krieg engineers a 10-play drive to set up Norm Johnson's game-winning field goal with less than one second left. **11/28** Dave Krieg equals his own team record with five touchdown passes as Seahawks defeat the Los Angeles Raiders, 35-27, on Monday night in the Kingdome. Curt Warner (130) and John L. Williams (105) become the first pair of Seahawks to each gain over 100 yards rushing in the same game. **12/11** Seahawks score touchdowns on their first six possessions in a 42-17 win over Denver. Curt Warner establishes a team record with four rushing touchdowns. Warner (126) and John L. Williams (109) each top 100 yards rushing. **12/18** John L. Williams accounts for 239 yards of offense, including 180 receiving, and Dave Krieg throws for 410 yards and four scores, as the Seahawks defeat the Los Angeles Raiders, 43-37, in Los Angeles to clinch the first AFC Western Division title in franchise history. **12/31** Seahawks are eliminated from the playoffs by the eventual AFC Champion Cincinnati Bengals, 21-13, in Riverfront Stadium.

1989 — 2/22 Tom Flores named President/General Manager, replacing Mike McCormack. Flores guided the Los Angeles Raiders to an 83-53 regular season record and two Super Bowl titles in nine seasons, 1979-87, as their head coach. **4/23** Seahawks select Notre Dame tackle Andy Heck with the fifteenth pick of the first round of the draft. **9/10** Seahawks lose regular season opener in Philadelphia, 31-7, and also lose wide receiver Steve Largent for six weeks with a broken elbow. Largent, however, scores Seattle's only touchdown. **10/29** Dave Krieg and Brian Blades combine on a 21-yard touchdown pass with 40 seconds left in a 10-7 win over the San Diego Chargers. The win is the 100th in regular season play for the Seahawks. Blades catches a career high 10 passes for 117 yards. **11/26** Steve Largent ties Don Hutson's NFL record of 99 career receiving touchdowns in the Seahawks 41-14 loss at Denver. **12/4** Dave Krieg ignites a three-game winning streak with 298 yards passing and the game-winning touchdown pass in a 17-16 Monday night win over Buffalo. **12/10** Seahawks win 24-17 at Cincinnati as Dave Krieg throws three touchdown passes. One goes to Steve Largent, the NFL record 100th of his career. **12/17** John L. Williams catches a career high 12 passes for 129 yards as the Seahawks defeat the Los Angeles

Raiders, 23-17. **12/23** Seahawks close out the season with a 29-0 loss to the Washington Redskins. In pregame ceremonies, retiring wide receiver Steve Largent is honored and his is the first name inducted in the Seahawks Ring of Honor.

1990 — 4/22 Seahawks trade four draft choices to the New England Patriots, including two first-round choices, to move up and select University of Miami defensive tackle Cortez Kennedy with the third overall choice. Seahawks also receive a second-round choice from the Patriots which they use to select Syracuse University linebacker Terry Wooden. **8/4** Seahawks play their first-ever international game as they drop a 10-7 preseason decision to the Denver Broncos in Tokyo, Japan. **10/1** Seahawks defeat the Cincinnati Bengals, 31-16, for their first win after opening the season with three consecutive losses. Derrick Fenner scores three touchdowns for the second straight week. **11/11** Seahawks score their first win in Kansas City's Arrowhead Stadium since 1980 as Dave Krieg throws a 25-yard touchdown pass to Paul Skansi as time expires. The PAT gives Seattle a 17-16 win and starts a four-game streak of games decided on the last play. The win is the 159th of Chuck Knox's career, moving him into seventh place all-time. **11/25** Norm Johnson's 40-yard field goal 3:01 into overtime gives the Seahawks a 13-10 win at San Diego. Seattle forces and recovers a pair of fumbles, the first with 48 seconds left in regulation and the second with 1:34 gone in overtime. **12/2** In almost a replay from the week before, Seattle defeats the Houston Oilers 13-10 in overtime after recovering a fumble. Norm Johnson connects from 42 yards out after David Wyman recovers a Tony Woods-forced fumble. Seahawks become only the third team in NFL history to win back-to-back overtime games. **12/9** The Seahawks defense sets single-game records for fewest rushing first downs (0) and rushing yards allowed (13) in a game in a 20-14 win over the Green Bay Packers in Milwaukee. **12/23** Seattle moves over the .500 mark with a 17-12 win over the Denver Broncos. The Broncos are penalized on the game's last play, negating what would have been a game-winning touchdown pass. **12/30** Derrick Fenner scores two touchdowns for the fourth time as Seattle defeats the Detroit Lions 30-10 in the Kingdome, to finish at 9-7 after an 0-3 start. Fenner ends the season equalling team records for total touchdowns (15) and rushing touchdowns (14), totals that lead the AFC.

1991 — 4/21 Seahawks select San Diego State quarterback Dan McGwire with the 16th pick on the first round of the 1991 NFL Draft. The 6-8, 243-pound McGwire is the first quarterback ever selected on the first round by Seattle. **4/25** Head Coach Chuck Knox agrees to a two-year contract extension. **8/3** Quarterback Jim Zorn (1976-84) becomes the second person inducted into the Seahawks Ring of Honor. **9/1** Seahawks drop season opener, 27-24, at New Orleans and lose starting quarterback Dave Krieg for six weeks with a broken thumb in the process. Wide receiver Brian Blades sets career highs with 12 receptions, 160 yards, and two touchdowns. **9/8** Jeff Kemp makes his first start since September 25, 1988, and throws two touchdown passes in a 20-13 win over the New York Jets. One goes to Travis McNeal, the first of his career. **9/29** Chris Warren's 59-yard punt return touchdown, the first by a Seahawks player since 1986, sparks a 31-3 win over the visiting Indianapolis Colts. The defense limits the Colts to 137 yards and records five sacks. Rookie first-round draft choice Dan McGwire starts and plays the first half, engineering a 50-yard touchdown drive on his first possession. **10/6** The Seahawks defense stops the Cincinnati Bengals on a 4th-and-four inches short with 29 seconds left to preserve a 13-7 win at



Riverfront Stadium. Dwayne Harper and Nesby Glasgow combine for the tackle, which comes at the Seattle 22. **10/20** Dave Krieg returns from missing six games on injured reserve to lead Seattle to a 27-7 win at Pittsburgh. Krieg throws for 266 yards, completing 25-of-31 passes, and two scores. **10/27** John Kasay equals an NFL record with two field goals of 50-or-more yards in a 20-9 win over the San Diego Chargers. Kasay connects from 54 and 51 yards. The 54-yarder equals the team record. **11/24** The defense forces four turnovers and has five sacks, three by Rufus Porter, in a 13-10 win over the eventual AFC West Champion Denver Broncos in the Kingdome. Additionally, the defense twice holds on downs inside Seahawks territory in the game's last 4:49. **12/22** Seattle finishes their 16th season with a 7-9 record after defeating the Los Angeles Rams, 23-9, in the Kingdome. It was the first win by the Seahawks over the Rams in five regular season games. James Jones rushes for a pair of scores, while the defense keeps their third 1991 opponent out of the end zone. **12/27** The Seahawks and head coach Chuck Knox agree to mutually end Knox's nine-year tenure as head coach. Knox leaves having compiled an 80-63-0 (55.9%) regular season record. He guided the Seahawks to four playoff appearances, including an AFC West title in 1988.

1992 — 1/6 Seahawks President/General Manager Tom Flores is named President/Head Coach. Flores coached nine seasons, 1979-87, with the Oakland/Los Angeles Raiders and compiled an 83-53-0 (61.0%) regular season record. He led the Raiders to two Super Bowl Championships, XV and XVIII, the only Super Bowls won by the AFC in the decade of the 1980's. **1/8** Larry Kennan, Coach of the Year in the World League of American Football in 1991, is named Offensive Coordinator/Quarterbacks Coach. Kennan guided the London Monarchs to an 11-1 record and WLAF Championship in the league's first season. Kennan served as an NFL assistant with the Los Angeles Raiders (1982-87), Denver Broncos (1988) and Indianapolis Colts (1989-90). **1/9** Seahawks defensive assistants George Dyer (line), Rod Perry (secondary), and Joe Vitt (special assignments), along with John Becker (offensive coordinator/wide receivers) and Chick Harris (running backs) leave the Seahawks to join Chuck Knox with the Los Angeles Rams. **1/11** Seahawks assistant head coach Tom Catlin announces he will stay with the Seahawks as assistant head coach/defense. In addition, Rusty Tillman is promoted from special teams coach to defensive coordinator, Russ Purnell from tight ends and assistant special teams to special teams and tight ends coach, and Paul Moyer from staff assistant to defensive backfield coach. **1/21** Offensive Line Coach Hudson Houck and running backs coach Clarence Shelmon are added to Tom Flores' staff. Both coaches come to the Seahawks from the Los Angeles Rams. **1/22** Bob Bratkowski, offensive coordinator at the University of Miami for the past three seasons, is named wide receivers coach. Bratkowski's father Zeke, is a former NFL quarterback and current NFL assistant coach. **1/23** Tommy Brasher is named defensive line coach. Brasher has coached nine seasons in the NFL and 12 in college. **1/24** Former Seahawks cornerback Dave Brown (1976-86) returns to the club as a defensive assistant. An original member of the Seahawks, Brown still holds career

records with 50 interceptions and four interception return touchdowns. **8/22** Dave Brown becomes the third inductee into the Seahawks Ring of Honor around the 200 Level of the Kingdome. **9/6** Cincinnati Bengals spoil Tom Flores' Seahawks coaching debut with a 21-3 Kingdome win. **9/20** Flores gains first win as Seahawks head coach, 10-6, at New England. Cortez Kennedy has four-and-a-half tackles for loss, including three sacks, to lead the defense while Chris Warren rushes for 122 yards and one score on 24 carries to lead the offense. It's Warren's first career 100-yard game. **11/8** Chris Warren's 103 yards aren't enough as the Washington Redskins post a 16-3 Kingdome win. **11/22** Chris Warren rushes for a career-high 154 yards, including a touchdown, but the Kansas City Chiefs take a 24-14 win. **11/30** In pregame ceremonies, play-by-play broadcaster Pete Gross is inducted into the Seahawks Ring of Honor. The Seahawks then defeat the Denver Broncos 16-13 in overtime, snapping an eight-game losing streak. Brian Blades makes his first appearance since injuring his shoulder on opening day and catches the game-tying touchdown pass on the game's last play. John Kasay's 32-yard field goal 11:10 into overtime is the winner. The game also marks the team record third straight that the Seahawks defense held the opposition to under 200 total yards. **12/2** KIRO Newsradio 710's Pete Gross, the only play-by-play broadcaster in the Seahawks 17-year history, dies after a four-year battle with cancer. **12/6** The Pittsburgh Steelers take a 20-14 comeback win in Pittsburgh, despite Eugene Robinson's record-equalling three interceptions. **12/13** Roger Ruzek's 44-yard field goal as time expires in overtime gives the visiting Philadelphia Eagles a 16-13 win. The game is the longest in Seattle's history. **12/27** Seattle closes out the regular season with a 31-14 Kingdome loss to the AFC West Champion San Diego Chargers. Chris Warren becomes only the second player in franchise history to rush for 1,000 yards, finishing the season with 1,017.


1993 — 1/19 David Behring, son of majority owner Ken Behring, is named team President. Tom Flores is named General Manager/Head Coach, while Player Personnel Director Mike Allman is placed in charge of both professional and college personnel. **1/28** Howard Mudd is named offensive line coach replacing Hudson Houck, who joined the Dallas Cowboys. Mudd is an eight-year NFL veteran guard and a 19-year NFL assistant, including a stint with the Seahawks from 1978-82. **2/5** Phil Neri, a Seahawks scout since 1985, is named College Scouting Director. **3/12** Ferrell Edmunds, two-time Pro Bowl tight end with the Miami Dolphins, signs as an unrestricted free agent. Edmunds, a five-year veteran, is the first free agent to sign with the Seahawks under the NFL new free agency system. **4/1** Wide receiver Kelvin Martin of the Super Bowl champion Dallas Cowboys is signed as an unrestricted free agent. **4/14** Linebacker Kevin Murphy signs with Seattle. **4/20** Four-time Pro Bowl center Ray Donaldson signs with the Seahawks as a free agent. **4/22** Buffalo guard Mitch Frerotte signs with the Seahawks as an unrestricted free agent. **4/25** University of Notre Dame quarterback Rick Mirer is selected by the Seahawks on the first round of the NFL draft. Mirer is the second player chosen overall. **9/19** Chris Warren rushes a club record 36 times for a personal best 174 yards in a 17-14 win over the Patriots in New England, Seattle's first win after two losses. **9/26** Rod Stephens' fumble recovery in the end zone provides the winning touchdown in a 19-10 win at Cincinnati. **10/3** Seattle makes it three straight with a 31-14 win over the San Diego Chargers in the Kingdome. Rookie Rick Mirer passes for 282 yards and a score and also rushes for a touchdown. The three-game winning streak is the Seahawks longest since 1990. **10/24** Rick Mirer throws the game-winning

touchdown pass to Brian Blades with 25 seconds left in a 10-9 win over New England in the Kingdome. **11/14** Eugene Robinson records 11 tackles, two interceptions, two forced fumble, and one fumble recovery to spark a 22-5 win over the visiting Cleveland Browns. In all, the Seahawks defense forces seven turnovers and accounts for a touchdown and a safety. **12/26** Chris Warren rushes for 168 yards to become the second Seattle player to have back-to-back 1,000-yard seasons, but the Phoenix Cardinals tie the game on the last play of regulation and go on to a 30-27 overtime win in the Kingdome. **12/26** Jon Vaughn, who learned during warmups that he would start for an injured Chris Warren (abdominal muscle), rushes for a career-high 131 yards in a 16-6 win over the Pittsburgh Steelers. Seattle gains 267 yards rushing, giving them back-to-back 200-yard rushing games for the first time in franchise history.

1994 — 1/2 The Seahawks finish the season 6-10 after dropping a 34-24 decision to the AFC West Champion Kansas City Chiefs in Arrowhead Stadium. John L. Williams rushes for 102 yards, to give the Seahawks three straight games with an individual over 100 yards, a franchise first. Rick Mirer becomes the first rookie quarterback since 1973 to start all his team's games and only the third since the 1970 merger. Mirer ends the season with NFL rookie passing records for attempts (486), completions (274), and yards (2,833), while helping to improve Seattle's win total by four games. **2/24** Nate Odomes, two-time Pro Bowl cornerback of the Buffalo Bills signs as a free agent. **2/28** Odomes' Buffalo teammate and fellow two-time Pro Bowler, tackle Howard Ballard signs as a free agent. **4/24** Texas A&M University defensive tackle Sam Adams is the Seahawks first-round draft choice. Adams is the eighth player picked on the first round. **7/19** Kingdome ceiling tiles fall from roof forcing closure of the building until November 5. Seahawks play both preseason games and first three regular season games in the University of Washington's 72,500 seat Husky Stadium. **8/13** Seahawks play first-ever outdoor game in Seattle defeating Tampa Bay Buccaneers, 29-6, in Husky Stadium. **9/4** Seahawks capture season opener for first time since 1988 with a 28-7 win at the Washington Redskins, as Chris Warren rushes for 100 yards and two touchdowns. The win is the 100th in the career of head coach Tom Flores. **9/11** Chris Warren scores two touchdowns for the second straight week as Seahawks go 2-0 with a 38-9 win over the Raiders in Los Angeles. Rick Mirer tosses three touchdown passes. **9/18** San Diego Chargers stop Seahawks two-game winning streak, 24-10, before Seahawks record crowd of 65,536 in Husky Stadium. **9/25** Chris Warren earns AFC Offensive Player of the Week honors in a 30-13 win over the visiting Pittsburgh Steelers. Warren rushes for 126 yards and a touchdown, while the Seahawks defense intercepts four passes. **11/6** Cincinnati Bengals spoil Seahawks return to Kingdome with a 20-17 overtime win. Doug Pelfrey kicks six field goals, including a 26-yarder 8:14 into overtime for the win. **11/20** Mack Strong's seven-yard touchdown run with 42 seconds left gives Seahawks a 22-21 win over the visiting Tampa Bay Buccaneers, breaking a six-game losing streak. **11/27** Seahawks defeat Kansas City 10-9 behind John Kasay's 32-yard field goal with 1:42 left. The back-to-back one-point wins are a franchise first. Chris Warren surpasses the 1,000-yard mark in the 12th game, the earliest in team history. **12/11** Chris Warren rushes for a personal best 185 yards on 30 carries, including a touchdown in a 16-14 win at Houston. Warren, playing with cracked ribs, had 183 of his yards in the first three quarters. **12/18** Chris Warren tops 100 yards for the seventh time with 122, but the Los Angeles Raiders escape with a 17-16

Kingdome win. **12/24** Cleveland Browns defeat the Seahawks 35-9 in Cleveland Stadium, closing out a 6-10 season. Chris Warren finishes the season with a franchise record 1,545 rushing yards, a total that leads the AFC. **12/29** Tom Flores, Seahawks general manager/head coach from 1992-94, is relieved of his duties. Flores, who joined the organization in 1989 as president/general manager, compiled a 14-34 regular season record. All 12 of Flores' assistants were also fired.

1995 — 1/12 Dennis Erickson, head coach of the University of Miami, is named head coach. In six seasons at Miami, Erickson compiled a 63-9-0 record and won national championships in 1989 and 1991. A native of Everett, Washington, Erickson posted a 130-40-1 record in 13 seasons as a college head coach at the University of Idaho, University of Wyoming, Washington State University, and Miami. Erickson brings six coaches with him from Miami, Gregg Smith (Assistant Head Coach/Tight Ends), Greg Mc Makin (Defensive Coordinator), Dave Arnold (Special Teams), Dana LeDuc (Strength and Conditioning), Rich Olson (Quarterbacks), and Willy Robinson (Defensive Backs). In addition he retains Bob Bratkowski (Offensive Coordinator/Wide Receivers), Tommy Brasher (Defensive Line), Tom Catlin (Quality Control), Dave Brown (Defensive Coach), Arnie Matusmoto (Staff Assistant), Howard Mudd (Offensive Line), and Clarence Shelmon (Running Backs) from the previous staff. **2/9** Mike Murphy, a nine-season NFL coaching veteran, is named linebackers coach. Murphy coached with the Detroit Lions and Arizona Cardinals, prior to serving one year in the Pro Personnel Department of the Carolina Panthers. **1/28** Wide Receiver Steve Largent becomes the first Seahawks player to be elected into the Pro Football Hall of Fame. Largent was elected in his first year of eligibility. He played his entire NFL career with Seattle from 1976-89, and retired in possession of six NFL receiving marks, including most receptions (819), yards (13,089), touchdowns (100), and consecutive games with a reception (177). **4/22** Seahawks select Ohio State University wide receiver Joey Galloway with the eighth pick in the first round of the NFL draft. Galloway is the second wide receiver chosen overall and the first ever picked by the Seahawks on the first round of the draft.



COACHES ALL-TIME ROSTER

(37 Coaches)

Name (Responsibility)	Years	College
Becker, John (Off. Coord./WRs)	1989-91	Cal State-Northridge
Boghossian, Sam (Off. Coord./OL)	1976-77	UCLA
Brasher, Tommy (DL)	1992-94	Arkansas
Bratkowski, Bob (WRs)	1992-94	Washington State
Brown, Dave (Defensive Coach)	1992-94	Michigan
Catlin, Tom (Asst. Head Coach/ Def. Coord./LBs)	1983-91	Oklahoma
(Assistant Head Coach/Defense)	1992	
(Assistant Head Coach)	1993	
(Quality Control)	1994	
Christensen, Jack (DBs)	1978-82	Colorado State
Dyer, George (DL)	1983-91	Cal-Santa Barbara
Flores, Tom (Head Coach)	1992-94	Pacific
Harris, Chick (RBs)	1983-91	Northern Arizona
Hawkins, Ralph (DBs)	1983-88	Maryland
Hollway, Bob (Def. Coord./DBs)	1976-77	Michigan
Houck, Hudson (OL)	1992	Southern California
Kennan, Larry (Offensive Coord./QBs)	1992-94	LaVerne
Knox, Chuck (Head Coach)	1983-91	Juniata
Lauterbur, Frank (DL)	1982	Mt. Union
Leggett, Earl (DL)	1976-77	Louisiana State
MacDonald, Andy (RBs)	1976-82	Central Michigan
Matsumoto, Arnie (Staff Assistant)	1989-94	Lewis and Clark
McCormack, Mike (Head Coach)	1982	Kansas
Meyer, Ken (QBs)	1983-91	Denison
Moore, Steve (WRs)	1983-85	Cal-Santa Barbara
(Off. Coord./WRs)	1986-88	
Mora, Jim (DL)	1978-81	Occidental
Moyer, Paul (Special Assignments)	1990-91	Arizona State
(DBs/Asst. Special Teams)	1992-94	
Mudd, Howard (OL)	1978-82	Hillsdale
	1993-94	
Patera, Jack (Head Coach)	1976-82	Oregon
Peccatiello, Larry (LBs)	1976-77	William and Mary
(Def. Coord./LBs)	1978-80	
Perry, Rod (DBs)	1989-91	Colorado
Prochaska, Ray (Off. Coord./OL)	1983-85	Nebraska
Purnell, Russ (Special Assignments)	1986	Whittier
(TEs/Asst. Special Teams)	1987-91	
(TEs/Special Teams)	1992-94	
Raines, Frank (Strength and Conditioning)	1990-94	George Mason
Rhome, Jerry (QB/WRs/TEs)	1976-77	Tulsa
(Off. Coord./QB/WRs/TEs)	1978	
(Off. Coord./QB/WRs)	1979-82	
Shelmon, Clarence (RBs)	1992-94	Houston
Simpson, Jackie (Def. Coord./LBs)	1981-82	Mississippi
Stephenson, Kent (OL)	1985-91	Northern Iowa
Tillman, Rusty (Special Teams)	1979-82	Northern Arizona
(Special Teams/TEs)	1983-86	
(Special Teams/LBs)	1987-91	
(Def. Coord./LBs)	1992-94	
Vitt, Joe (Special Assignments)	1982-91	Towson State

ONE OF A KIND

Chris Warren is the only player in franchise history to have a rushing, receiving, punt return, and kickoff return play of more than 50 yards in their career. Warren's long rush of 52 yards came at the San Diego Chargers in 1992; long punt return of 59 yards (for a touchdown) came against the Indianapolis Colts in 1991; and long kickoff return of 71 yards came at the Denver Broncos in 1990. He added a 51-yard reception at Denver in 1994.

ALL-TIME ROSTER

(433 Players)

	A	A	A	A	A
Player (Pos)	Years	GP	GS	College	
Abramowitz, Sid (T)	1984	4	0	Tulsa	
Adams, Sam (DT-DE)	1994	12	7	Texas A&M	
Adams, Theo (T)	1992	10	0	Hawaii	
Adkins, Sam (QB)	1977-82	10	0	Wichita State	
Agee, Tommie (FB)	1988	16	0	Auburn	
Ahrens, Dave (LB)	1990	10	3	Wisconsin	
Aiu, Charlie (G)	1978	1	0	Hawaii	
Allen, Harvey (S)	1987	2	2	Nevada-Las Vegas	
Allert, Ty (LB)	1990	1	0	Texas	
Allred, Brian (CB)	1993-94	4	0	Sacramento State	
Alvarez, Wilson (K)	1981	4	0	Southeast Louisiana	
Anderson, Eddie (S)	1986	5	0	Fort Valley State	
Anderson, Fredell (DE)	1980-82	22	6	Prairie View	
Andrews, Ricky (LB)	1990	15	0	Washington	
Andrews, Tom (C-G)	1987	2	2	Louisville	
Atkins, James (T)	1994	4	2	Southwestern Louisiana	
August, Steve (T)	1977-84	97	90	Tulsa	

	B	B	B	B	B
Bachman, Ted (CB)	1976	5	0	New Mexico State	
Baham, Curtis (CB)	1987	3	0	Tulane	
Bailey, Edwin (G-T)	1981-91	139	120	South Carolina State	
Ballard, Howard (T)	1994	16	16	Alabam A&M	
Barbay, Roland (NT)	1987	5	0	Louisiana State	
Barisich, Carl (DE)	1976	14	7	Princeton	
Bates, Michael (WR)	1993-94	31	1	Arizona	
Beamon, Autry (S)	1977-79	45	39	East Texas State	
Bebout, Nick (T)	1976-79	56	55	Wyoming	
Beeson, Terry (LB)	1977-81	77	67	Kansas	
Bell, Mark (TE-DE)	1979-80, 82	41	2	Colorado State	
Bellamy, Jay (S)	1994	3	0	Rutgers	
Bengen, Brant (WR)	1987	3	0	Idaho	
Benjamin, Tony (FB)	1977-79	28	1	Duke	
Berry, Ray (LB)	1993	8	2	Baylor	
Bickett, Duane (LB)	1994	7	1	Southern California	
Bitterlich, Don (K)	1976	3	0	Temple	
Blackmon, Robert (S)	1990-94	77	67	Baylor	
Blackshear, Jeff (G)	1993-94	31	18	Northeast Louisiana	
Blackwood, Lyle (S)	1976	11	0	Texas Christian	
Blades, Brian (WR)	1988-94	102	88	Miami	
Blue, Anthony (CB)	1987	3	0	Nevada-Las Vegas	
Bolcar, Ned (LB)	1990	5	0	Notre Dame	
Bolton, Andrew (RB)	1976	5	2	Fisk	
Borchardt, Jon (G-T)	1985-87	42	4	Montana State	
Bosworth, Brian (LB)	1987-89	24	24	Oklahoma	
Bouyer, Willie (WR)	1989-90	1	0	Michigan State	
Bowman, Barry (P)	1987	1	0	Louisiana Tech	
Boyd, Dennis (DE-DT-T)	1977-79,				
	1981-82	59	27	Oregon State	
Boyd, Jerome (LB)	1983	5	0	Oregon State	
Bradley, Ed (LB)	1976	14	14	Wake Forest	
Brandon, David (LB)	1993-94	20	0	Memphis State	
Brilz, Darrick (G-C)	1989-93	78	44	Oregon State	
Brinson, Larry (RB)	1980	8	0	Florida	
Brock, Lou (CB)	1988	1	0	Southern California	
Brown, Arnold (CB)	1987	2	0	No. Carolina Central	
Brown, Dave (S-CB)	1976-86	159	159	Michigan	
Brown, Theotis (RB)	1981-83	22	7	UCLA	
Brown, Tony (CB)	1994	13	5	Fresno State	
Bryant, Beno (RB)	1994	2	0	Washington	
Bryant, Cullen (FB)	1983-84	19	5	Colorado	
Bryant, Jeff (DE-DT)	1982-93	175	167	Clemson	

Player (Pos)	Years	GP	GS	College
Bullard, Louis (T)	1978-80	36	15	Jackson State
Burnham, Tim (T)	1987-88	3	3	Washington
Burse, Tony (FB)	1987	12	0	Middle Tennessee St.
Bush, Blair (C)	1983-88	82	78	Washington
Butler, Chuck (LB)	1984	8	0	Boise State
Butler, Keith (LB)	1978-87	146	132	Memphis State
Butler, Ray (WR)	1985-88	41	8	Southern California

	C	C	C	C	C
Cain, Joe (LB)	1989-92	57	13	Oregon Tech	
Caldwell, Tony (LB)	1987	1	1	Washington	
Campbell, Jack (T)	1982	1	0	Utah	
Carr, Roger (WR)	1982	9	2	Louisiana Tech	
Castor, Chris (WR)	1983-84	23	0	Duke	
Chadwick, Jeff (WR)	1989-91	39	0	Grand Valley State	
Childs, Jason (G)	1993	*0	0	North Dakota	
Clancy, Sam (DE)	1983	13	0	Pittsburgh	
Clark, Bernard (LB)	1991	2	0	Miami	
Clark, Greg (LB)	1992	12	0	Arizona State	
Clark, Louis (WR)	1987-92	55	15	Mississippi State	
Clarke, Ken (NT)	1988	16	1	Syracuse	
Clune, Don (WR)	1976	9	1	Penn	
Coder, Ron (G)	1976-77, 79	43	19	Penn State	
Coffield, Randy (LB)	1976	13	0	Florida State	
Collins, Greg (LB)	1976	13	0	Notre Dame	
Colquitt, Jimmy (P)	1985	2	0	Tennessee	
Comeaux, Darren (LB)	1988-91	50	39	Arizona State	
Cooke, Bill (DE-DT)	1978-80	34	3	Massachusetts	
Corley, Chris (TE)	1987	1	0	South Carolina	
Cortes, Julio (LB)	1987	3	3	Miami	
Cotton, Marcus (LB)	1991	3	0	Southern California	
Cowlings, Al (DE)	1976	1	0	Southern California	
Crawford, Rufus (RB)	1978	16	0	Virginia State	
Cronan, Peter (LB)	1977-79, 81	50	3	Boston College	
Crumpler, Carlester (TE)	1994	9	4	East Carolina	
Cryder, Bob (T)	1984-86	32	25	Alabama	
Curtis, Mike (LB)	1976	14	14	Duke	

	D	D	D	D	D
Daniels, David (WR)	1991-92	29	1	Penn State	
Darby, Alvis (TE)	1976	1	0	Florida	
Davis, Anthony (LB)	1993	10	0	Utah	
Davis, Brian (CB)	1991-92	29	2	Nebraska	
Davis, Fred (CB)	1987	1	1	Western Carolina	
Davis, Harlan (CB)	1991	0	0	Tennessee	
Dean, Vernon (S)	1988	16	0	San Diego State	
Dee, Donnie (TE)	1989	3	3	Tulsa	
Demarie, John (G)	1976	9	8	Louisiana State	
DeVita, Rob (LB)	1987	1	0	Illinois Benedictine	
Dion, Terry (DE)	1980	9	2	Oregon	
Dixon, Zachary (RB)	1983-84	26	2	Temple	
Dodge, Dedrick (S)	1991-92	25	0	Florida State	
Donaldson, Ray (C)	1993-94	32	32	Georgia	
Donnelly, Rick (P)	1990-91	19	0	Wyoming	
Doornink, Dan (FB-RB)	1979-85	92	44	Washington State	
Dorning, Dale (DE)	1987	3	3	Oregon	
Dorris, Andy (DE)	1977	4	1	New Mexico State	
Dove, Wes (DE)	1987	2	0	Syracuse	
Duckett, Forey (S)	1994	2	0	Nevada	
Dufek, Don (S)	1976-77, 1979-84	95	6	Michigan	
Dugan, Bill (G)	1981-83	40	5	Penn State	

	E	E	E	E	E
Easley, Kenny (S)	1981-87	89	87	UCLA	
East, Ron (DT)	1977	14	14	Montana State	
Edmonds, Bobby Joe (RB)	1986-88	42	0	Arkansas	
Edmunds, Ferrell (TE)	1993-94	23	23	Maryland	
Edwards, Antonio (DE)	1993-94	24	14	Valdosta State	
Edwards, Randy (DE-NT)	1984-87	52	4	Alabama	

Player (Pos)	Years	GP	GS	College
Eisenhooth, John (NT)	1987	1	0	Lock Haven
Eisenhooth, Stan (C)	1987-88	13	0	Towson State
Eller, Carl (DE)	1979	16	8	Minnesota
Engles, Rick (P)	1976-77	15	0	Tulsa
Essink, Ron (T)	1980-85	83	70	Grand Valley State
Evans, Norm (T)	1976-78	38	25	Texas Christian
Evans, Russell (WR)	1987	1	0	N.E. Missouri State

	F	F	F	F	F
Fairbanks, Don (DE)	1987		3	3	Colorado
Fanning, Mike (DE)	1984		16	0	Notre Dame
Farrell, Sean (G)	1992		6	0	Penn State
Feasel, Grant (C)	1987-93		91	51	Abilene Christian
Fenner, Derrick (RB)	1989-91		32	23	North Carolina
Ferguson, Duke (WR)	1977-79		33	8	San Diego State
Fifer, Bill (T)	1979		*0	0	West Texas State
Finzer, Dave (P)	1985		12	0	DePauw
Flones, Brian (LB)	1981-82		13	0	Washington State
Frank, Malcolm (CB)	1992		15	0	Baylor
Franklin, Byron (WR)	1985-87		33	1	Auburn
Franklin, Jethro (DE)	1989		7	1	Fresno State
Frier, Mike (DT)	1994		2	0	Appalachian State

	G	G	G	G	G
Gaines, Greg (LB)	1981, 83-88	88	43		Tennessee
Gamache, Vince (P)	1986	16	0		Cal State-Fullerton
Garcia, Frank (P)	1981	1	0		Arizona
Geddes, Ken (LB)	1976-78	36	25		Nebraska
Gelbaugh, Stan (QB)	1992-94	12	8		Maryland
Gilbert, Gale (QB)	1985-86	25	2		California
Glasgow, Nesby (S)	1988-92	77	30		Washington
Glaze, Charles (CB)	1987	3	2		South Carolina State
Godfrey, Chris (G)	1988	9	2		Michigan
Graff, Neil (QB)	1976	*0	0		Wisconsin
Graham, David (DE-NT)	1982, 1987	6	2		Morehouse
Graham, Jeff (QB)	1993-94	*0	0		Long Beach State
Grant, Will (C)	1986	7	6		Kentucky
Gray, Carlton (CB)	1993-94	21	13		UCLA
Green, Boyce (RB)	1987	2	2		Carson-Newman
Green, Jacob (DE)	1980-91	178	176		Texas A&M
Green, Jessie (WR)	1979-80	23	0		Tulsa
Green, Paul (TE)	1992-94	35	23		Southern California
Green, Sammy (LB)	1976-79	60	44		Florida
Green, Tony (KR)	1979	11	0		Florida
Greene, Danny (WR)	1985	4	0		Washington
Gregory, Bill (DE-DT)	1978-80	47	43		Wisconsin
Griffith, Russell (P)	1987	2	0		Weber State

	H	H	H	H	H
Hackett, Dino (LB)	1993		3	0	Appalachian State
Hagen, Mike (FB)	1987		2	1	Montana
Hagler, Scott (K)	1987		2	0	South Carolina
Hanousek, Matt (T-G)	1987		3	3	Utah State
Hansen, Don (LB)	1976		2	0	Illinois
Hardy, Andre (FB)	1985		3	1	St. Mary's
Hardy, Robert (DT)	1979-82		54	53	Jackson State
Harmon, Kevin (RB)	1988-89		9	0	Iowa
Harper, Dwayne (CB)	1988-93		94	76	South Carolina State
Harris, Elroy (RB)	1989		14	0	Eastern Kentucky
Harris, Franco (FB)	1984		8	6	Penn State
Harris, John (S)	1978-85		119	112	Arizona State
Harris, Richard (DE-DT)	1976-77		28	24	Grambling
Harris, Ronnie (WR)	1994		1	0	Oregon
Hart, Roy (NT)	1988-89		16	1	South Carolina
Hayes, Eric (DT)	1990-91		21	3	Florida State
Heck, Andy (T-G)	1989-93		77	70	Notre Dame
Heller, Ron (TE)	1990, 1992		32	16	Oregon State
Hernandez, Matt (T)	1983		8	1	Purdue
Herrera, Efren (K)	1978-81		60	0	UCLA
Hicks, Mark (LB)	1983		10	1	Arizona State

Player (Pos)	Years	GP	GS	College
Hines, Andre (T)	1980	9	0	Stanford
Hire, Doug (C)	1987	3	1	Linfield
Hitchcock, Bill (T-G)	1991-94	51	39	Purdue
Hoaglin, Fred (C)	1976	13	7	Pittsburgh
Hollie, Doug (DE)	1987-88	5	0	Southern Methodist
Hollis, David (CB-S)	1987-89	27	0	Nevada-Las Vegas
Howard, Ron (TE)	1976-78	42	36	Seattle
Hudson, Gordon (TE)	1986	16	4	Brigham Young
Hughes, David (FB)	1981-85	69	27	Boise State
Hughes, Van (DT)	1987	1	1	Southwest Texas State
Hunter, Al (RB-FB)	1977-80	53	5	Notre Dame
Hunter, John (G)	1992	5	3	Brigham Young
Hunter, Patrick (CB)	1986-94	120	99	Nevada-Reno
Hyde, Glenn (C)	1986	3	0	Pittsburgh

Irvin, Darrell (DE)	1983	16	0	Oklahoma
Ivory, Horace (RB)	1981-82	12	0	Oklahoma

Jackson, Harold (WR)	1983	15	6	Jackson State
Jackson, Joe (LB)	1987	3	0	San Francisco State
Jackson, Michael (LB)	1979-86	105	78	Washington
Jackson, Terry (CB)	1984-85	32	0	San Diego State
Jefferson, James (CB)	1989-93	58	3	Texas A&I
Jenkins, Melvin (CB)	1987-90	60	20	Cincinnati
Jodat, Jim (FB)	1980-81	28	18	Carthage
Johns, Paul (WR)	1981-84	40	18	Tulsa
Johnson, Gregory (CB)	1981-83, 1986	56	3	Oklahoma State
Johnson, Johnnie (S)	1989	3	1	Texas
Johnson, M.L. (LB)	1987-89	37	9	Hawaii
Johnson, Norm (K)	1982-90	134	0	UCLA
Johnson, Tracy (FB)	1992-94	48	11	Clemson
Jolley, Gordon (G-T)	1976-77	26	15	Utah
Jones, Ernie (CB)	1976	9	3	Miami
Jones, Horace (DE)	1977	1	0	Louisville
Jones, James (FB)	1989-92	50	7	Florida
Jones, Mike (LB)	1977	12	0	Jackson State
Jones, Mike (TE)	1992	4	1	Texas A&M
Jones, Rod (TE)	1989	4	0	Washington
Juma, Kevin (WR)	1987	3	2	Idaho
Junior, E.J. (LB)	1992-93	9	0	Alabama
Junkin, Trey (TE)	1990-94	76	2	Louisiana Tech
Justin, Kerry (CB)	1978-83, 1986-87	105	35	Oregon State

Kaiser, John (LB)	1984-86	48	0	Arizona
Kane, Tommy (WR)	1988-92	46	26	Syracuse
Kasay, John (K)	1991-94	64	0	Georgia
Kauahi, Kani (C)	1982-86	60	5	Hawaii
Kaumeyer, Thom (S)	1989-90	8	0	Oregon
Keel, Mark (TE)	1987	3	3	Arizona
Keim, Mike (T)	1992-94	20	0	Brigham Young
Kemp, Jeff (QB)	1987-91	55	7	Dartmouth
Kennedy, Cortez (DT)	1990-94	80	66	Miami
Kinlaw, Reggie (NT)	1985-86	30	5	Oklahoma
Kraayeveld, Dave (DE-DT)	1978	12	0	Milton
Krieg, Dave (QB)	1980-91	129	116	Milton
Kuehn, Art (C-G)	1976-82	98	33	UCLA

Lambert, Dion (S)	1994	1	1	UCLA
Lane, Eric (FB-RB)	1981-87	97	12	Brigham Young
Largent, Steve (WR)	1976-89	200	197	Tulsa
Laughton, Jim (TE)	1986	6	0	San Diego State
Lavine, Paul (LB)	1987	3	1	Utah State



Player (Pos)	Years	GP	GS	College
Le Bel, Harper (TE)	1989	16	0	Colorado State
Lee, Ronnie (T)	1990-92	34	21	Baylor
Lewis, Will (CB)	1980-81	26	0	Millersville State
Leypoldt, John (K)	1976-78	25	0	No College
Lindley, David (QB)	1987	*0	0	Linfield
Long, Doug (WR)	1977-78	16	0	Whitworth
Loville, Derek (RB)	1990-91	27	1	Oregon
Lurtsema, Bob (DE-DT)	1976-77	27	25	Western Michigan
Lynch, Tom (G)	1977-80	60	48	Boston College

	M	M	M	M	M
Mack, Kim (S)	1987	1	0	Florida State	
Mangiero, Dino (NT)	1984	15	0	Rutgers	
Marinaro, Ed (FB)	1977	2	0	Cornell	
Martin, Amos (LB)	1977	2	0	Louisville	
Martin, Kelvin (WR)	1993-94	32	29	Boston College	
Mathison, Bruce (QB)	1987	3	2	Nebraska	
Mattes, Ron (T)	1986-90	75	59	Virginia	
Matthews, Al (S)	1976	14	14	Texas A&I	
Mawae, Kevin (C)	1994	14	11	Louisiana State	
Mayes, Rueben (RB)	1992-93	17	0	Washington State	
Maxwell, Vernon (LB)	1989	9	7	Arizona State	
McAlister, Ken (S)	1982-83	11	0	San Francisco	
McCloughan, Dave (CB-S)	1993-94	28	12	Colorado	
McCrary, Michael (DE)	1993-94	31	0	Wake Forest	
McCullum, Sam (WR)	1976-81	91	78	Montana State	
McCutcheon, Lawrence (FB)	1980	8	1	Colorado State	
McElroy, Vann (S)	1990	10	0	Baylor	
McGrath, Mark (WR)	1981	6	0	Montana State	
McGwire, Dan (QB)	1991-94	12	5	San Diego State	
McKenzie, Reggie (G)	1983-84	24	22	Michigan	
McKinnis, Hugh (FB)	1976	11	5	Arizona State	
McKnight, James (WR)	1994	2	0	Liberty	
McMakin, John (TE)	1976	12	1	Clemson	
McMillan, Eddie (CB)	1976-77	28	28	Florida State	
McNeal, Travis (TE)	1989-91	48	24	Tenn-Chattanooga	
McShane, Charles (LB)	1977-79	29	0	Cal Lutheran	
McVeigh, John (LB)	1987	3	3	Miami	
Merriman, Sam (LB)	1983-87	71	1	Idaho	
Metzelaars, Pete (TE)	1982-84	34	13	Wabash	
Millard, Bryan (G-T)	1984-91	121	99	Texas	
Millard, Keith (DT)	1992	2	0	Washington State	
Miller, Darrin (LB)	1988-89	32	0	Tennessee	
Miller, Donald (LB)	1990	7	0	Idaho State	
Miller, Terry (RB)	1981	1	0	Oklahoma State	
Mirer, Rick (QB)	1993-94	29	29	Notre Dame	
Minor, Vic (S)	1980-81	20	0	Northeast Louisiana	
Mitz, Alonzo (DE)	1986-89	40	7	Florida	
Moody, Michael (T)	1994	*0	0	Southern California	
Moore, Alvin (RB)	1987	1	0	Arizona State	
Moore, Jeff (RB)	1979-81	32	3	Jackson State	
Moore, Mark (S)	1987	5	0	Oklahoma State	

Player (Pos)	Years	GP	GS	College
Morris, Michael (LS)	1990	4	0	N.E. Missouri State
Morris, Randall (RB)	1984-88	61	2	Tennessee
Morton, Michael (RB)	1987	2	0	Nevada-Las Vegas
Moyer, Paul (S)	1983-89	98	30	Arizona State
Munson, Bill (QB)	1976	6	0	Utah State
Murphy, Kevin (LB)	1993	14	10	Oklahoma
Myer, Steve (QB)	1976-79	13	4	New Mexico

N N N N N

Nash, Joe (DT-NT)	1982-94	194	158	Boston College
Nelson, Ralph (RB)	1976	7	3	No College
Newbill, Richard (LB)	1990-92	10	0	Miami
Newton, Bob (G)	1976-81	82	66	Nebraska
Niehaus, Steve (DE-DT)	1976-78	36	20	Notre Dame
Norman, Joe (LB)	1979-81, 83	50	10	Indiana

O O O O O

O'Brien, Mike (S)	1979	3	0	California
O'Callaghan, John (TE)	1987	1	0	San Diego State
Olds, Bill (FB)	1976	1	1	Nebraska
Orns, Fred (LB)	1987	2	0	Chapman College

P P P P P

Packer, Walter (CB-KR)	1977	10	0	Mississippi State
Pardridge, Curt (WR)	1987	3	0	Northern Illinois
Parros, Rick (FB-RB)	1985, 1987	5	1	Utah State
Peets, Brian (TE)	1978-79	25	14	Pacific
Penchion, Bob (G)	1976	13	13	Alcorn A&M
Perryman, Dean (C)	1987	1	0	Washington
Polowski, Larry (LB)	1979	14	0	Boise State
Porter, Rufus (LB)	1988-94	98	67	Southern
Powell, Alvin (G)	1987-88	18	0	Winston-Salem State
Pratt, Robert (G)	1982-85	52	52	North Carolina
Preece, Steve (S)	1977	14	14	Oregon State
Price, Ernie (DE)	1978-79	16	15	Texas A&I

R R R R R

Raible, Steve (WR)	1976-81	83	8	Georgia Tech
Ramsey, Greg (DE)	1987	2	0	Fresno State
Rayhle, Fred (TE)	1977	2	0	Tenn-Chattanooga
Reece, Geoff (C)	1977	5	0	Washington State
Rennaker, Terry (LB)	1980	15	0	Stanford
Richards, Howard (T)	1987	2	2	Missouri
Ridgle, Elston (DE)	1989	2	0	Nevada-Reno
Roberts, Ray (T)	1992-94	46	46	Virginia
Robinson, Eugene (S)	1985-94	154	136	Colgate
Robinson, Rafael (S)	1992-94	38	2	Wisconsin
Robinson, Shelton (LB)	1982-85	56	35	North Carolina
Roche, Alden (DE)	1977-78	21	12	Southern
Rodgers, Tyrone (DT)	1992-94	37	0	Washington
Rodriguez, Ruben (P)	1987-89	44	0	Arizona
Romes, Charles (CB)	1987	#0	0	No. Carolina Central
Ross, Dan (TE)	1985	10	5	Northeastern
Ross, Oliver (RB)	1976	14	10	Alabama A&M

S S S S S

Sager, Ken (TE)	1987	3	1	Western Washington
Salisbury, Sean (QB)	1986	0	0	Southern California
Sandifer, Bill (DT)	1977-78	16	15	UCLA
Sanford, Rick (S)	1985	5	0	South Carolina
Sawyer, John (TE)	1977-78,			
	1980-82	65	39	Southern Mississippi
Scales, Dwight (WR)	1984	4	0	Grambling
Scholtz, Bruce (LB)	1982-88	96	95	Texas
Schreiber, Adam (G)	1984	6	0	Texas
Scoggins, Ron (T)	1987	3	0	Nevada-Las Vegas

Player (Pos)	Years	GP	GS	College
Sevy, Jeff (G-T)	1979-80	19	5	California
Shaw, Rickie (T)	1993	*0	0	North Carolina
Simonson, Dave (T)	1976	5	0	Minnesota
Simpson, Keith (CB-S)	1978-85	108	70	Memphis State
Sims, David (FB-RB)	1977-79	29	12	Georgia Tech
Sims, Jack (G)	1987	3	2	Hawaii
Sinclair, Michael (DE)	1991-94	33	4	Eastern New Mexico
Singer, Curt (T)	1986, 90-91	24	0	Tennessee
Skansi, Paul (WR)	1984-91	100	2	Washington
Skow, Jim (DE)	1991	11	1	Nebraska
Smith, Dallis (S)	1987	3	3	Valdosta State
Smith, Lamar (RB)	1994	2	0	Houston
Smith, Sherman (RB)	1976-82	82	68	Miami, Ohio
Smith, Steve (FB)	1994	16	0	Penn State
Snell, Donald (WR)	1987	1	0	Virginia Tech
Spagnola, John (TE)	1988	16	4	Yale
Speer, Del (S)	1994	1	0	Florida
Spitulski, Bob (LB)	1992-94	26	1	Central Florida
Stark, Chad (FB)	1987	2	0	North Dakota State
Stephens, Rod (LB)	1989-94	75	34	Georgia Tech
Strong, Mack (RB)	1994	8	1	Georgia
Stouffer, Kelly (QB)	1988-92	22	16	Colorado State
Strozier, Wilbur (TE)	1987	12	3	Georgia
Sutherland, Doug (DT)	1981	16	6	Wisconsin-Superior

	T	T	T	T	T
Taylor, Terry (CB)	1984-88,				
	1994	79	55		Southern Illinois
Teal, Jimmy (WR)	1987-88	6	2		Texas A&M
Terry, Joe (LB)	1987	2	0		Cal State-Hayward
Testerman, Don (FB)	1976-78	44	26		Clemson
Thomas, Doug (WR)	1991-93	39	4		Clemson
Thomas, Garth (G)	1987	1	1		Washington
Thomas, Ricky (S)	1987	1	1		Alabama
Thomas, Robb (WR)	1992-94	47	1		Oregon State
Thomas, Rodell (LB)	1981-82	19	1		Alabama State
Tice, Mike (TE)	1981-88,				
	1990-91	130	83		Maryland
Tipton, Dave (DE)	1976	12	12		Stanford
Tipton, Rico (LB)	1987	3	2		Washington State
Tofflemire, Joe (C)	1989-94	33	16		Arizona
Treggs, Brian (WR)	1992	2	0		California
Tuatagaloa, Natu (DE)	1992-93	30	15		California
Tuiasosopo, Manu (DT-DE-NT)	1979-83	73	64		UCLA
Turner, Daryl (WR)	1984-87	59	40		Michigan State
Turner, Kevin (LB)	1981	8	0		Pacific
Tuten, Rick (P)	1991-94	58	0		Florida State
Tyler, Robert (TE)	1989	9	9		South Carolina State

	V	V	V	V	V
Vaughn, Jon (RB)	1993-94	26	2		Michigan

	W	W	W	W	W
Wagner, Vince (K)	1981	*0	0		Northwestern, Minn.
Waits, Alex (P)	1991	3	0		Texas
Walker, Byron (WR)	1982-86	58	3		Citadel
Walker, Tim (LB)	1980	16	0		Savannah State
Walsh, Jim (FB)	1980	4	0		San Jose State
Warner, Curt (RB)	1983-89	93	92		Penn State
Warren, Chris (RB)	1990-94	78	46		Ferrum
Warren, Terrence (WR)	1993-94	16	0		Hampton University
Watters, Orlando (CB)	1994	16	8		Arkansas
Weaver, Herman (P)	1977-80	61	0		Tulsa
Weber, Roger (G)	1987	*0	0		Kent State
Webster, Cornell (CB)	1977-80	52	33		Tulsa
Wells, Dean (LB)	1993-94	29	1		Kentucky
Werner, Matt (DE)	1994	*0	0		UCLA
West, Jeff (P)	1981-85	58	0		Cincinnati
Wheat, Warren (G)	1989-91	16	7		Brigham Young

Player (Pos)	Years	GP	GS	College
White, Chris (S)	1987	1	0	Tennessee
White, Jim (DE)	1976	2	0	Colorado State
White, Mike (DT)	1981-82	20	8	Albany State
Wiley, Charles (DT)	1987	1	1	Nevada-Las Vegas
Williams, Brent (DE)	1994	10	9	Toledo
Williams, Eugene (LB)	1982-83	13	1	Tulsa
Williams, James (FB)	1987	1	0	Fresno State
Williams, John (FB)	1985	2	0	Wisconsin
Williams, John L. (FB)	1986-93	123	115	Florida
Williams, Lester (NT)	1987	2	0	Miami
Wilmer, Ray (S)	1984	3	0	Louisiana Tech
Wilson, Mike (T)	1986-89	60	60	Georgia
Wimmer, Gary (LB)	1983	3	0	Stanford
Wooden, Terry (LB)	1990-94	64	62	Syracuse
Woods, Larry (DT)	1976	6	0	Tennessee State
Woods, Tony (LB-DE)	1987-92	89	79	Pittsburgh
Woolsey, Rolly (CB)	1976	14	11	Boise State
Wyman, David (LB)	1987-92	61	56	Stanford

	Y	Y	Y	Y	Y
Yarno, John (C)	1977-82	74	62	Idaho	
Young, Charle (TE)	1983-85	45	43	Southern California	
Young, Fredd (LB)	1984-87	60	41	New Mexico State	
Young, Renard (CB)	1987	3	3	Nevada-Las Vegas	

	Z	Z	Z	Z	Z
Zorn, Jim (QB)	1976-84	126	100	Cal Poly-Pomona	

* on active roster, but did not play in a game

played in playoff game only

ALL-TIME HONORS

Captains

Offense	Defense	Special Teams
1976 Norm Evans, T	Mike Curtis, LB	Ed Bradley, LB
1977 Norm Evans, T	Eddie McMillan, S	Steve Preece, S
1978 Norm Evans, T	Dennis Boyd, DT	Autry Beamon, S
1979 Steve Largent, WR	Dennis Boyd, DE	Autry Beamon, S
1980 Steve Largent, WR	Keith Simpson, S	
1981 Steve Largent, WR	Keith Simpson, CB	Don Dufek, S
1982 Steve Largent, WR	Keith Simpson, CB	Don Dufek, S
1983 Steve Largent, WR	Dave Brown, CB	Eric Lane, RB
1984 Charle Young, TE	Dave Brown, CB	Eric Lane, RB
1985 Steve Largent, WR	Dave Brown, CB	Eric Lane, RB
1986 Steve Largent, WR	Dave Brown, CB	Eric Lane, FB
1987 Steve Largent, WR	Kenny Easley, S	Paul Moyer, S
Curt Warner, RB		
1988 Steve Largent, WR	Jacob Green, DE	Game-to-Game
	Eugene Robinson, S	
1989 Steve Largent, WR	Jacob Green, DE	Game-to-Game
1990 Dave Krieg, QB	Jacob Green, DE	Game-to-Game
1991 Dave Krieg, QB	Jacob Green, DE	Game-to-Game
1992 John L. Williams, FB	Eugene Robinson, S	James Jones, TE

ALL THE WAY

Jon Vaughn's kickoff return touchdown at San Diego was the third such return in team history and first since 1989. Vaughn joins Zachary Dixon, 97-yard at St. Louis in 1983 and James Jefferson, 94-yards against Kansas City in 1989.



	Offense	Defense	Special Teams
1993	John L. Williams, FB	Eugene Robinson, S	Tracy Johnson, FB Trey Junkin, TE
1994	Ray Donaldson, C	Eugene Robinson, S	Tracy Johnson, FB Trey Junkin, TE

Ring of Honor

1989	Steve Largent, WR	1994	Curt Warner, RB
1991	Jim Zorn, QB		
1992	Dave Brown, CB		
	Pete Gross, broadcaster		

Steve Largent Award

1989	Steve Largent, WR	1993	Eugene Robinson, S
1990	Jacob Green, DE	1994	Brian Blades, WR
1991	Rufus Porter, LB		
1992	Jeff Bryant, DE		
	Joe Nash, DT		

Marcus Nalley Trophy

(Most Valuable Player as voted by teammates)

1976	Jim Zorn, QB	1986	Curt Warner, RB
1977	Steve Largent, WR	1987	Steve Largent, WR
1978	Jim Zorn, QB	1988	John L. Williams, FB
1979	Steve Largent, WR	1989	Brian Blades, WR
1980	Sam McCullum, WR	1990	John L. Williams, FB
1981	Steve Largent, WR	1991	Eugene Robinson, S
1982	Kenny Easley, S	1992	Cortez Kennedy, DT
1983	Curt Warner, RB	1993	Eugene Robinson, S
1984	Kenny Easley, S	1994	Chris Warren, RB
1985	Steve Largent, WR		

Man of the Year

1976	Norm Evans, T	1987	Mike Tice, TE
1980	Jim Zorn, QB	1988	Steve Largent, WR
1981	Manu Tuiaosopo, DT	1989	Norm Johnson, K
1982	Dave Brown, CB	1990	Jacob Green, DE
1983	Paul Johns, WR	1991	Eugene Robinson, S
1984	Jeff West, P	1992	Eugene Robinson, S
1985	Mike Tice, TE	1993	Eugene Robinson, S
1986	Mike Tice, TE	1994	Brian Blades, WR

Pro Bowl

1978	Steve Largent, WR (1)
1979	Steve Largent, WR (2)
1981	Steve Largent, WR (3)

- 1982 Kenny Easley, S (1)
- 1983 Kenny Easley, S (2) (starter); Curt Warner, RB (1) (starter)
- 1984 Dave Brown, CB (1); Kenny Easley, S (3) (unanimous selection); Norm Johnson, K (starter); Dave Krieg (1); Steve Largent, WR (4); Joe Nash, NT (1) (starter); Fredd Young, Special Teams (1).
- 1985 Kenny Easley, S (4) (starter); Steve Largent, WR (5) (starter); Fredd Young, Special Teams (2).
- 1986 Bobby Joe Edmonds, Kick Returner (1); Jacob Green, DE (1); Steve Largent, WR (6) (starter); Curt Warner, RB (2) (starter); Fredd Young, LB (3) (starter)
- 1987 Kenny Easley, S (5) (starter); Jacob Green, DE (2); Steve Largent, WR (7) (starter); Curt Warner, RB (3) (starter); Fredd Young, LB (4) (starter)
- 1988 Dave Krieg, QB (1); Rufus Porter, Special Teams (1).
- 1989 Brian Blades, WR (1); Dave Krieg, QB (2); Rufus Porter, Special Teams (2).
- 1990 John L. Williams, FB (1)
- 1991 Cortez Kennedy, DT (1); John L. Williams, FB (2)
- 1992 Cortez Kennedy, DT (2) (starter); Eugene Robinson, S (1)
- 1993 Cortez Kennedy, DT (3) (starter); Eugene Robinson, S (2); Chris Warren, RB (1)
- 1994 Cortez Kennedy, DT (4) (starter); Rick Tuten, P (1); Chris Warren, RB (2)

NFL Coach of the Year

- 1978 Jack Patera (AP, *The Sporting News*, Washington, D.C. Touchdown Club, Seattle Gold Helmet Committee)
- 1983 Chuck Knox (Vince Lombardi Committee, Seattle Gold Helmet Committee)
- 1984 Chuck Knox (AP, *The Sporting News*, Seattle Gold Helmet Committee)
- 1992 Tom Catlin, Assistant Head Coach/Defense (*Sports Illustrated*)

NFL Defensive Player of the Year

- 1984 Kenny Easley, S (AP, Pro Football Weekly, Kansas City 101 Club)
- 1992 Cortez Kennedy, DT (AP, Pro Football Writers, NEA, *College & Pro Football Newsweekly*)

National Honors

- 1976 Steve Niehaus, DT (NFC Defensive Rookie of the Year); Jim Zorn, QB (NFC Offensive Rookie of the Year)
- 1978 John Thompson, General Manager (*The Sporting News* NFL Executive of the Year)
- 1981 Kenny Easley, S (AFC Defensive Rookie of the Year)
- 1983 Kenny Easley, S (*Football News* AFC Defensive Player of the Year)
- 1984 Kenny Easley, S (NFL Alumni Association Defensive Back of the Year); Fredd Young, Special Teams (AFC Special Teams Player of the Year)
- 1985 Steve Largent, WR (NFL Alumni Association Wide Receiver of the Year); Fredd Young, LB (NFL Alumni Association Special Teams Player of the Year); Curt Warner, RB (*Sports Illustrated* Comeback Player of the Year)
- 1986 Bobby Joe Edmonds, KR (AFC Special Teams Player of the Year); Steve Largent, WR (All-Madden Team)
- 1987 Curt Warner, RB (NFL Alumni Association Running Back of the Year)
- 1988 Steve Largent, WR (NFL Man of the Year)

Pro Football Hall of Fame

- 1995 Steve Largent, WR (elected in first year of eligibility)


HALL OF FAME INDUCTEE



HALL OF FAME: Steve Largent became the first Seahawks player to be elected to the Pro Football Hall of Fame on Saturday, January 28, 1995. Largent will be formally inducted in Canton, Ohio, on Saturday, July 29, along with Jim Finks, Henry Jordan, Lee Roy Selmon, and Kellen Winslow. Largent is the 23rd player to be elected in his first year of eligibility.

NFL RECORDS: Concluded his 14 National Football League seasons with league career records for receptions, 819, since broken by Art Monk (934); yards, 13,089, since broken by James Lofton (14,004) and San Francisco's Jerry Rice (13,275); touchdowns, 100, since broken by Rice (131); consecutive games with a reception, 177, since broken by Monk (180); 50-catch seasons, 10, tied by Gary Clark; and 1,000-yard seasons, 8, since broken by Rice (9). Became only the second person in NFL history to have the career lead in receptions, yards, and touchdowns all at the same time joining Green Bay's Don Hutson (1945). Ranked third all-time at the time of his retirement with 40 career 100-yard games, trailing Don Maynard (50) and Lance Alworth (41). Still ranks eighth in total touchdowns with 101 (has one rushing), fifth with 40 100-yard games, and is 12th in combined yards with 13,396.

CAREER: Finished in the AFC's (or NFC's in 1976) top 10 in receptions ten times in his first 12 seasons, failing only in 1977 and 1982, and in the top five seven times. Led the AFC in receptions in 1978 with 71 and finished second in 1981 (75) and 1987 (58), and was third in the NFC in 1976 (54). The only NFC wide receiver to catch more passes than Largent in 1976 was Dallas' Drew Pearson (58). Largent's total did lead all rookie wide receivers. Finished in the NFL's top 10 in receiving yards seven times, including a first place finish in 1985, and a second in 1978, missing the lead by one yard. Missed only 10 games in his career due to



injury, including six in 1989 with a broken elbow. Selected to play in the AFC-NFC Pro Bowl game seven times, after the 1978, 1979, 1981, 1984, 1985, 1986, and 1987 seasons. Unable to play in the 1979 game because of a wrist injury. Set the Pro Bowl career yardage record with 236, since surpassed by Jerry Rice with 317, and ranks third in receptions with 17, trailing Walter Payton (18) and Rice (22). Originally drafted on the fourth round in 1976 by the Houston Oilers. Was waived by the Oilers on August 24, recalled, and traded to the Seahawks for an eighth-round 1977 draft choice on August 26. The Oilers used that choice to select wide receiver Steve Davis from the University of Georgia.

SEAHAWKS RECORDS: Led the team in both receptions and yards in each of the team's first 12 seasons. Voted by his teammates as the Seahawks Most Valuable Player after the 1977, 1979, 1981, 1985, and 1987 seasons. Was also elected Offensive Captain from 1979-83 and 1985-89. Played in more games (200) with more starts (197) than any other player in team history.

PERSONAL: Currently represents the 1st District of the State of Oklahoma. Was elected to the United States House of Representatives on November 8, 1994, and sworn in on November 29. Attended Putnam City High School in Oklahoma City, Oklahoma, where he lettered in football and baseball. Steve and his wife, Terry, have three sons, Kyle, Kelly, and Kramer, and a daughter, Casie.

DRAFT SUMMARIES

1976 VETERAN ALLOCATION

Player, Pos.	Former Team	Player, Pos.	Former Team
Wayne Baker, DT	San Francisco	Gordon Jolley, T	Detroit
Carl Barisich, DT	Cleveland	Gary Keithley, QB	St. Louis
Nick Bebout, T	Atlanta	Art Kuehn, C	Washington
Lyle Blackwood, DB	Cincinnati	Kerry Marbury, RB	New England
Ed Bradley, LB	Pittsburgh	Al Matthews, DB	Green Bay
Dave Brown, DB	Pittsburgh	Sam McCullum, WR	Minnesota
Don Clune, WR	N.Y. Giants	John McMakin, TE	Detroit
Rondy Colbert, DB	N.Y. Giants	Eddie McMillan, DB	L.A. Rams
Dwayne Crump, DB	St. Louis	Bill Olds, RB	Baltimore
Mike Curtis, LB	Baltimore	Jesse O'Neal, DE	Houston
Jerry Davis, DB	N.Y. Jets	Joe Owens, DE	New Orleans
John Demarie, G	Cleveland	Bob Penchion, G	San Francisco
Norm Evans, T	Miami	Bob Picard, WR	Philadelphia
Ken Geddes, LB	L.A. Rams	Rocky Rasley, G	Kansas City
Gary Hayman, RB	Buffalo	Steve Taylor, DB	Denver
Fred Hoaglin, C	Houston	Dave Tipton, DE	San Diego
Neil Graff, QB	New England	Charles Waddell, TE	San Diego
Don Hansen, LB	Atlanta	Larry Woods, DT	N.Y. Jets
Ron Howard, TE	Dallas	Rolly Woolsey, DB	Dallas
Ken Hutcherson, LB	Green Bay		

1976 COLLEGE DRAFT

1. Steve Niehaus, DT	Notre Dame	6. Alvis Darby, TE	Florida
2a. Sammy Green, LB	Florida	7. Dick Dixon, DT	Arkansas St.
2b. Sherman Smith, WR	Miami, OH	8. Larry Shipp, WR	Louisiana St.
3c. Steve Raible, WR	Georgia Tech	9. Bob Bos, T	Iowa St.
3a. Jeff Lloyd, DE	West Texas St.	10. Randy Coffield, LB	Florida St.
3b. Rick Engles, P	Tulsa	11. Keith Muehr, P	Southwestern La.
3c. Don Bitterlich, K	Temple	12. Ron Barnett, WR	Texas Arlington
4a. Steve Myer, QB	New Mexico	13. Andy Reid, RB	Georgia
4b. Randy Johnson, G	Georgia	14. Jarvis Blinks, DB	Northwestern St.
4c. Andrew Bolton, RB	Fisk	15. Dan Smith, T	Washington St.
5a. Don Dufek, DB	Michigan	16. Jeff Urczyk, G	Georgia Tech
5b. Ernie Jones, DB	Miami	17. Chris Rowland, QB	Washington
5c. Larry Bates, FB	Miami		

40/40 MAN

In 1994, Brian Blades became the second player in franchise history to have a rushing and receiving play of at least 40 yards in the same game. Blades had a 41-yard rush along with a 40-yard reception against Cincinnati to join Dan Doornink, versus Denver in 1982, to accomplish the feat.

1977 COLLEGE DRAFT

- | | | | |
|---|----------------|--|---------------|
| 1a. (choice traded to Dallas) | | 3. Dennis Boyd, DE | Oregon State |
| 1b. Steve August, G | Tulsa | 4a. John Yarno, C | Idaho |
| (choice from Dallas Cowboys) | | 4b. Larry Seivers, WR | Tennessee |
| 2a. Tom Lynch, T | Boston College | (choice from Minnesota Vikings for Ahmad Rashad, WR) | |
| (choice from Dallas Cowboys) | | 5. (choice traded to Detroit for Bill Munson, QB) | |
| 2b. (choice traded to Los Angeles Rams for draft choice and Geoff Reece, C) | | 6. Tony Benjamin, FB | Duke |
| 2c. Terry Beeson, LB | Kansas | 7. David Sims, RB-FB | Georgia Tech |
| (choice from Dallas Cowboys) | | 8. (choice traded to Houston Oilers for Steve Largent, WR) | |
| 2d. Peter Cronan, LB | Boston College | 9. George Adzick, S | Minnesota |
| (choice from Los Angeles Rams) | | 10. Sam Adkins, QB | Wichita State |
| 2e. (choice traded to Dallas Cowboys for Duke Ferguson, WR) | | 11. Bill Westbeld, T | Dayton |
| (Choice from Dallas Cowboys) | | 12. I.V. Wilson, DT | Tulsa |

1978 COLLEGE DRAFT

- | | | | |
|---|---------------|--|-----------|
| 1. Keith Simpson, DB | Memphis State | 9. Rich Grimmett, T | Illinois |
| 2. Keith Butler, LB | Memphis State | 10. Rob Stewart, WR | Lafayette |
| 3. Bob Jy, DB | Pittsburgh | 11a. (choice traded to New Orleans Saints for Andy Dorris, DE) | |
| 4. Al Hunter, RB | Notre Dame | 11b. George Halas, LB | Miami |
| (choice exercised in 1977 supplemental draft) | | (choice from Miami Dolphins for Carl Barisich, DE) | |
| 5. Louis Bullard, T | Jackson State | 12. Jeff Bergeron, RB | Lamar |
| 6. Glenn Starks, WR | Texas A & I | | |
| 7. John Harris, DB | Arizona State | | |
| 8. (choice traded to Minnesota Vikings for Autry Beamon, S and Amos Martin, LB) | | | |

1979 COLLEGE DRAFT

- | | | | |
|--|----------------|--|-------------------|
| 1. Manu Tuiasosopo, DT | UCLA | | Herrera, K) |
| 2. Joe Norman, LB | Indiana | 6. (choice traded to Dallas Cowboys for Bill Gregory, DE) | |
| 3a. Michael Jackson, LB | Washington | 7a. Larry Polowski, LB | Boise State |
| (choice from San Francisco 49ers for Bob Jury, S) | | (choice from Washington Redskins for Don Testerman, FB) | |
| 3b. (choice traded to Dallas Cowboys for Bill Gregory, DE) | | 7b. (choice traded to Washington in Don Testerman transaction) | |
| 3c. (choice traded to San Francisco 49ers in Bob Jury trade) | | 8. (choice traded to Detroit Lions for Ernie Price, DE) | |
| 4a. (choice voluntarily given to Buffalo Bills for Ahmad Rashad signing) | | 9. Ezra Tate, RB | Mississippi State |
| (choice acquired from Tampa Bay Buccaneers for Larry Seivers, WR) | | 10. Robert Hardy, DT | Jackson State |
| 4b. Mark Bell, TE | Colorado State | 11. Jim Hinesly, G | Michigan State |
| 5. (choice traded to Dallas Cowboys for Efen | | 12. Jeff Moore, RB | Jackson State |

1980 COLLEGE DRAFT

- | | | | |
|---|---------------------|---|---------------------|
| 1a. Jacob Green, DE | Texas A & M | | Doornink, FB) |
| (choice from Buffalo Bills) | | 8a. Vic Minor, S | Northeast Louisiana |
| 1b. (choice traded to Buffalo Bills) | | (choice from Minnesota for Steve Niehaus, DT) | |
| 2. Andre Hines, T | Stanford | 8b. Jack Cosgrove, C | Pacific |
| 3. (choice traded to Buffalo) | | 9. Jim Swift, T | Iowa |
| 4. Terry Dion, DE | Oregon | 10a. Ron Essink, T | Grand Valley State |
| 5a. Joe Steele, RB | Washington | 10b. Billy Reaves, WR | Morris Brown |
| 5b. Daniel Jacobs, DE | Winston-Salem State | (choice from Houston for Sammy Green, LB) | |
| (choice from Washington Redskins for Don Testerman, FB) | | 11. Tali Ena, RB | Washington State |
| 6. Mark McNeal, DE | Idaho | 12. Presnell Gilbert, CB | U.S. International |
| 7. (choice traded to N.Y. Giants for Dan | | | |

1981 COLLEGE DRAFT

- | | | | |
|---|----------------------|--|------------------|
| 1. Kenny Easley, S | UCLA | 8. Eric Lane, RB | Brigham Young |
| 2. David Hughes, FB | Boise State | 9a. Jim Stone, RB | Notre Dame |
| 3. Bill Dugan, G | Penn State | 9b. Jim Whatley, WR | Washington State |
| 4. Scott Phillips, WR | Brigham Young | (choice from Minnesota Vikings for Nick Bebout, T) | |
| 5. Edwin Bailey, G | South Carolina State | 10. Ken Dawson, RB | Savannah State |
| 6. Steve Durham, DE | Clemson | 11. Lance Olander, RB | Colorado |
| 7a. Ron Johnson, WR | Long Beach State | 12. Jeff Bednarek, DT | Pacific |
| 7b. Brad Scovill, TE | Penn State | | |
| (choice from Houston for Sammy Green, LB) | | | |

1982 COLLEGE DRAFT

- | | | | |
|--|---------|------------------------|--------------|
| 1. Jeff Bryant, DE | Clemson | 6. Jack Campbell, T | Utah |
| 2. Bruce Scholtz, LB | Texas | 7. Eugene Williams, LB | Tulsa |
| 3a. (choice traded to New England Patriots for Horace Ivory, RB) | | 8. Chester Cooper, WR | Minnesota |
| 3b. Pete Metzelaars, TE | Wabash | 9. David Jefferson, LB | Miami |
| (choice from Buffalo for Tom Lynch, G) | | 10. Craig Austin, LB | South Dakota |
| 4. (choice traded to St. Louis Cardinals for Theotis Brown, RB) | | 11. Sam Clancy, TE | Pittsburgh |
| 5. (choice traded to Los Angeles Rams for Jim Jodat, FB) | | 12. Frank Naylor, C | Rutgers |

1983 COLLEGE DRAFT

- | | | | |
|---|------------|------------------------|---------------|
| 1a. Curt Warner, RB | Penn State | 6. Reginald Gipson, FB | Alabama A & M |
| (choice from Houston Oilers) | | 7. Sam Merriman, LB | Idaho |
| 1b. (choice traded to Houston Oilers) | | 8. Matt Hernandez, T | Purdue |
| 2. (choice traded to Houston Oilers) | | 9. Bob Clasby, T | Notre Dame |
| 3. (choice traded to Houston Oilers) | | 10. Pete Speros, G | Penn State |
| 4. (choice traded to St. Louis Cardinals for Theotis Brown, RB) | | 11. Bob Mayberry, G | Clemson |
| 5. Chris Castor, WR | Duke | 12. Don Dow, T | Washington |

1984 SUPPLEMENTAL DRAFT

- | | | | |
|----------------------|---------------------|---------------------|--------|
| 1. Gordon Hudson, TE | Brigham Young | 3. Frank Seurer, QB | Kansas |
| 2. Alvin Powell, G | Winston-Salem State | | |

1984 COLLEGE DRAFT

- | | | | |
|--|-------------------|--|------------------|
| 1. Terry Taylor, CB | Southern Illinois | 5b. (choice traded to Baltimore Colts for Robert Pratt, G) | |
| 2. Daryl Turner, WR | Michigan State | 6. John Kaiser, LB | Arizona |
| 3. Fredd Young, LB | New Mexico State | 7. Sam Slater, T | Weber State |
| 4a. Rickey Hagood, NT | South Carolina | 8. John Puzar, C | Long Beach State |
| (choice from San Francisco 49ers for Manu Tuiasosopo, NT) | | 9. Adam Schreiber, G | Texas |
| 4b. (choice traded to Baltimore Colts for Roger Carr, WR) | | 10. Randall Morris, RB | Tennessee |
| 5a. (choice traded to New York Giants for Terry Jackson, CB) | | 11. Steve Genza, T | UCLA |
| (choice acquired from San Diego for Roger Carr, WR) | | 12. Theo Windham, S | Utah State |

1985 COLLEGE DRAFT

- | | | | |
|--|----------------------|---|------------------|
| 1. (choice traded to Cincinnati Bengals for Blair Bush, C) | | 6. (choice traded to New York Giants for Terry Jackson, CB) | |
| 2. Owen Gill, FB | Iowa | 7. Ron Mattes, T | Virginia |
| 3. Danny Greene, WR | Washington | 8. Judious Lewis, WR | Arkansas State |
| 4. Tony Davis, TE | Missouri | 9. Bob Otto, DE | Idaho State |
| 5a. Mark Napolitan, C | Michigan State | 10a. John Conner, QB | Arizona |
| (choice from San Diego Chargers for Roger Carr, WR) | | 10b. James Bowers, S | Memphis State |
| 5b. Arnold Brown, CB | No. Carolina Central | (choice from San Francisco 49ers for Manu Tuiasosopo, NT) | |
| (choice from Pittsburgh Steelers for Steve August, T) | | 11. Louis Cooper, LB | Western Carolina |
| 5c. Johnnie Jones, RB | Tennessee | 12. (choice traded to Buffalo for Reggie McKenzie, G) | |

1986 COLLEGE DRAFT

- | | | | |
|---|-------------------|---|------------------|
| 1. John L. Williams, FB | Florida | 7b. Paul Miles, RB | Nebraska |
| 2. (choice traded to New England for Bob Cryder, T) | | (choice from Cleveland Browns for the rights to Sam Clancy, DE) | |
| 3. Patrick Hunter, CB | Nevada-Reno | 8. Alonzo Mitz, DE | Florida |
| 4. (choice traded to Cincinnati Bengals for Dan Ross, TE) | | 9. Michael Black, T | Sacramento State |
| 5. Bobby Joe Edmonds, WR | Arkansas | 10. Don Fairbanks, DE | Colorado |
| 6. Eddie Anderson, S | Fort Valley State | 11. David Norrie, QB | UCLA |
| 7a. (choice traded to Buffalo Bills for Jon Borchardt, G) | | 12. John McVeigh, LB | Miami |

1987 COLLEGE DRAFT

- | | | | |
|---|-----------------|--|------------------------|
| 1. Tony Woods, LB | Pittsburgh | 7b. Derek Tennell, TE | UCLA |
| 2. David Wyman, LB | Stanford | 8. Sammy Garza, QB | Texas-El Paso |
| 3. (choice traded to Cincinnati Bengals for Mike Wilson, T) | | 9. M.L. Johnson, LB | Hawaii |
| 4. Mark Moore, S | Oklahoma State | 10. Louis Clark, WR | Mississippi State |
| 5a. Tommie Agee, FB | Auburn | 11. Daryl Oliver, RB | Miami |
| (choice from Detroit Lions for Shelton Robinson, LB) | | 12a. Wes Dove, DE | Syracuse |
| 5b. Ruben Rodriguez, P | Arizona | (choice from Green Bay Packers for Dan Ross, TE) | |
| 6. (choice traded to Philadelphia Eagles for Greg Naron, G) | | 12b. Tony Burse, FB | Middle Tennessee State |
| 7a. Roland Barbay, NT | Louisiana State | | |
| (choice from Minnesota Vikings for John Harris, S) | | | |

1988 COLLEGE DRAFT

- | | | | |
|---|----------|--|--------------------|
| 1. Brian Bosworth, LB | Oklahoma | 6. Roy Hart, NT | South Carolina |
| (choice exercised in 1987 supplemental draft) | | 7. Ray Jackson, CB | Ohio State |
| 2. Brian Blades, WR | Miami | 8. Robert Tyler, TE | So. Carolina State |
| 3. Tommy Kane, WR | Syracuse | 9. Deatrich Wise, NT | Jackson State |
| 4. Kevin Harmon, RB | Iowa | 10. Derwin Jones, DE | Miami |
| 5a. (choice traded to Phoenix Cardinals for Kelly Stouffer, QB) | | 11a. Rick McLeod, T | Washington |
| (choice from Dallas Cowboys for Ron Essink, T) | | (choice from Green Bay Packers for Dave Brown, CB) | |
| 5b. (choice traded to San Francisco 49ers for Jeff Kemp, QB) | | 11b. Dwayne Harper, CB | So. Carolina State |
| | | 12. Dave DesRochers, T | San Diego State |

1989 COLLEGE DRAFT

- | | | | |
|---|-----------------------|---|------------------|
| 1a. Andy Heck, T | Notre Dame | Heller, T) | |
| (choice from Indianapolis Colts for Fredd Young, LB) | | 5. (choice traded to Phoenix Cardinals for Kelly Stouffer, QB) | |
| 1b. (choice traded to Phoenix Cardinals for Kelly Stouffer, QB) | | 6. (choice traded to Tampa Bay Buccaneers with Randy Edwards, NT for Ron Heller, T) | |
| 2. Joe Tofflemire, C | Arizona | 7. Mike Nettles, CB | Memphis State |
| 3. Elroy Harris, RB | Eastern Kentucky | 8. Marlin Williams, DE | Western Illinois |
| 4a. Travis McNeal, TE | Tennessee-Chattanooga | 9. David Franks, G | Connecticut |
| 4b. James Henry, RS/CB | Southern Mississippi | 10. Derrick Fenner, RB | North Carolina |
| (choice from Philadelphia Eagles for Ron | | 11. Mike Baum, DE | Northwestern |
| | | 12. R.J. Kors, S | Long Beach State |

1990 COLLEGE DRAFT

- | | | | |
|--|----------|---|----------------|
| 1a. Cortez Kennedy, DT | Miami | 4. Chris Warren, RB | Ferrum |
| (choice from New England Patriots) | | 5. Eric Hayes, DT | Florida State |
| 1b. (choice traded to New England Patriots) | | 6. Ned Bolcar, LB | Notre Dame |
| 1c. (choice traded to New England Patriots) | | 7. Bob Kula, T | Michigan State |
| (choice from Indianapolis Colts for Fredd Young, LB) | | 8. Bill Hitchcock, T | Purdue |
| 2a. Terry Wooden, LB | Syracuse | 9. (choice traded to Dallas Cowboys for Daryl Smith, T) | |
| (choice acquired from New England Patriots) | | 10. Robert Morris, DE | Valdosta State |
| 2b. Robert Blackmon, S | Baylor | 11. Daryl Reed, CB | Oregon |
| 3. (choice traded to New England Patriots) | | 12. John Gromos, QB | Vanderbilt |

1991 COLLEGE DRAFT

- | | | | |
|--|--------------------|---|----------------|
| 1. Dan McGwire, QB | San Diego State | 7. (choice traded to Atlanta Falcons for Ronnie Lee, T) | |
| 2a. (choice traded to Los Angeles Raiders) | | 8. (choice traded to Los Angeles Raiders for Vann McElroy, S) | |
| 2b. Doug Thomas, WR | Clemson | 9. (choice traded to Cleveland Browns for Bob Buczkowski, DE) | |
| 3. David Daniels, WR | Penn State | 10. Erik Ringoen, LB | Hofstra |
| 4a. (choice traded to the New England Patriots in 1990.) | | 11. Tony Stewart, RB | Iowa |
| 4b. John Kasay, K | Georgia | 12. Ike Harris, T | South Carolina |
| (choice from Los Angeles Raiders) | | | |
| 5. Harlan Davis, CB | Tennessee | | |
| 6. Michael Sinclair, DE | Eastern New Mexico | | |

1992 COLLEGE DRAFT

- | | | | |
|---|-------------------|---|-----------------------|
| 1. Ray Roberts, T | Virginia | 8. Muhammad Shamsid-Deen, RB | Tennessee-Chattanooga |
| 2. (choice traded to the Minnesota Vikings for Keith Millard, DT) | | 9. Larry Stayner, TE | Boise State |
| 3. Bob Spitulski, LB | Central Florida | 10. Anthony Hamlet, DE | Miami |
| 4. (choice traded to the New Orleans Saints for Rueben Mayes, RB) | | 11. Kris Rongen, G | Washington |
| 5. Gary Dandridge, S | Appalachian State | 12a. Chico Fraley, LB | Washington |
| 6. Michael Bates, WR | Arizona | 12b. John MacNeill, DE | Michigan State |
| 7. Mike Frier, DE | Appalachian State | (choice from New York Jets in compensation for Ron Mattes, T) | |

1993 COLLEGE DRAFT

- | | | | |
|---|------------|---|---------------------|
| 1. Rick Mirer, QB | Notre Dame | 7. Michael McCrary, DE | Wake Forest |
| 2. Carlton Gray, CB | UCLA | 8a. Jeff Blackshear, G | Northeast Louisiana |
| 3. (choice traded to the Minnesota Vikings for Keith Millard, DT) | | 8b. Antonio Edwards, DE | Valdosta State |
| 4. Dean Wells, LB | Tennessee | (choice from Chicago Bears in compensation for signing restricted free agent Joe Cain, LB.) | |
| 5. Terrence Warren, WR | Hampton | | |
| 6. (choice traded to Green Bay Packers for Dave McCloughan, S) | | | |

1994 COLLEGE DRAFT

- | | | | |
|--|---------------------|---|---------------|
| 1. Sam Adams, DT | Texas A&M | 6. (choice traded to New England Patriots for Jon Vaughn, RB) | |
| 2. Kevin Mawae, C | Louisiana State | 7. Carlester Crumpler, TE | East Carolina |
| 3. Lamar Smith, FB | Houston | | |
| 4. Larry Whigham, S | Northeast Louisiana | | |
| 5. (choice traded to San Diego Chargers for 4th round 1995 draft choice) | | | |

1995 COLLEGE DRAFT

- | | | | |
|--|---------------|---|-------------------|
| 1. Joey Galloway, WR | Ohio State | round 1994 choice). | |
| 2. Christian Fauria, TE | Colorado | 5. (choice traded to Detroit Lions for Reggie Barrett, WR) | |
| 3. (choice to Green Bay Packers for signing of restricted free agent Corey Harris, CB) | | 6a. Henry McMillian, DT | Florida |
| 4a. (choice traded to Arizona Cardinals for Ricky Proehl, WR) | | 6b. Eddie Goines, WR | N. Carolina State |
| 4b. Jason Kyle, LB | Arizona State | (compensatory choice for a net loss of free agents in 1994) | |
| (choice from San Diego Chargers for 5th round 1994 choice). | | 7. Keif Bryant, DE | Rutgers |

TRADES

1976

- 8/5 DT Wayne Baker to Oakland Raiders for conditional draft choice.
- 8/26 Eighth-round 1977 draft choice to Houston Oilers for WR Steve Largent.
- 9/6 Fifth-round 1977 draft choice to Detroit Lions for QB Bill Munson.
- 9/6 Exchange of twelfth-round 1977 draft choices with Pittsburgh Steelers for G Ron Coder.
- 9/7 WR Ahmad Rashad to Minnesota Vikings for fourth-round 1977 draft choice.
- 9/7 S Terry Brown to Cleveland Browns for CB Ted Bachman. Brown had been claimed on waivers from St. Louis Cardinals.

1977

- 5/3 First-round 1977 draft choice (#2) to Dallas Cowboys for first-round (#14) and three second-round 1977 draft choices.
- 5/3 Second-round 1977 draft choice to Los Angeles Rams for C

- Geoff Reece and Rams' second-round 1977 draft choice.
- 5/3 Second-round 1977 draft choice to Dallas Cowboys for WR Duke Fergerson.
- 5/3 LB Ed Bradley to San Francisco 49ers for DT Bill Sandifer.
- 7/20 DT Carl Barisich to Miami Dolphins for eleventh-round 1978 draft choice.
- 8/30 WR Larry Seivers to Tampa Bay Buccaneers for fourth-round 1979 draft choice. Seattle gives draft choice to Buffalo Bills as voluntary compensation for Ahmad Rashad signing in 1976.
- 9/5 Eighth-round 1978 draft choice to Minnesota Vikings for S Autry Beamon and LB Amos Martin.
- 9/6 Eleventh-round 1978 draft choice to New Orleans Saints for DE Andy Dorris.

1978

- 8/15 Fifth-round 1979 draft choice to Dallas Cowboys for K Efen Herrera.
- 8/28 S Bob Jury and third-round 1979 draft choice to San Francisco 49ers for third-round 1979 draft choice.
- 8/28 Third-round and sixth-round 1979 draft choices to Dallas Cowboys for DE Bill Gregory and third-round 1979 draft choice.
- 9/27 DT Bill Cooke and eighth-round 1979 draft choice to Detroit Lions for DE Ernie Price.

1979

- 3/30 FB Don Testerman and seventh-round 1979 draft choice to Washington Redskins for seventh-round 1979 and fifth-round 1980 draft choices.
- 4/16 G Gordon Jolley to Detroit Lions for past considerations.
- 8/1 DT Steve Niehaus to Minnesota Vikings for DE Carl Eller and eighth-round 1980 draft choice.
- 8/21 Seventh-round 1980 draft choice to New York Giants for FB Dan Doornink.

1980

- 4/29 First-round (#16) and third-round 1980 draft choices to Buffalo Bills for first-round (#10) 1980 draft choice.
- 4/30 LB Sammy Green to Houston Oilers for tenth-round 1980 and seventh-round 1981 draft choices.
- 8/26 Fifth-round 1982 draft choice to Los Angeles Rams for FB Jim Jodat.
- 9/1 T Nick Bebout to Minnesota Vikings for ninth-round 1981 draft choice.

1981

- 9/25 Third-round 1982 draft choice to New England Patriots for RB Horace Ivory.
- 10/13 Fourth-round 1982 and fourth-round 1983 draft choices to St. Louis Cardinals for RB Theotis Brown.
- 10/13 G Tom Lynch to Buffalo Bills for third-round 1982 draft choice.

1982

- 4/30 LB Terry Beeson to Atlanta Falcons for conditional 1983 draft choice.

BACK TO BACK

In 1994, the Seahawks posted back-to-back one-point wins for the first time in franchise history. Seattle defeated the Tampa Bay Buccaneers 22-21 on November 20, and the Kansas City Chiefs 10-9 on November 27, both in the Kingdome.

- 7/12 Fifth-round 1984 draft choice to Baltimore Colts for G Robert Pratt.
- 9/3 Fourth-round 1984 draft choice to Baltimore Colts for WR Roger Carr.

1983

- 4/24 First-round (#9), second-round, and third-round 1983 draft choices to Houston Oilers for first-round (#3) 1983 draft choice.
- 6/28 Twelfth-round 1985 draft choice to Buffalo Bills for G Reggie McKenzie.
- 6/29 First-round 1985 draft choice to Cincinnati Bengals for C Blair Bush.
- 8/24 RB Sherman Smith and WR Roger Carr to San Diego Chargers for fifth-round 1984 draft choice and fifth-round 1985 draft choice.

1984

- 3/12 Fifth-round 1984 and sixth-round 1985 draft choices to New York Giants for CB Terry Jackson.
- 4/4 NT Manu Tuiaosopo to San Francisco 49ers for fourth-round 1984 and tenth-round 1985 draft choices.
- 7/31 Second-round 1986 draft choice to New England Patriots for T Bob Cryder.
- 10/9 T Steve August to Pittsburgh Steelers for fifth-round 1985 draft choice.

1985

- 4/26 Seventh-round 1986 draft choice to Buffalo Bills for G Jon Borchardt.
- 8/20 TE Pete Metzelaars to Buffalo Bills for WR Byron Franklin.
- 8/27 The rights to DE Sam Clancy to Cleveland Browns for seventh-round 1986 draft choice.
- 10/15 Fourth-round 1986 draft choice to Cincinnati Bengals for TE Dan Ross.

1986

- 8/9 Sixth-round 1987 draft choice to Philadelphia Eagles for G Greg Naron.
- 8/19 TE Dan Ross to Green Bay Packers for twelfth-round 1987 draft choice.
- 8/27 Third-round 1987 draft choice to Cincinnati Bengals for T Mike Wilson.
- 9/1 LB Shelton Robinson to Detroit Lions for fifth-round 1987 draft choice.
- 9/2 S John Harris to Minnesota Vikings for seventh-round 1987 draft choice.

1987

- 5/19 Fifth-round 1988 draft choice to San Francisco 49ers for QB Jeff Kemp.
- 8/25 T Ron Essink to Dallas Cowboys for fifth-round 1988 draft choice.
- 8/26 CB Dave Brown to Green Bay Packers for eleventh-round 1988 draft choice.

1988

- 4/22 Fifth-round 1988, first-round 1989, and fifth-round 1989 draft choices to Phoenix Cardinals for QB Kelly Stouffer.
- 5/4 NT Randy Edwards and sixth-round 1989 draft choice to Tampa Bay Buccaneers for T Ron Heller.
- 5/23 Conditional draft choice to Washington Redskins for CB Tim Morrison.
- 8/1 WR Daryl Turner to Cleveland Browns for an undisclosed

draft choice. Turner fails his physical, is returned to Seahawks, and waived.

- 8/22 T Ron Heller to Philadelphia Eagles for fourth-round 1989 draft choice.
- 9/8 LB Fredd Young to Indianapolis Colts for first-round 1989 and first-round 1990 draft choices.

1989

- 7/25 Ninth-round 1990 draft choice to Dallas Cowboys for T Daryle Smith.
- 7/28 Conditional draft choice to Detroit Lions for T Curt Singer.
- 8/7 C Kevin Thomas to Phoenix Cardinals for conditional draft choice.
- 8/31 CB Terry Taylor to Detroit Lions for FB James Jones.

1990

- 4/22 Two first-round (#8 and #10) and third-round 1990 draft choices and fourth-round 1991 draft choice to New England Patriots for first-round (#3) and second-round (#29) 1990 draft choices.
- 7/27 LB Willie Walker to New York Jets for conditional draft choice.
- 8/26 Conditional draft choice to Detroit Lions for WR John Ford.
- 8/28 Seventh-round 1991 draft choice to Atlanta Falcons for T Ronnie Lee.
- 10/16 Eighth-round 1991 draft choice to Los Angeles Raiders for S Vann McElroy.

1991

- 1/31 T Ron Mattes to New York Jets for twelfth-round 1992 draft choice.
- 4/22 Ninth-round 1991 draft choice to Cleveland Browns for DE Bob Buczkowski.

1992

- 4/25 Second-round 1992 and third-round 1993 draft choices to Minnesota Vikings for DT Keith Millard.
- 4/26 Fourth-round 1992 draft choice to New Orleans Saints for RB Rueben Mayes.

1993

- 4/26 Sixth-round 1993 draft choice to Green Bay Packers for S Dave McCloughan.
- 8/25 Sixth-round 1994 draft choice to New England Patriots for RB Jon Vaughn.

1994

- 4/25 Fifth-round 1994 draft choice to San Diego Chargers for fourth-round 1995 draft choice.
- 4/28 Fifth-round 1995 draft choice to Detroit Lions for WR Reggie Barrett.

1995

- 3/10 Third-round 1995 draft choice to Green Bay Packers for signing restricted free agent CB Corey Harris.
- 4/3 Fourth-round (a) 1995 draft choice to Arizona Cardinals for WR Ricky Proehl.

ALMOST IDENTICAL

Through 102 games of his career, Seahawks wide receiver Brian Blades has caught 416 passes for 5,560 yards and 26 touchdowns. In the first 102 games of what turned out to be a Hall of Fame career, Steve Largent caught 414 passes for 6,740 yards and 51 touchdowns.



RECORDS

INDIVIDUAL RECORDS

SERVICE

Most Seasons

- 14 Steve Largent, 1976-89
- 13 Joe Nash, 1982-94
- 12 Jacob Green, 1980-91
- Dave Krieg, 1980-91
- Jeff Bryant, 1982-93

Most Games Played

- 200 Steve Largent, 1976-89
- 194 Joe Nash, 1982-94
- 178 Jacob Green, 1980-91

Most Consecutive Games Played

- 120 Eugene Robinson, 1985-94
- 109 Joe Nash, 1988-94
- (current)
- 94 John Harris, 1978-85
- Jacob Green, 1980-87

Most Games Started

- 197 Steve Largent, 1976-89
- 176 Jacob Green, 1980-91
- 167 Jeff Bryant, 1982-93

SCORING

POINTS

Most Points, Career

- 810 Norm Johnson, 1982-90
- (159 FG, 333 PAT)
- 608 Steve Largent, 1976-89
- (101 TDs: 1-R, 100-P, 2 PAT)
- 372 Curt Warner, 1983-89
- (62 TDs: 55-R, 7-P)

Most Points, Season

- 110 Norm Johnson, 1984
- (20 FG, 50 PAT)
- 108 Norm Johnson, 1986
- (22 FG, 42 PAT)
- 105 Norm Johnson, 1988
- (22 FG, 39 PAT)

Most Points, No TDs, Season

- 110 Norm Johnson, 1984
- (20 FG, 50 PAT)
- 108 Norm Johnson, 1986
- (22 FG, 42 PAT)
- 105 Norm Johnson, 1988
- (22 FG, 39 PAT)

Most Points, Rookie, Season

- 102 John Kasay, 1991
- (25 FG, 27 PAT)
- 84 Curt Warner, 1983
- (14 TDs: 13-R, 1-P)
- 60 Daryl Turner, 1984
- (10 TDs: 10-P)

Most Points, Game

- 24 Daryl Turner, vs. San Diego 9/15/85 (4-P)
- Curt Warner, vs. Denver 12/11/88 (4-R)
- 19 By Norm Johnson, 2 Times
- (Last: vs. L.A. Raiders 12/18/88
- [5 FG, 4 PAT])

Most Consecutive Games

Scoring

- 48 Norm Johnson, 1985-89
- 45 Norm Johnson, 1982-85
- 41 John Kasay, 1992-94

TOUCHDOWNS

Most Touchdowns, Career

- 101 Steve Largent, 1976-89
- (1-R, 100-P)
- 62 Curt Warner, 1983-89
- (55-R, 7-P)
- 38 Sherman Smith, 1976-82
- (28-R, 10-P)

Most Touchdowns, Season

- 15 David Sims, 1978
- (14-R, 1-P)
- Sherman Smith, 1979
- (11-R, 4-P)
- Derrick Fenner, 1990
- (14-R, 1-P)

Most Touchdowns, Rookie, Season

- 14 Curt Warner, 1983
- (13-R, 1-P)
- 10 Daryl Turner, 1984 (10-P)
- 8 David Sims, 1977
- (5-R, 3-P)
- Brian Blades, 1988 (8-P)

Most Touchdowns, Game

- 4 Daryl Turner, vs. San Diego 9/15/84 (4-P)
- Curt Warner, vs. Denver 12/11/88 (4-R)
- 3 By 11 Players
- (Last: Derrick Fenner, vs. Cincinnati 10/1/90
- [2-R, 1-P])

Most Consecutive Games

Scoring Touchdowns

- 7 David Sims, 1978
- Chris Warren, 1993-94
- 5 Curt Warner, 1983
- Steve Largent, 1984

POINTS AFTER TOUCHDOWNS

Most Points After Touchdown Attempted, Career

- 338 Norm Johnson, 1982-90
- 148 Efren Herrera, 1978-81
- 97 John Kasay, 1991-94

Most Points After Touchdown Attempted, Season

- 51 Norm Johnson, 1984
- 50 Norm Johnson, 1983
- 46 Efren Herrera, 1979

Most Points After Touchdown Attempted, Game

- 8 John Leyboldt, vs. Buffalo 10/20/77
- 7 Norm Johnson, vs. San Diego 9/15/85

- 6 By 3 Players
(Last: Norm Johnson, vs.
Denver 12/11/88)

**Most Points After Touchdown,
Career**

- 333 Norm Johnson, 1982-90
139 Efren Herrera, 1978-81
94 John Kasay, 1991-94

**Most Points After Touchdown,
Season**

- 50 Norm Johnson, 1984
49 Norm Johnson, 1983
43 Efren Herrera, 1979

**Most Points After Touchdown,
Game**

- 8 John Leyboldt, vs. Buffalo
10/20/77
7 Norm Johnson, vs. San
Diego 9/15/85
6 By 3 Players
(Last: Norm Johnson, vs.
Denver 12/11/88)

**Most Consecutive Points After
Touchdown**

- 165 Norm Johnson, 1985-90
72 Norm Johnson, 1984-85
67 John Kasay, 1992-94

**Highest Points After Touchdown
Percentage (100 or more PATs)**

- 98.52 Norm Johnson 1982-89
(333-338)
93.92 Efren Herrera 1978-81
(139-148)

**Most Points After Touchdown,
No Misses, Season**

- 42 Norm Johnson, 1986
40 Norm Johnson, 1987
39 Norm Johnson, 1988

**Most Points After Touchdown,
No Misses, Game**

- 8 John Leyboldt, vs. Buffalo
10/20/77
7 Norm Johnson, vs. San
Diego 9/15/85
6 By 3 Players
(Last: Norm Johnson, vs.
Denver 12/11/88)

TWO-POINT CONVERSIONS

(Two-point conversion rule was
adopted in 1994)

**Most Two-Point Conversion
Attempts, Career**

- 2 Rick Tuten, 1991-94
1 By 4 Players

**Most Two-Point Conversion
Attempts, Season**

- 2 Rick Tuten, 1994
1 By 4 Players

**Most Two-Point Conversion
Attempts, Game**

- 1 By 6 Players
(Last: Rick Tuten, at
Cleveland 12/24/94
[pass])

**Most Two-Point Conversions
Made, Career**

- 1 By 4 Players

**Most Two-Point Conversions
Made, Season**

- 1 By 4 Players

**Most Two-Point Conversions
Made, Game**

- 1 By 4 Players
Last: Rick Tuten, vs.
Tampa Bay 11/20/94
[run])

FIELD GOALS

**Most Field Goals Attempted,
Career**

- 228 Norm Johnson, 1982-90
105 John Kasay, 1991-94
92 Efren Herrera, 1978-81

**Most Field Goals Attempted,
Season**

- 35 Norm Johnson, 1986
32 Norm Johnson, 1990
31 Efren Herrera, 1980
John Kasay, 1991

**Most Field Goals Attempted,
Game**

- 6 Norm Johnson, vs. Kansas
City 9/20/87
5 By 3 Players
(Last: Norm Johnson, vs.
L.A. Raiders 12/18/88)

Most Field Goals, Career

- 159 Norm Johnson, 1982-90
82 John Kasay, 1991-94
64 Efren Herrera, 1978-81

Most Field Goals, Season

- 25 John Kasay, 1991
23 Norm Johnson, 1990
John Kasay, 1993

**Most Field Goals, Rookie,
Season**

- 25 John Kasay, 1991
10 Norm Johnson, 1982
3 Wilson Alvarez, 1981

Most Field Goals, Game

- 5 Norm Johnson, vs. Kansas
City 9/20/87 (6 attempts)
Norm Johnson, vs. L.A.
Raiders 12/18/88
(5 attempts)
4 By 6 Players
(Last: John Kasay, at
Cincinnati 9/26/93
[4 attempts])

Most Field Goals, One Quarter

- 3 Norm Johnson, vs. L.A.
Raiders 12/18/88 (2nd)
Norm Johnson, vs. Kansas
City 10/8/89 (2nd)
2 19 Times
(Last: John Kasay, vs.
Pittsburgh 9/25/94 [2nd])

**Most Consecutive Games
Scoring Field Goals**

- 10 Efren Herrera, 1978-79
9 Norm Johnson, 1983-84
John Kasay, 1991

Most Consecutive Field Goals

- 13 Efren Herrera, 1979-80
John Kasay, 1991
11 Norm Johnson, 1984

Longest Field Goal

- 55 John Kasay, at Kansas
City 1/2/94
54 By 4 Players

(Last: John Kasay vs.
San Diego 10/27/91)

Longest Field Goal Attempted

- 60 Efen Herrera, vs. Kansas City 11/9/80
- 56 John Kasay, at Denver 11/13/94
- 55 By 3 Players

(Last: John Kasay, at
Kansas City 1/2/94)

Highest Field Goal Percentage, Career (Minimum 25 Attempts)

- 78.10 John Kasay, 1991-94 (105-82)
- 69.74 Norm Johnson, 1982-90 (228-159)
- 69.57 Efen Herrera, 1978-81 (92-64)

Highest Field Goal Percentage, Season (Minimum 1 attempt per game)

- 83.33 Norm Johnson, 1984 (24-20)
- 83.33 John Kasay, 1994 (24-20)
- 82.61 Efen Herrera, 1979 (23-19)

Most Field Goals, No Misses, Game

- 5 Norm Johnson, vs. L.A. Raiders 12/18/88
 - 4 By 6 Players
- (Last: John Kasay, at Cincinnati 9/26/93)

Most Field Goal Attempts, 50 or More Yards, Career

- 26 Norm Johnson, 1982-90
- 10 John Kasay, 1991-94
- 9 Efen Herrera, 1978-81

Most Field Goals, 50 or More Yards, Career

- 10 Norm Johnson, 1982-90
- 6 John Kasay, 1991-94
- 2 Efen Herrera, 1978-81

Most Field Goals, 50 or More Yards, Season

- 5 Norm Johnson, 1986
- 3 John Kasay, 1993
- 2 John Kasay, 1991

Most Field Goals, 50 or More Yards, Game

- 2 Norm Johnson, vs. L.A. Raiders 12/8/86
 - John Kasay, vs. San Diego 10/23/91 (Ties NFL record)
 - 1 By 14 Players
- (Last: John Kasay, at Kansas City 1/2/94)

SAFETIES

Most Safeties, Career

- 2 Rod Stephens, 1989-94
- 1 By 5 Players

Most Safeties, Season

- 2 Rod Stephens, 1993 (Ties NFL Record)
 - 1 By 5 Players
- (Last: Antonio Edwards, 1993)

Most Safeties, Game

- 1 By 7 Players
- (Last: Rod Stephens, at L.A. Raiders 12/12/93)

RUSHING

ATTEMPTS

Most Attempts, Career

- 1,649 Curt Warner, 1983-89
- 1,148 John L. Williams, 1986-93
- 846 Chris Warren, 1990-94

Most Attempts, Season

- 335 Curt Warner, 1983
- 333 Chris Warren, 1994
- 319 Curt Warner, 1986

Most Attempts, Rookie, Season

- 335 Curt Warner, 1983
- 129 John L. Williams, 1986
- 119 Sherman Smith, 1976

Most Attempts, Game

- 36 Chris Warren, at New England 9/19/93
- 32 Curt Warner, vs. Kansas City 11/27/83 (OT)
- 30 Chris Warren, at Houston 12/11/94

YARDS GAINED

Most Yards Gained, Career

- 6,705 Curt Warner, 1983-89
- 4,579 John L. Williams, 1986-93
- 3,658 Chris Warren, 1990-94

Most Seasons, 1,000 or More Yards Rushing

- 4 Curt Warner, 1983, 1985, 1986, 1988
- 3 Chris Warren, 1992, 1993, 1994

Most Yards Gained, Season

- 1,545 Chris Warren, 1994
- 1,481 Curt Warner, 1986
- 1,449 Curt Warner, 1983

Most Yards Gained, Rookie, Season

- 1,449 Curt Warner, 1983
- 538 John L. Williams, 1986
- 537 Sherman Smith, 1976

Most Yards Gained, Game

- 207 Curt Warner, vs. Kansas City 11/27/83 (OT)
- 192 Curt Warner, vs. Denver 12/20/86
- 185 Chris Warren, at Houston 12/11/94

Most Games, 100 or More Yards Rushing, Career

- 23 Curt Warner, 1983-89
- 13 Chris Warren, 1990-94
- 6 John L. Williams, 1986-93

Most Games, 100 or More Yards Rushing, Season

- 7 Curt Warner, 1986
- Chris Warren, 1994
- 6 Curt Warner, 1983

Most Consecutive Games, 100 or More Yards, Rushing

- 2 Curt Warner, 1983 (twice)
- Curt Warner, 1986
- Chris Warren, 1993-94
- Chris Warren (twice)

**Most Games, 2 or More Players
with 100 or More Yards Rushing**

- vs. L.A. Raiders 11/28/88
(Curt Warner 130 and
John L. Williams 106)
- vs. Denver 12/11/88
(Curt Warner 126 and
John L. Williams 109)

Longest Run From Scrimmage

- 67 Sherman Smith, vs.
Chicago 11/5/78
Al Hunter, vs. Cleveland
11/11/79
- 60 Curt Warner, vs. Kansas
City 9/4/83 (1st career
attempt)
Curt Warner, vs. Denver
12/20/86 (TD)

AVERAGE GAIN**Highest Average Gain, Career
(100 or More Attempts)**

- 4.87 Jim Zorn, 1976-84
(307-1,494)
- 4.32 Chris Warren, 1990-94
(846-3,658)
- 4.23 Sherman Smith, 1976-82
(810-3,429)

**Highest Average Gain, Season
(100 or More Attempts)**

- 4.87 Sherman Smith, 1978
(165-805)
- 4.68 Sherman Smith, 1977
(163-763)
- 4.64 Curt Warner, 1986
(319-1,481)

**Highest Average Gain, Game (10
or More Attempts)**

- 8.86 Sherman Smith, vs. Atlanta
11/7/76 (14-124)
- 8.64 Lawrence McCutcheon, vs.
Dallas 11/27/80 (11-95)
- 8.07 Eric Lane, vs. Minnesota
9/30/84 (14-113)

TOUCHDOWNS**Most Touchdowns, Career**

- 55 Curt Warner, 1983-89
- 28 Sherman Smith, 1976-82
- 20 Chris Warren, 1990-94

Most Touchdowns, Season

- 14 David Sims, 1978
Derrick Fenner, 1990
- 13 Curt Warner, 1983
Curt Warner, 1986

**Most Touchdowns, Rookie,
Season**

- 13 Curt Warner, 1983
- 5 David Sims, 1977
- 4 Sherman Smith, 1976
Jim Zorn, 1976

Most Touchdowns, Game

- 4 Curt Warner, vs. Denver
12/11/88
- 3 By 7 Players
(Last: Derrick Fenner, vs.
Denver 9/23/90 [OT])

**Most Consecutive Games
Rushing for Touchdown**

- 7 Chris Warren, 1993-94
- 5 Curt Warner, 1983

- 4 David Sims, 1978
Derrick Fenner, 1990

PASSING**PASS RATING****Highest Pass Rating, Career
(Minimum 1,000 Attempts)**

- 82.3 Dave Krieg, 1980-91
- 67.8 Jim Zorn, 1976-84

**Highest Pass Rating, Season
(Minimum 160 Attempts)**

- 95.0 Dave Krieg, 1983
- 94.6 Dave Krieg, 1988
- 91.0 Dave Krieg, 1986

**Highest Pass Rating, Rookie,
Season (Qualifiers)**

- 67.0 Rick Mirer, 1993
- 49.5 Jim Zorn, 1976

ATTEMPTS**Most Passes Attempted, Career**

- 3,576 Dave Krieg, 1980-91
- 2,992 Jim Zorn, 1976-84
- 867 Rick Mirer, 1993-94

Most Passes Attempted, Season

- 532 Dave Krieg, 1985
- 505 Jim Zorn, 1979
- 499 Dave Krieg, 1989

**Most Passes Attempted, Rookie,
Season**

- 486 Rick Mirer, 1993
(NFL rookie record)
- 436 Jim Zorn, 1976
- 173 Kelly Stouffer, 1988

Most Passes Attempted, Game

- 51 Dave Krieg, vs. Atlanta
10/13/85
- 50 Dave Krieg, vs. Denver
12/15/84
Jeff Kemp, at Denver
9/15/91

COMPLETIONS**Most Passes Completed, Career**

- 2,096 Dave Krieg, 1980-91
- 1,593 Jim Zorn, 1976-84
- 469 Rick Mirer, 1993-94

Most Passes Completed, Season

- 286 Dave Krieg, 1989
- 285 Jim Zorn, 1979
Dave Krieg, 1985

**Most Passes Completed, Rookie,
Season**

- 274 Rick Mirer, 1993
(NFL rookie record)
- 208 Jim Zorn, 1976
- 98 Kelly Stouffer, 1988

Most Passes Completed, Game

- 33 Dave Krieg, vs. Atlanta
10/13/85
- 31 Jim Zorn, vs. Kansas City
9/27/81
Dave Krieg, vs. Denver
11/20/83

**Most Consecutive Passes
Completed**

- 15 Jim Zorn, vs. Cleveland
10/12/80
- 14 Jim Zorn, vs. N.Y. Jets

11/26/79
Dave Krieg, vs. L.A.
Raiders 9/16/90

COMPLETION PERCENTAGE

Highest Completion Percentage, Career (100 Attempts)

- 58.61 Dave Krieg, 1980-91
(3,576-2,096)
- 54.09 Rick Mirer, 1993-94
(867-469)
- 53.15 Jim Zorn, 1976-84
(2,997-1,593)

Highest Completion Percentage, Season (Qualifiers)

- 65.61 Dave Krieg, 1991
(285-187)
- 60.54 Dave Krieg, 1987
(294-178)
- 60.49 Dave Krieg, 1983
(243-147)

Highest Completion Percentage, Rookie, Season (Qualifiers)

- 56.38 Rick Mirer, 1993 (486-274)
- 47.38 Jim Zorn, 1976 (439-208)

Highest Completion Percentage, Game (20 Attempts)

- 86.36 Dave Krieg, vs. Denver
12/11/88 (22-19)
- 80.65 Dave Krieg, vs. Pittsburgh
10/20/91 (31-25)
- 79.31 Jim Zorn, vs. Cleveland
10/12/80 (29-23)
Dave Krieg, vs. San Diego
10/29/84 (29-23)

YARDS GAINED

Most Yards Gained, Career

- 26,132 Dave Krieg, 1980-91
- 20,122 Jim Zorn, 1976-84
- 4,984 Rick Mirer, 1993-94

Most Seasons, 3,000 or More Yards Passing

- 4 Dave Krieg, 1984, 1985,
1989, 1990
- 3 Jim Zorn, 1978-80

Most Consecutive Seasons, 3,000 or More Yards Passing

- 3 Jim Zorn, 1978-80
- 2 Dave Krieg, 1984-85
Dave Krieg, 1989-90

Most Yards Gained, Season

- 3,671 Dave Krieg, 1984
- 3,661 Jim Zorn, 1979
- 3,602 Dave Krieg, 1985

Most Yards Gained, Rookie, Season

- 2,833 Rick Mirer, 1993
(NFL rookie record)
- 2,571 Jim Zorn, 1976
- 1,106 Kelly Stouffer, 1988

Most Yards Gained, Game

- 418 Dave Krieg, vs. Denver
11/20/83
- 410 Dave Krieg, vs. L.A.
Raiders 12/18/88
- 406 Dave Krieg, vs. Denver
11/25/84

Most Games, 400 or More Yards Passing, Career

- 4 Dave Krieg, 1980-91

Most Games, 300 or More Yards Passing, Career

- 11 Dave Krieg, 1980-91
- 9 Jim Zorn, 1976-84
- 2 Jeff Kemp, 1987-91

Most Games, 300 or More Yards Passing, Season

- 3 Jim Zorn, 1979
Dave Krieg, 1984
- 2 By 3 Players
(Last: Dave Krieg, 1985)

Most Consecutive Games, 300 or More Yards Passing, Season

- 2 Jim Zorn, 1979
Jim Zorn, 1981

Longest Pass Completion

- 82 Jim Zorn (to David Sims)
vs. Cincinnati 9/25/77
(TD)
- 80 3 Times
(Last: Dave Krieg (to
Daryl Turner) at Denver
11/25/84 [TD])

AVERAGE GAIN

Highest Average Gain, Career (1,000 Attempts)

- 7.31 Dave Krieg, 1980-91
(3,576-26,132)
- 6.73 Jim Zorn, 1976-84
(2,992-20,122)

Highest Average Gain, Season (Qualifiers)

- 8.80 Dave Krieg, 1983
(243-2,139)
- 7.79 Dave Krieg, 1986
(375-2,921)
- 7.65 Dave Krieg, 1984
(480-3,761)

Highest Average Gain, Rookie, Season (Qualifiers)

- 5.83 Rick Mirer, 1993
(486-2,833)
- 5.85 Jim Zorn, 1976 (439-2,571)

Highest Average Gain, Game (20 Attempts)

- 14.52 Dave Krieg, vs. San Diego
12/14/86 (21-305)
- 13.30 Dave Krieg, vs. Kansas
City 11/11/90 (23-306)
- 12.87 Jim Zorn, vs. Buffalo
10/30/77 (23-296)

TOUCHDOWNS

Most Touchdown Passes, Career

- 195 Dave Krieg, 1980-91
- 107 Jim Zorn, 1976-84
- 23 Rick Mirer, 1993-94

Most Touchdown Passes, Season

- 32 Dave Krieg, 1984
- 27 Dave Krieg, 1985
- 23 Dave Krieg, 1987

Most Touchdown Passes, Game

- 5 Dave Krieg, vs. Detroit

12/2/84
 Dave Krieg, vs. San Diego
 9/15/85
 Dave Krieg, vs. L.A.
 Raiders 12/18/88

Most Games, 5 or More TD Passes, Career

3 Dave Krieg, 1980-91

Most Games, 4 or More TD Passes, Career

7 Dave Krieg, 1980-91
 4 Jim Zorn, 1976-84
 1 Steve Myer 1976-79
 Jeff Kemp, 1987-91

Most Games, 5 or More TD Passes, Season

1 Dave Krieg, 1984
 Dave Krieg, 1985
 Dave Krieg, 1988

Most Games, 4 or More TD Passes, Season

2 Jim Zorn, 1977
 Dave Krieg, 1985
 Dave Krieg, 1988

Most Consecutive Games, 4 or More TD Passes

1 12 Times
 (Last: Dave Krieg, vs.
 L.A. Raiders 12/18/88)

Most Consecutive Games, Touchdown Passes

28 Dave Krieg, 1983-85
 (3rd in NFL history)
 10 By 3 Players
 (Last: Dave Krieg,
 1988-89)

HIGHEST PERCENTAGE, TOUCHDOWN PASSES

Highest %, TD Passes, Career (100 Attempts)

5.45 Dave Krieg, 1980-91
 (3,576-195)
 3.75 Steve Myer, 1976-79
 (160-6)
 3.61 Jeff Kemp, 1987-91
 (249-9)

Highest %, TD Passes Season (Qualifiers)

7.89 Dave Krieg, 1988 (228-18)
 7.82 Dave Krieg, 1987 (294-23)
 7.41 Dave Krieg, 1983 (243-18)

Highest %, TD Passes, Rookie, Season (Qualifiers)

2.73 Jim Zorn, 1976 (439-12)
 2.47 Rick Mirer, 1993 (486-12)

HAD INTERCEPTED

Most Consecutive Passes Attempted, None Intercepted

153 Jim Zorn, 1979
 137 Dave Krieg, 1988
 132 Rick Mirer, 1994

Most Passes Had Intercepted, Career

148 Dave Krieg, 1980-91
 133 Jim Zorn, 1976-84
 24 Rick Mirer, 1993-94

Most Passes Had Intercepted, Season

27 Jim Zorn, 1976
 24 Dave Krieg, 1984
 20 By 5 Players
 (Last: Dave Krieg, 1990)

Most Passes Had Intercepted, Game

6 Jim Zorn, vs. Detroit
 10/24/76
 5 Jim Zorn, vs. Kansas City
 11/9/80
 Dave Krieg, at Kansas City
 12/9/84

Most Attempts, No Interceptions, Game

47 Jim Zorn, vs. Kansas City
 9/27/81
 44 Dave Krieg, vs. Denver
 11/25/84
 40 Rick Mirer, vs. San Diego
 10/3/93

LOWEST PERCENTAGE, PASSES HAD INTERCEPTED

Lowest %, Passes Had Intercepted, Career (100 Attempts)

2.77 Rick Mirer, 1993-94
 (867-24)
 4.14 Dave Krieg, 1980-91
 (3,576-148)
 4.31 Gale Gilbert, 1985-86
 (116-5)

Lowest %, Passes Had Intercepted, Season (Qualifiers)

1.84 Rick Mirer, 1994 (381-7)
 2.27 Jim Zorn, 1981 (397-9)
 2.93 Dave Krieg, 1986 (375-11)
 3.41 Jim Zorn, 1983 (205-7)

Lowest %, Passes Had Intercepted, Rookie Season, (Qualifiers)

3.50 Rick Mirer, 1993 (486-17)
 6.15 Jim Zorn, 1976 (439-27)

RECEIVING

Most Pass Receptions, Career

819 Steve Largent, 1976-89
 (2nd in NFL history)
 471 John L. Williams, 1986-93
 416 Brian Blades, 1988-94

Most Seasons, 70 or More Pass Receptions

6 Steve Largent, 1978,
 1981, 1983-86
 4 Brian Blades, 1989, 1991,
 1993-94
 3 John L. Williams, 1989,
 1990, 1992

Most Seasons, 50 or More Pass Receptions

10 Steve Largent, 1976,
 1978-81, 1983-87
 (NFL record)
 6 John L. Williams, 1988-93
 4 Brian Blades, 1989, 1991,
 1993, 1994

Most Pass Receptions, Season

- 81 Brian Blades, 1994
- 80 Brian Blades, 1993
- 79 Steve Largent, 1985

Most Pass Receptions, Rookie, Season

- 54 Steve Largent, 1976
- 42 Curt Warner, 1983
- 40 Brian Blades, 1988

Most Pass Receptions, Game

- 15 Steve Largent, vs. Detroit 10/18/87
- 12 By 4 Players
(Last: Brian Blades, vs. New Orleans 9/1/91)

Most Consecutive Games, Pass Receptions

- 177 Steve Largent, 1977-89
(2nd in NFL history)
- 41 Sherman Smith, 1976-79
- 39 John L. Williams, 1988-91

YARDS GAINED**Most Yards Gained, Career**

- 13,089 Steve Largent, 1976-89
(2nd in NFL history)
- 5,560 Brian Blades, 1988-94
- 4,151 John L. Williams, 1986-93

Most Yards Gained, Season

- 1,287 Steve Largent, 1985
- 1,237 Steve Largent, 1979
- 1,224 Steve Largent, 1981

Most Yards, Rookie, Season

- 715 Daryl Turner, 1984
- 705 Steve Largent, 1976
- 682 Brian Blades, 1988

Most Yards Gained, Game

- 261 Steve Largent, vs. Detroit 10/18/87
- 191 Steve Largent, vs. Denver 11/25/84
- 180 John L. Williams, vs. L.A. Raiders 12/18/88

Most Games, 100 or More Yards, Pass Receiving, Career

- 40 Steve Largent, 1976-89
- 14 Brian Blades, 1988-94
- 5 Sam McCullum, 1976-81

Most Games, 100 or More Yards, Pass Receiving, Season

- 6 Steve Largent, 1979
- 5 Steve Largent, 1984
- Brian Blades, 1989

Most Consecutive Games, 100 or More Yards Receiving

- 2 By 6 Players
(Last: Steve Largent, 1985)

Longest Pass Reception

- 82 David Sims (from Jim Zorn) vs. Cincinnati 9/25/77 (TD)
- 80 By 3 Players
(Last: Daryl Turner [from Dave Krieg] vs. Denver 11/25/84 [TD])

AVERAGE PER RECEPTION**Highest Average Per Reception, Career (100 Receptions)**

- 18.53 Daryl Turner, 1984-87
(101-1,872)
- 15.98 Steve Largent, 1976-89
(819-13,089)
- 14.69 Sam McCullum, 1976-81
(232-3,409)

Highest Average Per Reception, Season (50 Receptions)

- 18.74 Steve Largent, 1979
(66-1,237)
- 16.45 Steve Largent, 1978
(71-1,168)
- 16.32 Steve Largent, 1981
(75-1,224)

Highest Average Per Reception, Game (5 Receptions)

- 27.80 Steve Largent, vs. Oakland 9/16/79 (5-139)
- 25.71 John L. Williams, vs. L.A. Raiders 12/18/88 (7-180)
- 23.60 By 2 Players
(Last: Byron Franklin, vs. San Diego 10/6/86 [5-118])

TOUCHDOWNS**Most Touchdowns, Career**

- 100 Steve Largent, 1976-89
(2nd in NFL history)
- 36 Daryl Turner, 1984-87
- 26 Brian Blades, 1988-94

Most Touchdowns, Season

- 13 Daryl Turner, 1985
- 12 Steve Largent, 1984
- 11 Steve Largent, 1983

Most Touchdowns, Rookie, Season

- 10 Daryl Turner, 1984
- 8 Brian Blades, 1988
- 4 Steve Largent, 1976

Most Touchdowns, Game

- 4 Daryl Turner, vs. San Diego 9/15/85
- 3 By 3 Players
(Last: Steve Largent, vs. Detroit 10/18/87)

NO TIES

Not including the two new expansion teams, the Seahawks are the only team in the history of the NFL not to have played a tie game. The Cincinnati Bengals and Tampa Bay Buccaneers have each played one. The closest Seattle has come to a tie was a 20-17 loss to the Philadelphia Eagles in 1992. The Eagles kicked the game-winning field goal as the gun sounded in overtime. There has not been a tie game played in the regular season since the Cleveland Browns and Kansas City Chiefs tied 10-10 during the 1989 season.

Most Consecutive Games, Touchdowns

- 5 Steve Largent, 1984
- 4 By 3 Players
(Last: Daryl Turner, 1985)

INTERCEPTIONS

Most Interceptions By, Career

- 50 Dave Brown, 1976-86
- 41 John Harris, 1978-85
Eugene Robinson, 1985-94

Most Interceptions By, Season

- 10 John Harris, 1981
Kenny Easley, 1984
- 9 Eugene Robinson, 1993

Most Interceptions By, Rookie, Season

- 4 John Harris, 1978
- 3 By 4 Players
(Last: Carlton Gray, 1993)

Most Interceptions By, Game

- 3 Kenny Easley, vs. San Diego 10/29/84
Eugene Robinson, at Pittsburgh 12/6/92
- 2 25 Times
(Last: Eugene Robinson, vs. Cleveland 11/14/93)

Most Consecutive Games, Passes Intercepted By

- 4 John Harris, 1980
Eugene Robinson, 1991
- 3 By 5 Players
(Last: Eugene Robinson, 1993)

YARDS RETURNED

Most Yards Returned, Career

- 643 Dave Brown, 1976-86
- 554 Eugene Robinson, 1985-94
- 528 Kenny Easley, 1981-87

Most Yards Returned, Season

- 179 Dave Brown, 1984
- 157 Eddie McMillan, 1977
- 155 Kenny Easley, 1981
John Harris, 1981

Most Yards Returned, Game

- 148 Dave Brown, vs. Kansas City 11/4/84
- 125 Kenny Easley, vs. Cleveland 12/20/81
- 91 Sammy Green, vs. San Francisco 10/7/79

Longest Return

- 91 Sammy Green, vs. San Francisco 10/7/79 (TD)
- 90 Dave Brown, vs. Kansas City 11/4/84 (TD)
- 82 Kenny Easley, vs. Cleveland 12/20/81 (TD)

TOUCHDOWNS

Most Touchdowns, Career

- 5 Dave Brown, 1976-86
- 3 Keith Simpson, 1978-85
Kenny Easley, 1981-87

Most Touchdowns, Season

- 2 By 4 Players
(Last: Dave Brown and Keith Simpson, 1984)

Most Touchdowns, Game

- 2 Dave Brown, vs. Kansas City 11/4/84 (Ties NFL record)
- 1 26 Times
(Last: Orlando Watters, vs. Pittsburgh 9/25/94)

PUNTING

Most Punts, Career

- 338 Rick Tuten, 1991-94
- 299 Jeff West, 1981-85
- 257 Herman Weaver, 1977-80

Most Punts, Season

- 108 Rick Tuten, 1992
(Tied for 3rd in NFL history)
- 95 Jeff West, 1984
- 91 Rick Tuten, 1994

Most Punts, Rookie, Season

- 80 Rick Engles, 1976
- 79 Vince Gamache, 1986
- 47 Ruben Rodriguez, 1987
Jimmy Colquitt, 1985

Most Punts, Game

- 12 Rick Tuten, vs. Denver 11/28/93
- 11 By 3 Players
(Last: Rick Tuten, vs. Philadelphia 12/13/92 [OT])

Longest Punt

- 68 Ruben Rodriguez, vs. Denver 9/4/88
- 65 Rick Tuten, at San Diego 10/4/92
- 64 Rick Tuten, vs. Kansas City 12/5/93
Rick Tuten, vs. Kansas City 11/27/94

AVERAGE YARDAGE

Highest Average, Punting, Career (100 Punts)

- 43.72 Rick Tuten, 1991-94
(338-14,778)
- 40.28 Ruben Rodriguez, 1987-89
(192-7,733)
- 39.62 Herman Weaver, 1977-80
(257-10,182)

Highest Average, Punting, Season (Qualifiers)

- 44.52 Rick Tuten, 1993
(90-4,007)
- 44.07 Rick Tuten, 1992
(108-4760)
- 42.98 Rick Tuten, 1991
(49-2,106)

Highest Average, Punting, Rookie, Season (Qualifiers)

- 40.00 Ruben Rodriguez, 1987
(47-1,880)
- 38.58 Vince Gamache, 1986
(79-3,048)
- 38.34 Rick Engles, 1976
(80-3,067)

**Highest Average Punting, Game
(Minimum 4 Punts)**

- 52.50 Rick Tuten, at San Diego
10/4/92 (6-315)
51.40 Rick Tuten, at Houston
11/7/93 (5-257)
50.50 Rick Tuten, at Kansas City
1/2/94 (4-202)

**Highest Net Punting Average,
Season**

- 38.74 Rick Tuten, 1992
37.27 Rick Tuten, 1993
36.90 Rick Tuten, 1991

INSIDE THE 20**Most Punts Inside the 20, Career**

- 91 Rick Tuten, 1991-94
73 Jeff West, 1981-85
49 Herman Weaver, 1977-80

Most Punts Inside the 20, Season

- 33 Rick Tuten, 1994
29 Rick Tuten, 1992
25 Jeff West, 1983

Most Punts Inside the 20, Game

- 5 Jeff West, vs. New
England 12/18/83
Rick Tuten, vs. Denver
11/30/92 (OT)
Rick Tuten, at Washington
9/4/94

TOUCHBACKS**Most Touchbacks, Career**

- 28 Jeff West, 1981-85
25 Rick Tuten, 1991-94
19 Herman Weaver, 1977-80

Most Touchbacks, Season

- 10 Jeff West, 1983
8 By 3 Players
(Last: Rick Tuten, 1992)

Most Touchbacks, Game

- 3 By 4 Players
(Last: Ruben Rodriguez,
vs. San Diego 10/29/89)

HAD BLOCKED**Most Punts Had Blocked, Career**

- 6 Herman Weaver, 1977-80
3 Rick Engles, 1976-77
1 Ruben Rodriguez, 1987-89
Rick Tuten, 1991-94

Most Punts Had Blocked, Season

- 3 Herman Weaver, 1979
2 Herman Weaver, 1980
Rick Engles, 1976

Most Punts Had Blocked, Game

- 2 Herman Weaver vs.
Kansas City 9/30/79
1 By 9 Players
(Last: Rick Tuten, at
Kansas City 1/2/94)

PUNT RETURNS**Most Punt Returns, Career**

- 94 Chris Warren, 1990-94
89 Bobby Joe Edmonds,
1986-88

- 74 Paul Johns, 1981-1984

Most Punt Returns, Season

- 41 Will Lewis, 1980
35 Bobby Joe Edmonds, 1988
34 Rufus Crawford, 1978
Bobby Joe Edmonds, 1986
Chris Warren, 1992

**Most Punt Returns, Rookie,
Season**

- 34 Rufus Crawford, 1978
Bobby Joe Edmonds, 1986
28 Chris Warren, 1990

Most Punt Returns, Game

- 7 Walter Packer, vs. N.Y.
Jets 11/13/77
6 Bobby Joe Edmonds, vs.
L.A. Raiders 12/8/86
5 By 10 Players
(Last: Kelvin Martin, vs.
L.A. Raiders 12/18/94)

FAIR CATCHES**Most Fair Catches, Career**

- 60 Chris Warren, 1990-94
35 Kelvin Martin, 1993-94
26 Bobby Joe Edmonds,
1986-88

Most Fair Catches, Season

- 25 Chris Warren, 1992
20 Kelvin Martin, 1994
19 Chris Warren, 1991

Most Fair Catches, Game

- 5 James Jefferson, vs.
Denver 10/22/89
Chris Warren, vs.
Pittsburgh 10/20/91
Chris Warren, vs. Denver
11/30/92 (OT)

YARDS GAINED**Most Yards Gained, Career**

- 1,010 Bobby Joe Edmonds,
1986-88
843 Paul Johns, 1981-84
819 Chris Warren, 1990-94

Most Yards Gained, Season

- 419 Bobby Joe Edmonds, 1986
349 Will Lewis, 1980
340 Bobby Joe Edmonds, 1988

**Most Yards Gained, Rookie,
Season**

- 419 Bobby Joe Edmonds, 1986
349 Will Lewis, 1980
284 Rufus Crawford, 1978

Most Yards Gained, Game

- 103 Bobby Joe Edmonds, vs.
Philadelphia 11/23/86
101 Bobby Joe Edmonds, vs.
Pittsburgh 9/7/86
96 Paul Johns, vs. L.A.
Raiders 10/16/83

Longest Punt Return

- 75 Will Lewis, vs. Denver
11/23/80 (TD)
Paul Johns, vs. L.A.
Raiders 10/16/83 (TD)
Bobby Joe Edmonds, vs.
Philadelphia 11/23/86
(TD)

AVERAGE YARDAGE

Highest Average, Career (Minimum 50 Returns)

- 11.39 Paul Johns, 1981-84
(74-843)
- 11.35 Bobby Joe Edmonds,
1986-88 (89-1,010)
- 9.43 Paul Skansi, 1984-91
(53-500)

Highest Average, Season (Qualifiers)

- 12.55 Bobby Joe Edmonds, 1987
(20-251)
- 12.32 Bobby Joe Edmonds, 1986
(34-419)
- 11.29 Paul Johns, 1983
(28-316)

Highest Average, Rookie, Season (Qualifiers)

- 12.32 Bobby Joe Edmonds, 1986
(34-419)
- 11.06 Paul Johns, 1981
(16-177)
- 9.61 Chris Warren, 1990
(28-269)

Highest Average, Game (Minimum 3 Returns)

- 32.00 Paul Johns, vs. L.A.
Raiders 10/16/83 (3-96)
- 26.33 Paul Johns, vs. New
England 9/16/84 (3-79)
- 25.75 Bobby Joe Edmonds, vs.
Philadelphia 11/23/86
(4-103)

TOUCHDOWNS

Most Touchdowns, Career

- 2 Paul Johns, 1981-84
- 1 By 3 Players

Most Touchdowns, Season

- 1 By 5 Players
(Last: Chris Warren,
1991)

Most Touchdowns, Rookie, Season

- 1 Will Lewis, 1980
- Bobby Joe Edmonds, 1986

Most Touchdowns, Game

- 1 By 5 Players
(Last: Chris Warren, vs.
Indianapolis 9/29/91)

KICKOFF RETURNS

Most Kickoff Returns, Career

- 101 Bobby Joe Edmonds,
1986-88
- 86 Chris Warren, 1990-94
- 82 Randall Morris, 1984-88

Most Kickoff Returns, Season

- 49 Zachary Dixon, 1983
- 40 Bobby Joe Edmonds, 1988
- 36 Al Hunter, 1977

Most Kickoff Returns, Game

- 8 Bobby Joe Edmonds, vs.
L.A. Raiders 11/30/87
- 7 By 3 Players
(Last: David Hughes, vs.
New England 9/16/84)

YARDS GAINED

Most Yards Gained, Career

- 2,228 Bobby Joe Edmonds,
1986-88
- 1,794 Chris Warren, 1990-94
- 1,717 Al Hunter, 1977-80

Most Yards Gained, Season

- 1,148 Zachary Dixon, 1983
- 900 Bobby Joe Edmonds, 1988
- 819 Rufus Crawford, 1978

Most Yards Gained, Rookie, Season

- 829 Rufus Crawford, 1978
- 820 Al Hunter, 1977
- 764 Bobby Joe Edmonds, 1986

Most Yards Gained, Game

- 196 Jon Vaughn, at San Diego
10/30/94
- 174 Oliver Ross, vs. Detroit
10/24/76
- 173 Zachary Dixon, vs. St.
Louis 11/13/83

Longest Kickoff Return

- 97 James Jefferson, vs.
Kansas City 10/8/89 (TD)
- 94 Zachary Dixon, vs. St.
Louis 11/13/83 (TD)
- 93 Jon Vaughn, at San Diego
10/30/94 (TD)

HIGHEST YARDAGE

Highest Average, Career (50 Returns)

- 22.06 Bobby Joe Edmonds,
1986-88
(101-2,228)
- 22.01 Al Hunter, 1977-80
(78-1,717)
- 20.86 Chris Warren, 1990-94
(86-1,794)

Highest Average, Season (Qualifiers)

- 24.06 Al Hunter, 1978
(16-385)
- 23.69 Rufus Crawford, 1978
(35-829)
- 23.43 Zachary Dixon, 1983
(49-1,148)

Highest Average, Game (Minimum 3 Returns)

- 34.60 Zachary Dixon, vs. St.
Louis 11/13/83 (5-173)
- 34.33 David Hollis, vs. Kansas
City 12/27/87 (3-103)
- 34.00 Bobby Joe Edmonds, vs.
Denver 10/26/86 (3-102)

TOUCHDOWNS

Most Touchdowns, Career

- 1 Zachary Dixon, 1983-84
- James Jefferson, 1989-93
- Jon Vaughn, 1993-94

Most Touchdowns, Season

- 1 Zachary Dixon, 1983
- James Jefferson, 1989
- Jon Vaughn, 1994

Most Touchdowns, Rookie, Season

None

Most Touchdowns, Game

- 1 Zachary Dixon, vs. St. Louis 11/13/83
James Jefferson, vs. Kansas City 10/8/89
Jon Vaughn, at San Diego 10/30/94

COMBINED KICK RETURNS

Most Combined Kick Returns, Career

- 190 Bobby Joe Edmonds, 1986-88 (89-P, 101-K)
- 180 Chris Warren, 1990-94 (94-P, 86-K)
- 102 Will Lewis, 1980-81 (57-P, 45-K)

Most Combined Kick Returns, Season

- 75 Bobby Joe Edmonds, 1988 (35-P, 40-K)
- 69 Rufus Crawford, 1978 (34-P, 35-K)
- 68 Bobby Joe Edmonds, 1986 (34-P, 34-K)

Most Combined Kick Returns, Game

- 9 Bobby Joe Edmonds, vs. L.A. Raiders 11/30/89 (1-P, 8-K)
- Bobby Joe Edmonds, vs. L.A. Raiders 12/18/88 (3-P, 6-K)
- 8 By 10 Players (Last: David Hollis, vs. Green Bay 11/15/87 [4-P, 4-K])

YARDS GAINED**Most Yards Returned, Career**

- 3,238 Bobby Joe Edmonds, 1986-88 (1,010-P, 2,228-K)
- 2,613 Chris Warren, 1990-94 (819-P, 1,794-K)
- 1,717 Al Hunter, 1977-80 (1,717-K)

Most Yards Gained, Season

- 1,240 Bobby Joe Edmonds, 1988 (340-P, 900-K)
- 1,183 Bobby Joe Edmonds, 1986 (419-P, 764-K)
- 1,148 Zachary Dixon, 1983 (1,148-K)

Most Yards Returned, Game

- 196 Jon Vaughn, at San Diego 10/30/94 (196-K)
- 188 Bobby Joe Edmonds, vs. L.A. Raiders 12/18/88 (34-P, 154-K)
- 183 Bobby Joe Edmonds, vs. New England 9/21/86 (76-P, 107-K)

TOUCHDOWNS**Most Touchdowns, Career**

- 2 Paul Johns, 1981-84 (2-P)
- 1 By 6 Players

Most Touchdowns, Season

- 1 By 8 Players (Last: Jon Vaughn, 1994 [1-K])

Most Touchdowns, Game

- 1 By 8 Players (Last: Jon Vaughn, at San Diego 10/30/94 [1-K])

FUMBLES

Most Fumbles, Career

- 108 Dave Krieg, 1980-91
- 49 Jim Zorn, 1976-84
- 38 Curt Warner, 1983-89

Most Fumbles, Season

- 18 Dave Krieg, 1989
- 16 Dave Krieg, 1990
- 13 Rick Mirer, 1993

Most Fumbles, Game

- 6 Dave Krieg, vs. Kansas City 11/5/89
- 5 Dave Krieg, vs. San Diego 11/25/90 (OT)
- 4 By 2 Players (Last: Dan McGwire, vs. Indianapolis 12/4/94)

FUMBLES RECOVERED**Most Fumbles Recovered, Career, Own and Opponents**

- 27 Dave Krieg, 1980-91 (27-own)
- 17 Jacob Green, 1980-91 (17-opp)
- 14 Eugene Robinson, 1985-94 (14-opp)

Most Fumbles Recovered, Season, Own and Opponents

- 9 Dave Krieg, 1989 (9-own)
- 5 By 4 Players (Last: Rick Mirer, 1993 [5-own])

Most Fumbles Recovered, Game, Own and Opponents

- 3 Dave Krieg, vs. Chicago 12/20/87 (3-own)
- Dave Krieg, vs. Kansas City 11/5/89 (3-own)
- Rick Mirer, at Detroit 10/17/93 (3-own)

OWN FUMBLES RECOVERED

Most Own Fumbles Recovered, Career

- 27 Dave Krieg, 1980-91
- 13 Curt Warner, 1983-89
- 12 Jim Zorn, 1976-84

Most Own Fumbles Recovered, Season

- 9 Dave Krieg, 1989
- 5 By 3 Players (Last: Rick Mirer, 1993)

Most Own Fumbles Recovered, Game

- 3 Dave Krieg, vs. Chicago 12/20/87 (3-own)
- Dave Krieg, vs. Kansas

City 11/5/89 (3-own)
Rick Mirer, at Detroit
10/17/93 (3-own)

OPPONENTS' FUMBLES RECOVERED

Most Opponents' Fumbles Recovered, Career

- 17 Jacob Green, 1980-91
- 14 Eugene Robinson, 1985-94
- 11 By 3 Players

Most Opponents' Fumbles Recovered, Season

- 5 Nesby Glasgow, 1989
- 4 By 11 Players
(Last: Terry Wooden, 1991)

Most Opponents' Fumbles Recovered, Game

- 2 By 12 Players
(Last: Patrick Hunter, vs.
Cleveland 11/14/93)

YARDS RETURNING FUMBLES

Longest Fumble Return

- 79 Jacob Green, vs. N.Y. Jets
10/27/85 (TD)
- 62 John Harris, vs. N.Y. Jets
9/11/83
- 54 Cornell Webster, vs.
Houston 10/21/79 (TD)

TOUCHDOWNS

Most Touchdowns, Career (Total)

- 2 Jacob Green, 1980-91
(2-opp)
Shelton Robinson, 1982-85
(2-opp)
- 1 By 9 Players

Most Touchdowns, Season (Total)

- 2 Shelton Robinson, 1983
(2-opp)
- 1 By 10 Players
(Last: Robert Blackmon
& Rod Stephens, 1993
[1-opp])

Most Touchdowns, Career (Opponents' Recovered)

- 2 Jacob Green, 1980-91
Shelton Robinson, 1982-85
- 1 By 8 Players

Most Touchdowns, Season (Opponents' Recovered)

- 2 Shelton Robinson, 1983
- 1 By 11 Players
(Last: Robert Blackmon
& Rod Stephens, 1993)

Most Touchdowns, Game (Opponents' Recovered)

- 1 By 13 Players
(Last: Robert Blackmon,
vs. Cleveland 11/14/93)

COMBINED NET YARDS GAINED

**Yards Gained Via Rushing,
Receiving, Interception Return,
Punt Return, Kickoff Return,
and Fumble Return**

ATTEMPTS

Most Attempts, Career

- 1,854 Curt Warner, 1983-89
- 1,628 John L. Williams, 1986-93
- 1,043 Chris Warren, 1990-94

Most Attempts, Season

- 379 Curt Warner, 1983
- 374 Chris Warren, 1994
- 365 Curt Warner, 1986

Most Attempts, Rookie, Season

- 379 Curt Warner, 1983
- 162 Sherman Smith, 1976
John L. Williams, 1986

Most Attempts, Game

- 36 Chris Warren, at New
England 9/19/93
- 34 Curt Warner, vs. San
Diego 9/15/85
- 33 Curt Warner, vs. San
Diego 10/6/85

YARDS GAINED

Most Yards Gained, Career

- 13,396 Steve Largent, 1976-89
- 8,673 John L. Williams, 1986-93
- 8,171 Curt Warner, 1983-89

Most Yards Gained, Season

- 1,925 Chris Warren, 1992
- 1,868 Chris Warren, 1994
- 1,822 Curt Warner, 1986
- 1,774 Curt Warner, 1983

Most Yards Gained, Rookie, Season

- 1,774 Curt Warner, 1983
- 1,172 Bobby Joe Edmonds, 1986
- 1,157 Rufus Crawford, 1978

Most Yards Gained, Game

- 261 Steve Largent, vs. Detroit
10/18/87
- 239 John L. Williams, vs. L.A.
Raiders 12/18/88
- 221 Curt Warner, vs. Denver
12/20/86

HUSKY STADIUM

The Seahawks played their two preseason and first three regular season home games in the University of Washington's Husky Stadium because of ceiling repairs at the Kingdome. Seattle posted a 1-2 record while in Husky Stadium, losing to San Diego and Denver, while defeating Pittsburgh. Seattle set a single-game attendance record when 65,536 fans attended the September 18 game against the Chargers.

TACKLES

Most Tackles, Career

- 878 Eugene Robinson, 1985-94
- 813 Keith Butler, 1978-87
- 737 Joe Nash, 1982-94

Most Tackles, Season

- 153 Terry Beeson, 1978
- 140 Michael Jackson, 1981
- 136 Michael Jackson, 1980

Most Tackles, Game

- 18 Terry Beeson, vs. Houston 11/2/77
- Sammy Green, vs. Minnesota 10/8/78
- 16 By 8 Players
- (Last: Rod Stephens, vs. Cincinnati 11/6/94 [OT])

SACKS

Most Sacks, Career

- 116.0 Jacob Green, 1980-91
- 63.0 Jeff Bryant, 1982-93
- 46.5 Joe Nash, 1982-94

Most Sacks, Season

- 16.0 Jacob Green, 1983
- 14.5 Jeff Bryant, 1984
- 14.0 Cortez Kennedy, 1992

Most Sacks, Game

- 4.0 Jacob Green, vs. N.Y. Giants 10/19/86
- 3.5 Jacob Green, vs. L.A. Raiders 10/16/83
- 3.0 By 13 Players
- (Last: Michael Sinclair, vs. San Diego 10/3/93)

FORCED FUMBLES

Most Forced Fumbles, Career

- 28 Jacob Green, 1980-91
- 14 Rufus Porter, 1988-94
- 13 Joe Nash, 1982-94
- Bruce Scholtz, 1982-88

Most Forced Fumbles, Season

- 7 Jacob Green, 1985
- 6 Jacob Green, 1981
- Dave Brown, 1983

Most Forced Fumbles, Game

- 2 By 13 Players
- (Last: Eugene Robinson, vs. Cleveland 11/14/93)

BLOCKED KICKS

Most Blocked Punts, Career

- 3 Kerry Justin, 1978-83, 1986-87
- 2 By 4 Players

Most Blocked Punts, Season

- 2 By 4 Players
- (Last: Kerry Justin, 1986)

Most Blocked Punts, Game

- 1 By 20 Players
- (Last: Michael Bates, at Indianapolis 10/2/94)

Most Blocked Field Goals, Career

- 8 Joe Nash, 1982-94
- 2 By 4 Players

Most Blocked Field Goals, Season

- 3 Joe Nash, 1989
- 2 Mike White, 1982
- Joe Nash, 1984

Most Blocked Field Goals, Game

- 1 By 25 Players
- (Last: David Brandon, vs. Phoenix 12/19/93 [OT])

Most Blocked PATs, Career

- 3 Mike White, 1981-82
- 2 By 3 Players

Most Blocked PATs, Season

- 2 Mike White, 1981
- 1 By 10 Players
- (Last: Jacob Green and Jeff Bryant, 1989)

Most Blocked PATs, Game

- 1 By 11 Players
- (Last: Jeff Bryant, vs. San Diego 10/15/89)

Most Blocked Kicks (Field Goals and PATs), Career

- 10 Joe Nash, 1982-94
- (8 FG, 2 PAT)
- 5 Mike White, 1981-82
- (2 FG, 3 PAT)
- Jeff Bryant, 1982-93
- (3 FG, 2 PAT)

Most Blocked Kicks (Field Goals and PATs), Season

- 3 Mike White, 1982
- (2 FG, 1 PAT)
- Joe Nash, 1989 (3 FG)
- 2 By 4 Players
- (Last: Jeff Bryant and Joe Nash, 1985)

Most Blocked Kicks (Field Goals and PATs), Game

- 1 By 37 Players
- (Last: David Brandon, vs. Phoenix 12/19/93 [FG] [OT])

Longest Return of Blocked Punt

- 32 Jessie Green, vs. N.Y. Jets 10/19/80
- 26 Steve Raible, vs. Green Bay 10/10/76
- 17 Autry Beamon, vs. Baltimore 9/18/77

Longest Return of Blocked Field Goal (All TDs Except as Noted)

- 62 Paul Moyer, vs. Cleveland 10/9/88 (no TD)
- Vernon Dean, vs. L.A. Rams 10/23/88
- 56 Byron Walker, vs. L.A. Raiders 11/3/85

DOUBLE FIGURES

Linebacker Terry Wooden totaled five games with at least 10 tackles, including four straight, two off the club record.

TEAM RECORDS

ATTENDANCE

Largest Single Season Regular Season Home Attendance

494,104 1988 (61,763)
493,657 1984 (61,707)
492,921 1986 (61,615)

Largest Single Game Regular Season Home Attendance

65,536 vs. San Diego 9/18/94
(at Husky Stadium)
64,411 vs. Denver 12/15/84
64,060 vs. L.A. Raiders 11/3/85

Largest Single Game Regular Season Road Attendance

81,201 at L.A. Raiders 12/15/85
78,847 at Kansas City 10/23/94
78,605 at Cleveland 10/9/88

GAMES WON

Most Consecutive Games Won (Regular Season)

8 1984
5 1986
4 1983-84

Most Consecutive Games Without Defeat (Regular Season)

8 1984
5 1986
4 1983-84

Most Games Won, Season

12 1984
10 1986
9 5 Times (Last: 1990)

Most Consecutive Games Won, One Season

8 1984
5 1986
3 7 Times (Last: 1990)

Most Consecutive Games Won, Start of Season

3 1986
2 1984, 1985, 1988, 1994

Most Consecutive Games Won, End of Season

5 1986
2 5 Times (Last: 1990)

Most Consecutive Home Games Won

8 1983-84
5 1987
1990-91

Most Consecutive Road Games, Won

5 1979-80
4 1984
3 1978, 1989, 1990

Most Shutout Games Won or Tied, Season

3 1984
2 1986
1 3 Times (Last: 1982)

Most Consecutive Shutout Games Won or Tied, Season

2 1984
1 6 Times (Last: 1986
[Twice])

Most Consecutive Overtime Games Won, Season

2 1990
(Ties NFL record)
1 2 Times
(Last: 1992)

GAMES LOST

Most Consecutive Games Lost

10 1980-81
9 1976-77
8 1992

Most Games Lost, Season

14 1992
12 1976, 1980
10 1981, 1993, 1994

Most Consecutive Games Lost, One Season

9 1980
8 1992
6 1994

Most Consecutive Games Lost, Start of Season

5 1976
4 1977
3 1990

Most Consecutive Games Lost, End of Season

9 1980
5 1976
4 1992

Most Consecutive Home Games Lost

8 1980
5 1992
4 1976, 1976-77, 1992

Most Consecutive Road Games Lost

8 1976-77, 1980-81
7 1992-93
5 1986, 1993

Most Shutout Games Lost or Tied, Season

2 1992
1 5 Times (Last: 1990)

Most Consecutive Shutout Games, Lost or Tied, Season

2 1992
1 5 Times (Last: 1990)

Most Consecutive Overtime Games Lost, Season

1 7 Times (Last: 1994)

SCORING

POINTS

Most Points, Season

418 1984
403 1983
378 1979

Fewest Points, Season

- 127 1982 (9 Games)
 140 1992
 (NFL record for 16
 game season)
 229 1976

Most Points, Game

- 56 vs. Buffalo 10/30/77
 51 vs. Kansas City 11/27/83
 (OT)
 49 vs. San Diego 9/15/85

Fewest Points, Game

- 0 8 Times
 (Last: vs. L.A. Raiders
 10/18/92)

Most Points, Both Teams, Game

- 99 Seattle (51) vs. Kansas
 City (48) 11/27/83 (OT)
 84 Seattle (49) vs. San Diego
 (35) 9/15/85
 80 Seattle (43) at L.A.
 Raiders (37) 12/18/88

**Fewest Points, Both Teams,
Game**

- 14 Seattle (14) vs.
 Washington (0) 9/28/80
 16 4 Times
 (Last: Seattle [6] at
 Denver [10] 12/20/92)

**Most Points, Shutout Victory,
Game**

- 45 vs. Kansas City 11/4/84
 37 vs. L.A. Raiders 12/8/86
 33 vs. Cleveland 9/3/84

**Fewest Points, Shutout Victory,
Game**

- 14 vs. Washington 9/28/80
 16 vs. Pittsburgh 11/28/82
 17 vs. N.Y. Jets 11/13/77

**Most Points Overcome to Win
Game**

- 18 vs. Pittsburgh 11/8/81
 (Trailed 3-21, Won 24-
 21)
 14 2 Times
 (Last: vs. Kansas City
 11/27/83 [OT] [Trailed
 14-28, Won 51-48])

Most Points, Each Half

- 1st:** 42 vs. Buffalo 10/30/77
 34 vs. Kansas City 12/11/77
 31 vs. Kansas City 11/4/84
 vs. Kansas City 9/11/88
2nd: 37 vs. Kansas City 11/27/83
 (OT) (Includes 3 points
 in overtime)
 35 vs. San Diego 9/15/85
 31 vs. L.A. Raiders 10/16/83
 vs. New England 9/21/86

Most Points, One Quarter

- 28 4 Times
 (Last: vs. Kansas City
 9/11/88 [2nd])

Most Points, Each Quarter

- 1st:** 21 vs. Cincinnati 9/6/81
 vs. Detroit 10/18/87
 17 vs. Buffalo 10/14/84
2nd: 28 vs. Buffalo 10/30/77
 vs. Kansas City 11/4/84
 vs. Kansas City 9/11/88

- 3rd:** 28 vs. San Diego 9/15/85

- 24 vs. Chicago 11/5/78
 20 vs. Kansas City 9/20/87
 vs. Chicago 12/20/87

- 4th:** 24 vs. New England 9/21/86

- 21 vs. Detroit 9/24/78
 20 vs. New Orleans
 11/10/85

- OT:** 3 4 Times (Last: vs.
 Denver 11/30/92)

GAMES**Most Consecutive Games****Scoring**

- 112 1982-89
 41 1992-94
 36 1990-92

TOUCHDOWNS**Most Touchdowns, Season**

- 51 1984
 50 1983
 46 1979, 1987

Fewest Touchdowns, Season

- 14 1982 (9 Games)
 1992
 28 1989

Most Touchdowns, Game

- 8 vs. Buffalo 10/30/77
 7 vs. San Diego 9/15/85
 6 5 Times
 (Last: vs. Denver
 12/11/88)

**Most Touchdowns, Both Teams,
Game**

- 13 Seattle (6) vs. Kansas
 City (7) 11/27/83 (OT)
 12 Seattle (7) vs. San Diego
 (5) 9/15/85
 10 3 Times
 (Last: Seattle [4] vs.
 Green Bay [6] 10/15/78)

Most Consecutive Games**Scoring Touchdowns**

- 48 1982-85
 34 1985-88
 30 1977-79

POINTS AFTER TOUCHDOWN**Most Points After Touchdown,
Season**

- 50 1984
 49 1983
 44 1987

**Fewest Points After Touchdown,
Season**

- 13 1982 (9 Games)
 14 1992
 25 1994

**Most Points After Touchdown,
Game**

- 8 vs. Buffalo 10/30/77
 7 vs. San Diego 9/15/85
 6 5 Times
 (Last: vs. Denver
 12/11/88)

**Most Points After Touchdown,
Both Teams, Game**

- 12 Seattle (6) vs. Kansas
 City (6) 11/27/83 (OT)
 10 2 Times
 (Last: Seattle [4] vs.
 Green Bay [6] 10/15/78)

TWO-POINT CONVERSIONS

(Two-point conversion rule was adopted in 1994)

Most Two-Point Conversion Attempts, Season
6 1994

Most Two-Point Conversion Attempts, Game
2 at Kansas City 10/23/94
1 4 Times
(Last: at Cleveland 12/24/94)

Most Two-Point Conversions Made, Season
4 1994

Most Two-Point Conversions Made, Game
2 at Kansas City 10/23/94
1 4 Times
(Last: at Cleveland 12/24/94)

FIELD GOALS

Most Field Goals Attempted, Season
35 1986
32 1990
31 1980, 1991

Fewest Field Goals Attempted, Season
14 1982 (9 Games)
16 1976
18 1977

Most Field Goals Attempted, Game
6 vs. Kansas City 9/20/87
5 3 Times
(Last: vs. L.A. Raiders 12/18/88)

Most Field Goals Attempted, Both Teams, Game
8 Seattle (5) vs. L.A. Raiders (3) 12/18/88
Seattle (2) at San Diego (6) 9/5/93
7 9 Times
(Last: Seattle [1] vs. Cincinnati [6] 11/6/94 [OT])

Most Field Goals, Season
25 1991
23 1990
1993

Fewest Field Goals, Season
9 1976, 1977
10 1982 (9 Games)

Most Field Goals, Game
5 vs. Kansas City 9/20/87
vs. L.A. Raiders 12/18/88
4 6 Times
(Last: at Cincinnati 9/26/93)

Most Field Goals, Both Teams, Game
8 Seattle (5) vs. L.A. Raiders (3) 12/18/88
7 Seattle (1) at San Diego (6) 9/5/93
Seattle (1) vs. Cincinnati 11/6/94 (6) (OT)

Most Consecutive Games Scoring Field Goals

15 1990-91
10 1978-79
9 1983-84

SAFETIES

Most Safeties, Season
4 1993
(Ties NFL record)
1 6 Times
(Last: 1994)

Most Safeties, Game
1 10 Times
(Last: at Indianapolis 10/2/94)

Most Safeties, Both Teams, Game
2 Seattle (0) vs. Denver (2) 1/2/83
Seattle (1) vs. Cleveland (1) 11/14/93
1 27 Times
(Last: Seattle [0] vs. Cincinnati [1] 11/6/94 [OT])

FIRST DOWNS

Most Seasons Leading League
1 1978

Most First Downs, Season
345 1978
315 1979
302 1980

Fewest First Downs, Season
159 1982 (9 Games)
207 1992
237 1976

Most First Downs, Game
34 vs. San Diego 11/22/87
33 vs. Kansas City 11/27/83 (OT)
30 3 Times
(Last: vs. Denver 12/11/88)

Fewest First Downs, Game
1 vs. L.A. Rams 11/4/79
2 vs. New England 12/4/88
6 3 Times
(Last: at Dallas 10/11/92)

Most First Downs, Rushing, Season
150 1978
131 1983
125 1988

Fewest First Downs, Rushing, Season
51 1982 (9 Games)
75 1976
76 1992

Most First Downs, Rushing, Game
19 vs. San Diego 11/22/87
18 vs. Kansas City 11/27/83 (OT)
16 vs. Denver 12/11/88

Fewest First Downs, Rushing, Game
0 vs. L.A. Rams 11/4/79
vs. New England 12/4/88
vs. L.A. Raiders 10/18/92

Most First Downs, Passing, Season

180 1989
179 1985
171 1979, 1984

Fewest First Downs, Passing, Season

89 1982 (9 Games)
114 1992
116 1977

Most First Downs, Passing, Game

21 vs. Denver 11/20/83
20 vs. Denver 12/15/84
18 vs. San Diego 10/29/89

Fewest First Downs, Passing, Game

1 vs. L.A. Rams 11/4/79
2 4 Times
(Last: vs. Chicago 9/9/90)

Most First Downs, Penalty, Season

39 1978
28 1994
27 1987, 1988

Fewest First Downs, Penalty, Season

10 1986
14 1991
16 1983

Most First Downs, Penalty, Game

6 vs. N.Y. Jets 9/17/78
vs. San Diego 11/16/81
vs. San Diego 9/18/94

NET YARDS GAINED RUSHING AND PASSING

Most Plays, Season

1090 1985
1072 1978
1046 1979

Fewest Plays, Season

589 1982 (9 Games)
869 1977
882 1976

Most Plays, Game

85 vs. Kansas City 11/27/83
(OT)
84 vs. Kansas City 9/29/85
vs. San Diego 11/22/87

Fewest Plays, Game

35 vs. L.A. Rams 11/4/79
41 vs. New England 12/4/88
42 vs. Washington 12/23/89

Most Net Yards Gained, Season

5557 1979
5511 1978
5409 1986

Fewest Net Yards Gained, Season

2594 1982 (9 Games)
3374 1992
4062 1976

Most Net Yards Gained, Game

559 vs. Buffalo 10/30/77

536 vs. Denver 12/20/86
531 vs. Kansas City 11/27/83
(OT)

Fewest Net Yards Gained, Game

-7 vs. L.A. Rams 11/4/79
(NFL record)
62 at Dallas 10/11/92
65 vs. New England 12/4/88

Most Consecutive Games, 400 or More Yards Gained

4 1986
2 4 Times
(Last: 1988)

Most Consecutive Games, 300 or More Yards Gained

7 1978-79
6 1980, 1986

Highest Average Gain, Season

5.38 1986 (1,005-5,409)
5.31 1979 (1,046-5,557)
5.14 1978 (1,082-5,511)

Lowest Average Gain, Season

4.40 1982 (589-2,594)
(9 Games)
4.55 1989 (1,010-4,596)
4.57 1994 (1,018-4,652)

RUSHING

ATTEMPTS**Most Rushing Attempts, Season**

561 1978
546 1983
517 1988

Fewest Rushing Attempts, Season

227 1982 (9 Games)
374 1976
394 1991

Most Rushing Attempts, Game

57 vs. N.Y. Jets 9/11/83
56 vs. San Diego 9/18/83
54 vs. San Diego 11/22/87

Fewest Rushing Attempts, Game

7 vs. L.A. Raiders 11/17/91
9 vs. Washington 12/23/89
12 3 Times
(Last: vs. Atlanta 12/15/91)

YARDS GAINED**Most Yards Gained Rushing, Season**

2394 1978
2300 1986
2119 1983

Fewest Yards Gained Rushing, Season

795 1982 (9 Games)
1392 1989
1413 1976

Most Yards Gained Rushing, Game

298 vs. Denver 12/20/86
280 vs. Kansas City 11/27/83
(OT)
277 vs. San Diego 11/22/87

Fewest Yards Gained Rushing, Game

20 vs. New England 12/4/88
23 vs. L.A. Rams 11/4/79
vs. L.A. Raiders 11/17/91

AVERAGE GAIN

Highest Average Gain, Rushing, Season

4.48	1986 (513-2,300)
4.34	1994 (480-2,084)
4.27	1978 (561-2,394)

Lowest Average Gain, Rushing, Season

3.32	1984 (495-1,645)
3.44	1989 (405-1,392)
3.50	1982 (227-795) (9 Games)

TOUCHDOWNS

Most Touchdowns, Rushing, Season

28	1978
24	1979
19	1983

Fewest Touchdowns, Rushing, Season

4	1982 (9 Games) 1992
5	1989

Most Touchdowns, Rushing, Game

4	6 Times (Last: vs. Denver 12/11/88)
---	---

PASSING

ATTEMPTS

Most Passes Attempted, Season

575	1985
559	1989
523	1979

Fewest Passes Attempted, Season

326	1982 (9 Games)
387	1977
405	1987

Most Passes Attempted, Game

61	vs. Kansas City 9/29/85
51	3 Times (Last: vs. L.A. Rams 9/23/85)

Fewest Passes Attempted, Game

14	vs. Kansas City 12/11/77
15	vs. Pittsburgh 12/6/87
16	3 Times (Last: vs. Cincinnati 11/18/84)

Most Passes Attempted, Both Teams, Game

84	Seattle (42) vs. San Diego (42) 12/14/80
	Seattle (46) vs. Kansas City (38) 12/9/84
	Seattle (31) vs. Phoenix (53) 12/19/93 (OT)

Fewest Passes Attempted, Both Teams, Game

30	Seattle (20) vs. New England (10) 12/4/88
33	Seattle (15) vs. Pittsburgh (18) 12/6/87
38	Seattle (23) vs. New England (15) 10/9/77

COMPLETIONS

Most Passes Completed, Season

316	1989
307	1981
304	1985

Fewest Passes Completed, Season

175	1977
176	1982 (9 Games)
229	1976

Most Passes Completed, Game

33	vs. Atlanta 10/13/85
31	vs. Kansas City 9/27/81 vs. Denver 11/20/83

Fewest Passes Completed, Game

2	vs. L.A. Rams 11/4/79
4	vs. L.A. Raiders 10/16/83
5	vs. New England 10/9/77

Most Passes Completed, Both Teams, Game

56	Seattle (22) vs. San Diego (34) 9/15/85
54	Seattle (25) vs. San Diego (29) 10/9/83
52	Seattle (25) vs. N.Y. Jets (27) 11/2/86

Fewest Passes Completed, Both Teams, Game

14	Seattle (5) vs. New England (9) 10/9/77
	Seattle (9) vs. New England (5) 12/4/88
17	Seattle (10) vs. Cleveland (7) 12/18/77

YARDS GAINED

Most Net Yards Gained, Passing, Season

3590	1979
3427	1981
3423	1984

Fewest Net Yards Gained, Passing, Season

1778	1992
1799	1982 (9 Games)
2328	1977

Most Net Yards Gained, Passing, Game

406	vs. Denver 11/25/84
391	vs. New Orleans 11/18/79
389	vs. L.A. Raiders 12/18/88

Fewest Net Yards, Gained Passing, Game

-30	vs. L.A. Rams 11/4/79
2	vs. L.A. Raiders 10/16/83
24	at Dallas 10/11/92 vs. Philadelphia 12/13/92 (OT)

TIMES SACKED

Most Times Sacked, Season

67	1992
53	1985
51	1980

Fewest Times Sacked, Season

21	1977
23	1979
28	1976

Most Times Sacked, Game

9	vs. Kansas City 11/11/90
---	--------------------------

- 8 vs. Cleveland 9/12/82
vs. Dallas 12/4/83
at Denver 12/20/92

COMPLETION PERCENTAGE

Highest Completion Percentage, Season

- 59.42 1991 (488-290)
59.16 1986 (453-268)
59.15 1990 (448-265)

Lowest Completion Percentage, Season

- 45.22 1977 (387-175)
47.71 1976 (480-229)
48.32 1992 (476-230)

TOUCHDOWNS

Most Touchdowns, Passing, Season

- 32 1984
31 1987
28 1985

Fewest Touchdowns, Passing, Season

- 9 1982 (9 Games)
1992
13 1976, 1993, 1994

Most Touchdowns, Passing, Game

- 5 vs. Detroit 12/2/84
vs. San Diego 9/15/85
vs. L.A. Raiders 11/28/88

Most Touchdowns, Passing, Both Teams, Game

- 10 Seattle (5) vs. San Diego (5) 9/15/85
7 5 Times
(Last: Seattle [3] vs. Phoenix [4] 9/17/89)

PASSES HAD INTERCEPTED

Most Passes Had Intercepted, Season

- 32 1977
30 1976
26 1984, 1991

Fewest Passes Had Intercepted, Season

- 9 1994
13 1982 (9 games)
14 1986

Most Passes Had Intercepted, Game

- 6 vs. Detroit 10/24/76
vs. Kansas City 12/9/84
5 2 Times
(Last: vs. Kansas City 9/29/85)

PUNTING

Most Punts, Season

- 108 1992
95 1984
91 1985, 1993, 1994

Fewest Punts, Season

- 49 1982 (9 Games)
61 1987
64 1977

Most Punts, Game

- 12 vs. Denver 11/28/93
11 3 Times
(Last: vs. Philadelphia 12/13/92 [OT])

Fewest Punts, Game

- 1 8 Times
(Last: vs. Detroit 12/30/90)

AVERAGE YARDAGE

Highest Average Distance, Punting, Season

- 44.07 1992 (108-4,760)
44.03 1993 (91-4,007)
42.91 1994 (91-3,905)

Lowest Average Distance, Punting, Season

- 36.89 1978 (69-2,543)
37.40 1976 (82-3,067)
37.55 1984 (95-3,567)

HAD BLOCKED

Most Punts Had Blocked, Season

- 3 1979
2 1977, 1980

Most Punts Had Blocked, Game

- 2 vs. Kansas City 9/30/79
1 8 Times
(Last: at Kansas City 1/2/94)

Most Consecutive Punts Without A Block

- 612 1980-88
521 1989-93
110 1977-79

INSIDE THE 20

Most Punts Inside the Opponents' 20 Yard Line, Season

- 33 1994
29 1992
25 1983

Fewest Punts Inside the Opponents' 20 Yard Line, Season

- 9 1982 (9 Games)
10 1986
11 1977, 1979, 1991

Most Punts Inside the Opponents' 20 Yard Line, Game

- 5 vs. New England 12/18/83
vs. Denver 11/30/92 (OT)
at Washington 9/4/94

PUNT RETURNS

Most Punt Returns, Season

- 53 1985
44 1984
41 1981

Fewest Punt Returns, Season

- 21 1982 (9 Games)
30 1989
31 1977

Most Punt Returns, Game

- 7 vs. Tampa Bay 10/17/76
vs. N.Y. Jets 11/13/77
6 3 Times
(Last: vs. L.A. Raiders 12/8/86)

Fewest Punt Returns, Game
0 23 Times
(Last: vs. San Diego
9/18/94)

FAIR CATCHES

Most Fair Catches, Season

27 1992
23 1994
20 1991

Fewest Fair Catches, Season

4 1977
5 1978
6 4 Times
(Last: 1983)

Most Fair Catches, Game

5 4 Times
(Last: vs. Denver
11/30/92 [OT])

YARDS GAINED

Most Yards, Punt Returns, Season

484 1984
483 1985
457 1986

Fewest Yards, Punt Returns, Season

217 1977
228 1982 (9 Games)
246 1976

Most Yards, Punt Returns, Game

103 vs. Philadelphia 11/23/86
101 vs. Pittsburgh 9/7/86
96 vs. L.A. Raiders 10/16/83

Fewest Yards, Punt Returns, Game

-2 vs. Washington 9/19/76
at N.Y. Giants 10/25/92
0 24 Times
(Last: vs. San Diego
9/18/94)

AVERAGE YARDS RETURNING PUNTS

Highest Average, Punt Returns, Season

11.72 1986 (39-457)
11.00 1984 (44-484)
10.86 1982 (21-228) (9 Games)

Lowest Average, Punt Returns, Season

6.31 1976 (39-246)
7.00 1977 (31-217)
7.45 1992 (38-283)

TOUCHDOWNS RETURNING PUNTS

Most Touchdowns, Punt Returns, Season

1 5 Times
(Last: 1991)

Most Touchdowns, Punt Returns, Game

1 5 Times
(Last: vs. Indianapolis
9/29/91)

KICKOFF RETURNS

Most Kickoff Returns, Season

79 1976
73 1977
1980

Fewest Kickoff Returns, Season

29 1982 (9 Games)
50 1990, 1992, 1993

Most Kickoff Returns, Game

9 vs. New Orleans 11/21/76
vs. Kansas City 11/27/83
(OT)
8 9 Times
(Last: vs. Denver
11/26/89)

Fewest Kickoff Returns, Game

0 4 Times
(Last: at Detroit
10/17/93)

YARDS GAINED

Most Yards, Kickoff Returns, Season

1,605 1976
1,575 1983
1,510 1978

Fewest Yards, Kickoff Returns, Season

544 1982 (9 Games)
885 1992
931 1993

Most Yards, Kickoff Returns, Game

251 vs. New Orleans 11/21/76
209 vs. Kansas City 11/27/83
(OT)
204 vs. San Diego 12/10/78

Fewest Yards, Kickoff Returns, Game

0 4 Times
(Last: at Detroit
10/17/93)

AVERAGE YARDAGE

Highest Average, Kickoff Returns, Season

22.54 1978 (67-1,510)
22.18 1983 (71-1,575)
21.90 1994 (67-1,467)

Lowest Average, Kickoff Returns, Season

17.70 1992 (50-885)

ONLY ONE

The Arizona Cardinals are the only team that the Seahawks have not defeated in the regular season in their 19-year history. Arizona has won all four previous meetings, 30-24 in 1976 in the Kingdome, 33-28 in 1983 in St. Louis, 34-24 in 1989 and 30-27, in overtime, in 1993, both in Seattle. The two teams will meet on October 29 in Arizona in 1995.

18.52 1981 (69-1,278)
18.62 1993 (50-931)

TOUCHDOWNS

Most Touchdowns, Kickoff

Returns, Season

1 3 Times

(Last: 1994)

Most Touchdowns, Kickoff

Returns, Game

1 at St. Louis 11/13/83
vs. Kansas City 10/8/89
at San Diego 10/30/94

FUMBLES

Most Fumbles, Season

43 1989

41 1981

38 1980

Fewest Fumbles, Season

21 1982 (9 Games)

24 1984

25 1993

Most Fumbles, Game

8 vs. Houston 11/20/77
vs. Kansas City 11/5/89

7 vs. Denver 11/20/83

Fewest Fumbles, Game

0 29 Times

(Last: vs. Pittsburgh
12/26/93)

FUMBLES LOST

Most Fumbles Lost, Season

23 1981

20 1983

19 1978, 1994

Fewest Fumbles Lost, Season

11 1982 (9 Games)

13 1977, 1984, 1986, 1993

Most Fumbles Lost, Game

5 vs. Green Bay 10/15/78
vs. Denver 12/13/81

4 4 Times

(Last: vs. Kansas City
11/5/89)

Fewest Fumbles Lost, Game

0 91 Times

(Last: at Houston
12/11/94)

FUMBLES RECOVERED

Most Fumbles Recovered, Season, Own and Opponents

44 1983 (16 own, 28 opp)

42 1989 (29 own, 13 opp)

41 1981 (14 own, 27 opp)

Fewest Fumbles Recovered, Season, Own and Opponents

19 1982 (10 own, 9 opp)

(9 Games)

21 1977 (10 own, 11 opp)

1986 (7 own, 14 opp)

Most Fumbles Recovered, Game, Own and Opponents

8 vs. Cleveland 12/20/81

(1 own, 7 opp)

7 vs. Chicago 12/20/87

(4 own, 3 opp)

vs. San Diego 11/25/90

(4 own, 3 opp)

Most Own Fumbles Recovered, Season

29 1989

22 1980

18 1992

Fewest Own Fumbles Recovered, Season

7 1986

8 1984

9 1976, 1991

Most Opponents Fumbles Recovered, Season

28 1983

27 1981

25 1984

Fewest Opponents Fumbles Recovered, Season

9 1982 (9 Games)

11 1977, 1980, 1994

Most Opponents Fumbles Recovered, Game

7 vs. Cleveland 12/20/81

5 vs. L.A. Raiders 10/16/83

vs. Cleveland 11/14/93

TOUCHDOWNS

Most Touchdowns, Fumbles Recovered, Season, Own and Opponents

2 1981 (2 opp)

1983 (2 opp)

1993 (2 opp)

Most Touchdowns, Opponents Fumbles Recovered, Season

2 1981, 1983, 1993

Most Touchdowns, Fumbles Recovered, Game, Own and Opponents

1 13 Times

(Last: vs. Cleveland

11/14/93 [opp])

TURNOVERS

(Number of times losing the ball
on interceptions and fumbles)

Most Turnovers, Season

48 1976 (30 ints, 18 fums)

45 1977 (32 ints, 13 fums)

43 1991 (26 ints, 17 fums)

Fewest Turnovers, Season

24 1982 (13 ints, 11 fums)

(9 Games)

27 1986 (14 ints, 13 fums)

28 1994 (9 ints, 19 fums)

Most Turnovers, Game

8 vs. Detroit 10/24/76

(6 ints, 2 fums)

vs. Denver 11/20/83

(4 ints, 4 fums)

7 2 Times

(Last: vs. Kansas City

9/29/85 [5 ints, 2 fums])

Most Turnovers, Both Teams, Game

- 14 Seattle (4) vs. Cleveland (10) 12/20/81
- 11 Seattle (7) vs. Kansas City (4) 9/29/85
- 10 7 Times
(Last: Seattle [5] vs. Green Bay [5] 11/15/87)

Fewest Turnovers, Both Teams, Game

- 0 Seattle (0) vs. L.A. Raiders (0) 12/18/94
- 1 8 Times
(Last: Seattle [0] vs. Denver [1] 12/11/88)

PENALTIES

Fewest Penalties, Season

- 59 1982 (9 Games)
- 76 1977
- 79 1987, 1989

Most Penalties, Season

- 128 1984
- 111 1992
- 109 1980

Fewest Penalties, Game

- 0 vs. Pittsburgh 12/6/87
- 1 vs. St. Louis 9/12/76
vs. L.A. Raiders 12/18/88

Most Penalties, Game

- 17 vs. Green Bay 10/21/84
- 15 vs. Tampa Bay 10/17/76
vs. San Diego 10/9/83

Fewest Penalties, Both Teams, Game

- 5 Seattle (3) vs. Detroit (2) 12/2/84
Seattle (5) vs. New Orleans (0) 11/10/85
Seattle (3) vs. Kansas City (2) 12/1/91

Most Penalties, Both Teams, Game

- 35 Seattle (15) vs. Tampa Bay (20) 10/17/76
- 28 Seattle (17) vs. Green Bay (11) 10/21/84
- 24 Seattle (10) vs. L.A. Raiders (14) 11/3/85

YARDS PENALIZED

Fewest Yards Penalized, Season

- 523 1982 (9 Games)

666 1977

668 1987

Most Yards Penalized, Season

- 1,179 1984
- 918 1992
- 903 1979

Fewest Yards Penalized, Game

- 0 vs. Pittsburgh 12/6/87
- 10 vs. L.A. Raiders 12/18/88
vs. Kansas City 11/5/89

Most Yards Penalized, Game

- 145 vs. Denver 12/8/79
- 128 vs. Green Bay 10/21/84
- 126 vs. Minnesota 9/30/84

Fewest Yards Penalized, Both Teams, Game

- 27 Seattle (20) vs. Kansas City (7) 12/1/91
- 30 Seattle (20) vs. Detroit (10) 12/2/84
- 34 Seattle (10) vs. L.A. Raiders (24) 12/18/88

Most Yards Penalized, Both Teams, Game

- 310 Seattle (120) vs. Tampa Bay (190) 10/17/76
- 273 Seattle (145) vs. Denver (128) 12/8/79
- 236 Seattle (45) vs. Philadelphia (191) 12/13/92 (OT)

TIME OF POSSESSION

Highest Average Time of Possession, Season

- 30:47 1990
- 30:46 1984
- 30:35 1987

Lowest Average Time of Possession, Season

- 28:04 1982
- 28:38 1988
- 29:01 1992

Highest Time of Possession, Game

- 41:35 vs. San Diego 11/22/87
- 40:21 vs. Denver 10/22/89 (OT)
- 39:55 vs. Pittsburgh 10/20/91

Lowest Time of Possession, Game

- 14:28 vs. L.A. Rams 11/4/79
- 17:10 vs. San Francisco 9/25/88
- 17:58 vs. New England 12/19/82



DEFENSIVE RECORDS

SCORING

Fewest Points Allowed, Season

147	1982 (9 Games)
261	1991
282	1984

Most Points Allowed, Season

429	1976
408	1980
397	1983

Fewest Points Allowed, Game

0	8 Times
	(Last: vs. L. A. Raiders 12/8/86)

Most Points Allowed, Game

51	vs. New Orleans 11/21/76
	vs. Dallas 11/27/80
48	vs. Kansas City 11/27/83 (OT)

Fewest Touchdowns Allowed, Season

18	1982 (9 Games)
25	1991
32	1990, 1992, 1993

Most Touchdowns Allowed, Season

53	1976
48	1983
47	1980

Fewest Touchdowns Allowed, Game

0	25 Times
	(Last: vs. Kansas City 11/27/94)

Most Touchdowns Allowed, Game

7	vs. Dallas 11/27/80
	vs. Kansas City 11/27/83
6	4 Times
	(Last: vs. Green Bay 10/15/78)

FIRST DOWNS

Fewest First Downs Allowed, Season

167	1982 (9 Games)
247	1992
263	1991

Most First Downs Allowed, Season

371	1981
351	1983
350	1979

Fewest First Downs Allowed, Game

6	vs. San Diego 11/22/87
8	at N.Y. Jets 11/13/77
9	vs. Pittsburgh 9/7/86
	vs. Indianapolis 9/29/91

Most First Downs Allowed, Game

32	at San Diego 9/15/85
31	at Chicago 12/20/87
30	at Denver 9/23/90 (OT)

Fewest First Downs Allowed, Rushing, Season

86	1982 (9 Games)
	1990
90	1985

Most First Downs Allowed, Rushing, Season

175	1981
166	1976
153	1978

Fewest First Downs Allowed, Rushing, Game

0	at Green Bay 12/9/90
1	4 Times
	(Last: vs. Indianapolis 9/29/91)

Most First Downs Allowed, Rushing, Game

19	vs. New Orleans 11/21/76
18	3 Times
	(Last: at Kansas City 11/22/81)

Fewest First Downs Allowed, Passing, Season

68	1982 (9 Games)
125	1977
129	1992

Most First Downs Allowed, Passing, Season

195	1983
193	1993
192	1986

Fewest First Downs Allowed, Passing, Game

2	vs. Kansas City 12/17/78
	vs. Oakland 11/17/80
	vs. Cleveland 11/14/93

Most First Downs Allowed, Passing, Game

27	at San Diego 9/15/85
20	at Oakland 12/16/79
19	3 Times
	(Last: vs. Pittsburgh 9/25/94)

OVERTIME GAMES

The Seahawks have a 4-8 all-time record in overtime games entering the 1995 season. Seattle has defeated the Kansas City Chiefs (1983), San Diego Chargers (1990), Houston Oilers (1990), and Denver Broncos (1992), while losing to the Broncos four times (1978, 1985, 1989, and 1990), the Los Angeles Raiders (1991), the Philadelphia Eagles (1992), Phoenix Cardinals (1993), and the Cincinnati Bengals (1994). Seattle is 3-6 in the Kingdome and 1-2 on the road.

Fewest First Downs Allowed, Penalty, Season

12	1991
13	1982 (9 Games)
16	1987, 1988, 1989

Most First Downs Allowed, Penalty, Season

33	1979
29	1984
28	1983

Most First Downs Allowed, Penalty, Game

5	vs. Minnesota 9/30/84 at Denver 10/31/94
4	11 Times (Last: vs. Cincinnati 9/6/92)

OFFENSIVE PLAYS

Fewest Opponents Plays Allowed, Season

600	1982 (9 Games)
950	1990
954	1987

Most Opponents Plays Allowed, Season

1126	1981
1085	1993
1078	1979

Fewest Opponents Plays Allowed, Game

39	vs. San Diego 11/22/87
41	vs. Pittsburgh 10/20/91
43	vs. L.A. Raiders 9/16/90

Most Opponents Plays Allowed, Game

95	vs. L.A. Rams 11/4/79 vs. Philadelphia 12/13/92 (OT)
88	vs. Denver 10/29/78 (OT)

Fewest Opponents Plays Allowed, Rushing, Season

337	1982 (9 Games)
413	1990
435	1991

Most Opponents Plays Allowed, Rushing, Season

614	1976
596	1977
588	1981

Fewest Opponents Plays Allowed, Rushing, Game

10	vs. Green Bay 12/9/90
12	vs. San Diego 11/22/87
13	3 Times (Last: vs. Indianapolis 9/29/91)

Most Opponents Plays Allowed, Rushing, Game

63	vs. L.A. Rams 11/4/79
61	vs. Cincinnati 10/11/87
60	2 Times (Last: vs. Pittsburgh 10/23/83)

Fewest Opponents Plays Allowed, Passing, Season

253	1982 (9 Games)
367	1977
394	1976

Most Opponents Plays Allowed, Passing, Season

633	1993
582	1986
576	1984

Fewest Opponents Attempts Allowed, Passing, Game

9	at N.Y. Giants 10/25/92
10	vs. New England 12/4/88
11	vs. Cincinnati 10/11/87

Most Opponents Attempts Allowed, Passing, Game

59	vs. Kansas City 9/11/88
55	vs. Kansas City 11/4/84 at Houston 11/7/93

NET YARDS ALLOWED RUSHING AND PASSING

Fewest Yards Allowed, Season

2794	1982 (9 Games)
4583	1992
4606	1990

Most Yards Allowed, Season

6029	1983
5940	1981
5834	1979

Fewest Yards Allowed, Game

120	vs. Cleveland 9/3/84
124	vs. N.Y. Jets 11/13/77
137	vs. Indianapolis 9/29/91

Most Net Yards Allowed, Game

580	vs. San Francisco 9/25/88
557	vs. San Diego 9/15/85
553	vs. N.Y. Jets 11/2/86

RUSHING

Fewest Yards Allowed, Rushing, Season

1461	1982 (9 Games)
1606	1990
1660	1993

Most Yards Allowed Rushing, Season

2881	1976
2806	1981
2517	1978

Fewest Yards Allowed, Rushing, Game

13	vs. Green Bay 12/9/90
17	vs. San Diego 11/22/87
30	at Cincinnati 9/26/93

Most Yards Allowed, Rushing, Game

356	vs. L.A. Raiders 11/30/87
303	vs. L.A. Rams 11/4/79
281	vs. St. Louis 9/12/76

Fewest Touchdowns Allowed, Rushing, Season

4	1991
7	1990
11	1984, 1989

**Most Touchdowns Allowed,
Rushing, Season**

23 1979
21 1977
20 1976, 1978, 1981

**Most Touchdowns Allowed,
Rushing, Game**

4 3 Times
(Last: vs. Dallas
11/27/80)

PASSING

**Fewest Net Yards Allowed,
Passing, Season**

1333 1982 (9 Games)
2333 1977
2524 1976

**Most Net Yards Allowed,
Passing, Season**

3831 1983
3653 1993
3582 1986

**Fewest Net Yards Allowed,
Passing, Game**

15 vs. Kansas City 9/30/79
25 vs. N.Y. Jets 11/13/77
35 vs. New England 12/4/88

**Most Net Yards Allowed,
Passing, Game**

494 vs. San Diego 9/15/85
427 vs. N.Y. Jets 11/2/86
405 vs. Phoenix 12/19/93 (OT)

**Fewest Touchdowns Allowed,
Passing, Season**

4 1982 (9 Games)
11 1992
15 1994

**Most Touchdowns Allowed,
Passing, Season**

33 1983
28 1980
27 1976

**Most Touchdowns Allowed,
Passing, Game**

5 vs. San Diego 9/15/85
vs. San Francisco 9/25/88
4 10 Times
(Last: vs. Denver
11/26/89)

SACKS

Most Sacks, Season

61 1985
55 1984
47 1986

Fewest Sacks, Season

17 1982 (9 Games)
18 1977
25 1978

Most Sacks, Game

11 vs. L.A. Raiders 12/8/86
10 vs. Philadelphia 12/13/92
(OT)
9 vs. Philadelphia 11/23/86

**Most Opponents Yards Lost
Attempting to Pass, Season**

464 1985

398 1984

351 1983

**Fewest Opponents Yards Lost
Attempting to Pass, Season**

131 1977
135 1982 (9 Games)
170 1980

**Most Opponents Yards Lost
Attempting to Pass, Game**

89 vs. Philadelphia 12/13/92
(OT)
68 vs. L.A. Raiders 12/8/86
65 vs. L.A. Raiders 10/16/83

INTERCEPTIONS

Most Seasons Leading League

1 1984

**Most Passes Intercepted By,
Season**

38 1984
26 1983
25 1977

**Fewest Passes Intercepted By,
Season**

9 1989
12 1990
13 1982 (9 Games)

**Most Passes Intercepted By,
Game**

6 vs. Kansas City 11/4/84
5 vs. Houston 10/5/80
at Pittsburgh 12/6/92

**Most Consecutive Games, One or
More Interceptions By**

17 1983-84
11 1993
8 1990-91

**Most Yards, Returning
Interceptions, Season**

697 1984
(3rd in NFL history)
397 1981
356 1977

**Fewest Yards Returning
Interceptions, Season**

57 1989
95 1980
160 1982 (9 Games)

**Most Yards Returning
Interceptions, Game**

325 vs. Kansas City 11/4/84
(NFL record)
146 vs. Cincinnati 9/25/77
125 vs. Cleveland 12/20/81

**Most Touchdowns Returning
Interceptions, Season**

7 1984
(2nd in NFL history)
3 1981, 1985

**Most Touchdowns Returning
Interceptions, Game**

4 vs. Kansas City 11/4/84
(NFL record)
2 vs. Chicago 9/23/83
1 21 Times
(Last: vs. Pittsburgh
9/25/94)

Most Touchdowns Returning

Interceptions, Both Teams, Game

- 4 Seattle (4) vs. Kansas City (0) 11/4/84 (NFL record)
- 2 6 Times
(Last: Seattle [1] vs. New Orleans [1] 9/1/91)

at New England 9/21/86

- 1 16 Times
(Last: at Indianapolis 10/2/94)

PUNTING

Fewest Opponent Punts, Season

- 50 1982 (9 games)
- 54 1977
- 55 1981

Most Opponent Punts, Season

- 97 1985
- 96 1992
- 83 1984

Fewest Opponent Punts, Game

- 0 at Oakland 12/16/79
- 1 15 Times
(Last: at San Diego 9/5/93)

Most Opponent Punts, Game

- 11 at Denver 10/25/85 (OT)
vs. Denver 11/30/92 (OT)
- 10 2 Times
(Last: vs. Philadelphia 12/13/92 [OT])

AVERAGE YARDAGE**Highest Opponent Average Distance, Punting, Season**

- 42.49 1981 (55-2337)
- 42.09 1988 (66-2778)
- 42.07 1985 (97-4081)

Lowest Opponent Average Distance, Punting, Season

- 35.0 1976 (65-2275)
- 35.9 1977 (54-2507)
- 37.9 1979 (69-2616)

Highest Opponent Average Distance, Punting, Game (Min.3 punts)

- 56.6 at Denver 11/25/84
(5-283)
- 53.0 vs. Pittsburgh 11/8/81
(3-156)
- 50.5 at San Diego 9/18/88
(4-202)

Lowest Opponent Average Distance, Punting, Game (Min.3 punts)

- 17.0 vs. Buffalo 10/14/84
(4-69)
- 24.0 vs. San Diego 9/4/78
(3-72)
vs. Philadelphia 11/2/80
(3-72)

HAD BLOCKED**Most Opponent Punts Blocked, Season**

- 4 1984, 1986
- 2 1976, 1977, 1980, 1985

Most Opponent Punts Blocked, Game

- 2 vs. Buffalo 10/14/84

Most Consecutive Opponent Punts Without A Block

- 258 1987-91
- 228 1991-94
- 207 1980-84

INSIDE THE 20**Most Opponent Punts Inside the Opponents' 20 Yard Line, Season**

- 25 1994
- 23 1992
- 22 1985, 1988, 1990

Fewest Opponent Punts Inside the Opponents' 20 Yard Line, Season

- 10 1976
1982 (9 games)
- 11 1977

Most Opponent Punts Inside the Opponents' 20 Yard Line, Game

- 4 8 Times
(Last: Jeff Feagles, Philadelphia 12/13/92 [OT])

PUNT RETURNS

Fewest Opponents Punt Returns, Season

- 19 1982 (9 Games)
- 29 1990
- 32 1984, 1987

Most Opponents Punt Returns, Season

- 56 1976
1992
- 47 1985, 1993

Fewest Yards Allowed, Punt Returns, Season

- 69 1982 (9 Games)
- 153 1981
- 185 1983

Most Yards Allowed, Punt Returns, Season

- 534 1976
- 476 1980
- 475 1993

Fewest Yards Allowed, Punt Returns, Game

- 12 vs. L.A. Rams 10/23/88
- 4 vs. Denver 11/30/92 (OT)
- 3 vs. Chicago 12/12/82
12/8/91)

Most Yards Allowed, Punt Returns, Game

- 110 at L.A. Raiders 12/12/93
- 100 vs. Kansas City 11/22/92
- 98 vs. N.Y. Giants 11/19/89

Most Seasons Leading League, Lowest Average Allowed, Punt Returns

- 1 1981, 1983, 1988

Lowest Average Allowed, Punt Returns, Season

- 3.63 1982 (19-69)(9 Games)
- 4.64 1981 (33-153)(Led NFL)
- 5.14 1983 (36-185)(Led NFL)

Highest Average Allowed, Punt Returns, Season

11.33	1980 (42-476)
10.11	1993 (47-475)
10.08	1978 (36-363)

Longest Return Allowed, Game

95	vs. N.Y. Jets 11/9/87 (TD)
86	vs. Kansas City 11/22/92 (TD)
78	at Houston 12/11/94 (TD)

Most Touchdowns Allowed, Punt Returns, Season

2	1990
1	5 Times (Last: 1994)

Most Touchdowns Allowed, Punt Return, Game

1	7 Times (Last: at Houston 12/11/94 [78 yards])
---	--

KICKOFF RETURNS

Fewest Opponent Kickoff Returns, Season

24	1982 (9 Games)
36	1992
44	1989

Most Opponent Kickoff Returns, Season

70	1979
67	1981, 1984, 1987

Fewest Opponent Kickoff Returns, Game

0	7 Times (Last: vs. Denver 11/28/93)
---	---

Most Opponent Kickoff Returns, Game

10	vs. Kansas City 9/20/87
9	3 Times (Last: vs. San Diego 11/16/81)

Fewest Yards Allowed, Kickoff Returns, Season

361	1982 (9 Games)
685	1992
814	1989

Most Yards Allowed, Kickoff Returns, Season

1379	1987
1328	1978
1240	1977

Fewest Yards Allowed, Kickoff Returns, Game

0	6 Times (Last: at Denver 11/28/93)
---	---------------------------------------

Most Yards Allowed, Kickoff Returns, Game

230	vs. Kansas City 9/20/87
217	vs. Buffalo 10/30/77
178	2 Times (Last: vs. L.A. Raiders 11/28/88)

Most Seasons Leading League, Lowest Average Allowed, Kickoff Returns

1982, 1983

Lowest Average Allowed, Kickoff**Returns, Season**

15.04	1982 (24-36)(Led NFL (9 Games))
16.14	1983 (59-952)(Led NFL)
16.66	1984 (67-1,116)

Highest Average Allowed, Kickoff Returns, Season

24.80	1977 (50-1,240)
22.63	1976 (46-1,041)
20.58	1987 (67-1,379)

Longest Return Allowed, Game

95	vs. Green Bay 11/15/78 (TD)
	vs. L.A. Raiders 11/28/88 at Detroit 10/19/93 (TD)

Most Touchdowns Allowed, Kickoff Returns, Season

1	1978, 1987, 1993
---	------------------

Most Touchdowns Allowed, Kickoff Returns, Game

1	vs. Green Bay 11/15/78 (95 yards) at Kansas City 12/27/87 (92 yards) at Detroit 10/19/93 (95 yards)
---	--

FUMBLES

Fewest Opponent Fumbles, Season

18	1982 (9 Games)
20	1977
21	1994

Most Opponent Fumbles, Season

47	1984
44	1983
43	1981

Most Opponent Fumbles, Game

9	vs. Cleveland 12/20/81
7	3 Times (Last: vs. Cincinnati 10/11/87)

TURNOVERS

(Number of times taking ball from opponent on interceptions and fumbles)

Most Seasons Leading League in Most Turnovers

1	1984
---	------

Fewest Opponent Turnovers, Season

22	1982 (13 ints, 9 fums) (9 Games)
	1989 (9 ints, 13 fums)
28	1976 (15 ints, 13 fums)

Most Opponent Turnovers, Season

63	1984 (38 ints, 25 fums) (2nd in NFL history)
54	1983 (26 ints, 28 fums)
48	1981 (21 ints, 27 fums)

Most Opponent Turnovers, Game

10	vs. Cleveland 12/20/81 (3 ints, 7 fums)
8	2 Times (Last: vs. San Diego 9/9/84 [4 ints, 4 fums])

TIME OF POSSESSION

Lowest Average Time of Possession Allowed, Season

29:13 1990
29:14 1984
29:25 1987

Highest Average Time of Possession Allowed, Season

31:56 1982 (9 Games)
31:22 1988

30:59 1992

Least Time of Possession Allowed, Game

18:25 vs. San Diego 11/22/87
20:05 vs. Pittsburgh 10/20/91
20:56 vs. San Diego 9/18/83

Most Time of Possession Allowed, Game

46:47 vs. Philadelphia 12/13/92 (OT)
45:32 vs. L.A. Rams 11/4/79
42:50 vs. San Francisco 9/25/88

OPPONENT INDIVIDUAL RECORDS

SCORING

POINTS

Most Points, Game

- 24 Terdell Middleton, Green Bay, at Milwaukee 10/15/78 (4 TDs)
Roy Green, at St. Louis 11/13/83 (4 TDs)
20 Joe Danelo, N.Y. Giants 10/18/81 (6 FGs, 2 PATs)

TOUCHDOWNS

Most Touchdowns, Game

- 4 Terdell Middleton, Green Bay, at Milwaukee 10/15/78 (4 Rush)
Roy Green, at St. Louis 11/13/83 (4 Rec)
3 Eric Dickerson, L.A. Rams 9/23/85 (3 Rush)
Bo Jackson, L.A. Raiders 11/30/87 (2 Rush, 1 Rec)
Marcus Allen, Kansas City 12/5/93 (3 Rush)

POINTS AFTER TOUCHDOWN

Most Points After Touchdown Attempted, Game

- 7 Rafael Septien, at Dallas 11/27/80
6 5 Times
(Last: Nick Lowery, Kansas City 11/27/83)

Most Points After Touchdown, Game

- 7 Rafael Septien, at Dallas 11/27/80 (7 attempts)
6 4 Times
(Last: Chester Marcol, Green Bay, at Milwaukee 10/15/78 [6 attempts])

Most Points After Touchdown, No Misses, Game

- 7 Rafael Septien, at Dallas

- 11/27/80
6 4 Times
(Last: Chester Marcol, Green Bay, at Milwaukee 10/15/78)

FIELD GOALS

Most Field Goals Attempted, Game

- 6 Joe Danelo, N.Y. Giants 10/18/81
John Carney, at San Diego 9/5/93
Doug Pelfrey, Cincinnati 11/6/94 (OT)

Most Field Goals, Game

- 6 Joe Danelo, N.Y. Giants 10/18/81
John Carney, at San Diego 9/5/93
Doug Pelfrey, Cincinnati 11/6/94 (OT)

Most Field Goals, One Quarter

- 3 Rich Karlis, at Denver 11/20/83 (4th)
Al Del Greco, at Houston 11/7/93 (2nd)
2 42 Times
(Last: Lin Elliott, at Kansas City 10/23 [2nd])

Longest Field Goal

- 57 Nick Lowery, at Kansas City 9/14/80
Steve Cox, at Washington 9/28/86
55 Fred Steinfort, Denver 12/21/80

Longest Field Goal Attempted

- 61 Ali Haji-Sheikh, at N.Y. Giants 12/11/83
57 3 Times
(Last: Kevin Butler, at Chicago 9/9/90)

Most Field Goals, No Misses, Game

- 6 Joe Danelo, N.Y. Giants
10/18/81
John Carney, at San Diego
9/5/93
Doug Pelfrey, Cincinnati
11/6/94 (OT)

Most Field Goals, 50 or More Yards, Game

- 2 By 4 Players
(Last: Greg Davis,
Phoenix 12/19/93 [OT])

SAFETIES**Most Safeties, Game**

- 1 22 Times
(Last: Alfred Williams,
Cincinnati 11/6/94 [OT])

RUSHING

ATTEMPTS**Most Attempts, Game**

- 39 Earl Campbell, at Houston
10/11/81
37 Christian Okoye, at Kansas
City 11/5/89
33 Barry Foster, at Pittsburgh
12/6/92

YARDS GAINED**Most Yards Gained, Game**

- 221 Bo Jackson, L.A. Raiders
11/30/87
186 Earl Campbell, at Houston
10/11/81
183 Walter Payton, Chicago
12/5/76

Most Games, 2 or More Players with 100 or More Yards Rushing

- 1 Jim Otis (140) and Terry
Metcalfe (113), St. Louis
9/12/76
Tom Sullivan (121) and
Mike Hogan (104), at
Philadelphia 12/12/76

Longest Run From Scrimmage

- 91 Bo Jackson, L.A. Raiders
11/30/87 (TD)
84 Ted McKnight, Kansas City
9/30/79 (TD)
73 Chuck Muncie, San Diego
11/16/81 (TD)

AVERAGE GAIN**Highest Average Gain, Game (10 or More Attempts)**

- 12.28 Bo Jackson, L.A. Raiders
11/30/87 (18-221)
12.25 Ted McKnight, Kansas City
9/30/79 (12-147)
11.00 Tony Reed, at Kansas City
12/17/78 (11-121)

TOUCHDOWNS**Most Touchdowns, Game**

- 4 Terrell Middleton, Green
Bay, at Milwaukee

10/15/78

- 3 Eric Dickerson, L.A. Rams
9/23/85
Marcus Allen, Kansas City
12/5/93

PASSING

ATTEMPTS**Most Passes Attempted, Game**

- 55 Warren Moon, at Houston
11/7/93
53 Steve Beuerlein, Phoenix
12/19/93 (OT)
52 By 2 Players
(Last: Jay Schroeder,
L.A. Raiders 10/13/91)

COMPLETIONS**Most Passes Completed, Game**

- 36 Warren Moon, at Houston
11/7/93
34 Steve Beuerlein, Phoenix
12/19/93 (OT)
31 By 3 Players
(Last: Jeff Blake,
Cincinnati 11/6/94 [OT])

COMPLETION PERCENTAGE**Highest Completion Percentage, Game (Minimum 20 Attempts)**

- 83.87 Fran Tarkenton, at
Minnesota 11/14/76
(31-26)
81.25 Ken O'Brien, N.Y. Jets
11/2/86 (32-26)
80.10 Pat Haden, L.A. Rams
11/4/79 (21-17)

YARDS GAINED**Most Yards Gained, Game**

- 440 Dan Fouts, at San Diego
9/15/85
432 John Elway, Denver
12/20/85
431 By 2 Players
(Last: Steve Beuerlein,
Phoenix 12/19/93 [OT])

Longest Pass Completion

- 99 Stan Humphries, to Tony
Martin, from San Diego
9/18/94 (TD)
(ties NFL record)
92 Marc Wilson, to Marcus
Allen, at L.A. Raiders
10/7/84
90 Terry Bradshaw, to Mark
Malone, Pittsburgh
11/8/81 (TD)

AVERAGE GAIN**Highest Average Gain, Game (20 Attempts)**

- 16.26 Marc Wilson, at L.A.
Raiders 10/7/84 (19-309)
13.47 Ken O'Brien, N.Y. Jets
11/2/86 (32-431)
12.42 Gary Hogeboom, Phoenix
9/17/89 (24-298)

TOUCHDOWNS

Most Touchdown Passes, Game

- 4 8 Times
(Last: John Elway, at
Denver 11/26/89)

HAD INTERCEPTED

Most Passes Had Intercepted, Game

- 5 Ken Stabler, at Houston
10/5/80
- 4 9 Times
(Last: Neil O'Donnell,
Pittsburgh 9/25/94)

Most Attempts, No Interceptions, Game

- 45 Tony Eason, at New
England 9/21/86
- 43 John Elway, at Denver
10/20/85 (OT)
- 42 John Elway, Denver
12/20/85
Boomer Esiason, at
Cincinnati 12/10/89

RECEIVING

Most Pass Receptions, Game

- 13 Wes Chandler, at San
Diego 9/15/85
- 12 Gary Clark, Phoenix
12/19/93 (OT)
- 11 Todd Christensen, L.A.
Raiders 10/16/83

YARDS GAINED

Most Yards Gained, Game

- 243 Wes Chandler, at San
Diego 9/15/85
- 195 Al Toon, N.Y. Jets 11/2/86
- 173 Marcus Allen, at L.A.
Raiders 10/7/84

Longest Pass Reception

- 99 Tony Martin, from Stan
Humphries, San Diego
9/18/94 (TD)
(ties NFL record)
- 92 Marcus Allen, from Marc
Wilson, at L.A. Raiders
10/7/84
- 90 Mark Malone, from Terry
Bradshaw, Pittsburgh
11/8/81 (TD)

Most Games, 2 or More Players with 100 or More Yards Receiving

- 5 Times
(Last: Eric Green (119)
and Dwight Stone (100),
Pittsburgh 12/26/93)

AVERAGE PER RECEPTION

Highest Average Per Reception, Game (5 Receptions)

- 34.60 Marcus Allen, at L.A.
Raiders 10/7/84 (4-173)
- 32.40 James Lofton, Green Bay,
at Milwaukee 10/21/84
(5-162)
- 27.17 Jerry Rice, San Francisco
9/25/88 (6-163)

TOUCHDOWNS

Most Touchdowns, Game

- 4 Roy Green, at St. Louis
11/13/83
- 3 4 Times
(Last: Roy Green,
Phoenix 9/17/89)

INTERCEPTIONS

Most Interceptions By, Game

- 4 Deron Cherry, at Kansas
City 9/29/85
(ties NFL record)
- 3 Tony Greene, Buffalo
10/30/77
Steve Wilson, at Denver
11/20/83

YARDS RETURNED

Most Yards Returned, Game

- 115 Fred Marion, New England
11/17/85
- 102 Gary Barbaro, at Kansas
City 12/11/77
- 93 Levi Johnson, Detroit
10/24/76

Longest Return

- 102 Gary Barbaro, at Kansas
City 12/11/77
(T3rd in NFL history)
- 83 Fred Marion, New England
11/17/85
- 82 Carlton Williamson, at San
Francisco 11/25/85

TOUCHDOWNS

Most Touchdowns, Game

- 1 30 Times
(Last: Ray Buchanan,
Indianapolis 12/4/94)

PUNTING

Most Punts, Game

- 11 Chris Norman, at Denver
10/20/85 (OT)
Ruben Rodriguez, Denver
11/30/92 (OT)
- 10 Jeff Gossett, L.A. Raiders
10/18/92
Jeff Feagles, Philadelphia
12/13/92 (OT)

Longest Punt

- 67 David Lee, Baltimore
11/12/78
Brian Hansen, at New
England 10/7/90
- 65 Rohn Stark, Indianapolis
9/29/91
John Kidd, at San Diego
10/4/92

AVERAGE YARDAGE

Highest Average Punting, Game (Minimum 4 Punts)

- 52.25 Lee Johnson, Cincinnati
11/6/94 (4-209)
- 50.50 Ralf Mojsiejenko, at San
Diego 9/18/88 (4-202)
- 50.00 Ralf Mojsiejenko, at San
Diego 12/14/86 (4-200)

INSIDE THE 20

Most Punts Inside the 20, Game

4 8 Times

(Last: Jeff Feagles,
Philadelphia 12/13/92
[OT])

TOUCHBACKS

Most Touchbacks, Game

3 George Roberts, at Miami
9/9/79

Max Runager, at San
Francisco 11/25/85

2 9 Times

(Last: Bryan Barker, at
Kansas City 1/2/94)

HAD BLOCKED

Most Punts Had Blocked, Game

2 John Kidd, Buffalo
10/14/84

Rich Camarillo, at New
England 9/21/86

1 15 Times

(Last: Rohn Stark, at
Indianapolis 10/2/94)

PUNT RETURNS

Most Punt Returns, Game

8 Vai Sikahema,
Philadelphia 12/13/92
(OT)

7 Rolland Lawrence, Atlanta
11/7/76

Pete Shaw, at N.Y. Giants
12/11/83

FAIR CATCHES

Most Fair Catches, Game

6 Greg Pruitt, at L.A. Raiders
10/7/84

5 Greg Pruitt, L.A. Raiders
11/12/84

Emile Harry, at Kansas
City 11/9/86

YARDS GAINED

Most Yards Gained, Game

110 Tim Brown, at L.A. Raiders
12/12/93

100 Dale Carter, Kansas City
11/22/92

98 David Meggett, N.Y. Giants
11/19/89

Longest Punt Return

91 JoJo Townsell, N.Y. Jets
11/9/87 (TD)

86 Dale Carter, Kansas City
11/22/92 (TD)

78 Ernest Givins, at Houston
12/11/94 (TD)

AVERAGE YARDAGE

Highest Average, Game

(Minimum 3 Returns)

32.67 David Meggett, at N.Y.
Giants 11/19/89 (3-98)

31.67 JoJo Townsell, at N.Y. Jets
11/9/87 (3-95)

30.67 Ernest Givins, at Houston
12/11/94 (3-92)

TOUCHDOWNS

1 8 Times

(Last: Ernest Givins, at
Houston 12/11/94)

KICKOFF RETURNS

Most Kickoff Returns, Game

9 Paul Palmer, at Kansas
City 9/20/87

8 Keith Moody, Buffalo
10/30/77

7 By 2 Players

(Last: Johnny Bailey,
Phoenix 12/19/93 [OT])

YARDS GAINED

Most Yards Gained, Game

221 Paul Palmer, at Kansas
City 9/20/87

185 Keith Moody, Buffalo
10/30/77

178 Tim Brown, L.A. Raiders
11/28/88

Longest Kickoff Return

95 Steve Odom, Green Bay,
at Milwaukee 10/15/78
(TD)

Tim Brown, L.A. Raiders
11/28/88

Mel Gray, at Detroit
10/17/93 (TD)

HIGHEST YARDAGE

Highest Average, Game

(Minimum 3 Returns)

44.33 Paul Palmer, at Kansas
City 12/27/87 (3-133)

35.60 Tim Brown, L.A. Raiders
11/28/88 (5-178)

33.67 Glen Young, Cleveland
12/8/85 (3-92)

TOUCHDOWNS

Most Touchdowns, Game

1 Steve Odom, Green Bay,
at Milwaukee 10/15/78
(95 yds)

Paul Palmer, at Kansas
City 12/27/87 (92 yds)

Mel Gray, at Detroit
10/17/93 (95 yds)

COMBINED KICK RETURNS

Most Combined Kick Returns, Game

11 Vai Sikahema,
Philadelphia 12/13/92
(OT) (8-P, 3-K)

10 Rolland Lawrence, Atlanta
11/7/76 (7-P, 3-K)

9 3 Times

(Last: Rod Woodson, at
Pittsburgh 10/20/91 [4-P,
5-K])

YARDS GAINED

Most Yards Returned, Game

- 221 Paul Palmer, Kansas City
9/20/87 (221-K)
- 189 Tim Brown, L.A. Raiders
11/28/88 (11-P, 178-K)
- 185 Keith Moody, Buffalo
10/30/77 (185-K)

TOUCHDOWNS

Most Touchdowns, Game

- 1 10 Times
(Last: Tim Brown, at L.A.
Raiders 12/12/93) (Punt)

COMBINED NET YARDS GAINED

Yards Gained Via Rushing,
Receiving, Interception Return,
Punt Return, Kickoff Return,
and Fumble Return

ATTEMPTS

Most Attempts, Game

- 42 Earl Campbell, at Houston
10/11/81
- 39 Barry Foster, at Pittsburgh
12/6/92
- 37 Ottis Anderson, at St.
Louis 11/13/83

YARDS GAINED

Most Yards Gained, Game

- 306 Tim Brown, L.A. Raiders
11/28/88
- 290 Lionel James, at San
Diego 9/15/85
- 243 Wes Chandler, at San
Diego 9/15/85

TACKLES

Most Tackles, Game

- 19 Randy Gradishar, Denver
10/29/78
- 16 5 Times
(Last: Dino Hackett, at
Kansas City 9/20/87)

SACKS

Most Sacks, Game

- 7.0 Derrick Thomas, at Kansas
City 11/11/90
(NFL record)

4.0 By 3 Players

(Last: Anthony Smith,
L.A. Raiders 9/12/93)

FORCED FUMBLES

Most Forced Fumbles, Game

- 2 14 Times
(Last: Stanley Richard, at
San Diego 10/30/94)

FUMBLES

Most Fumbles, Game

- 5 Dave Walter, Cincinnati
10/11/87
- 4 3 Times
(Last: Paul McDonald,
Cleveland 12/20/81)

Most Own Fumbles Recovered, Game

- 2 12 Times
(Last: John Elway,
Denver 11/28/93)

Most Opponents' Fumbles Recovered, Game

- 2 8 Times
(Last: Tim Newton, at
Kansas City 1/2/94)

Longest Fumble Return

- 86 Derrick Thomas, Kansas
City 12/5/93 (TD)
- 75 Ray Bentley, Cincinnati
9/6/92 (TD)
- 46 Lucius Sanford, Buffalo
10/14/84 (TD)

TOUCHDOWNS

Most Touchdowns, Game (Opponents' Recovered)

- 1 15 Times
(Last: 86 yards, Derrick
Thomas, Kansas City
12/5/93)

Most Touchdowns, Game (Own Recovered)

- 1 Tim Brown, at L.A. Raiders
12/18/88

BLOCKED KICKS

Most Blocked Punts, Game

- 1 8 Times
(Last: Albert Lewis, at
Kansas City 1/2/94)

MOST VALUABLE PLAYER

Running back Chris Warren was voted by his teammates as the Seahawks Most Valuable Player in 1994. Warren set a new team record by rushing for 1,545 yards, a total that led the AFC and was second in the entire NFL. Included was a record-equalling seven 100-yard games, and six straight games with a rushing touchdown. He became only the second player in franchise history to lead the AFC in rushing along with Curt Warner in 1983 and 1986. Warren averaged 4.6 yards per rush and caught a career-best 41 passes. He played in his second Pro Bowl after the season.

Most Blocked Field Goals, Game

- 1 9 Times
(Last: Tim Rother, at L.A.
Raiders 10/1/89)

Most Blocked PATs, Game

- 1 7 Times
(Last: Michael Carter, at
San Francisco 11/25/85)

Most Blocked Kicks (Field Goals and PATs), Game

- 1 16 Times
(Last: Tim Rother, at L.A.
Raiders 10/1/89 [FG])

Longest Return of Blocked Punt

- 23 Frank Duncan, San Diego
9/7/80

0 6 Times

(Last: Jessie Small, at
Philadelphia 9/10/89)

Longest Return of Blocked Field Goal

- 58 Dave Waymer, New
Orleans 10/16/88 (TD)

- 0 7 Times
(Last: Albert Lewis, at
Kansas City 1/2/94)

Touchdowns with Blocked Kick Recovery

- 1 Dave Waymer, New
Orleans 10/16/88
(FG, 55 yds)
Albert Lewis, at Kansas
City 1/2/94 (Punt, 0 yds)

CAREER TOP TEN

GAMES PLAYED

Player, Seasons	No
1 Steve Largent, 1976-89	200
2 Joe Nash, 1982-94	194
3 Jacob Green, 1980-91	178
4 Jeff Bryant, 1982-93	175
5 Dave Brown, 1976-86	159
6 Eugene Robinson, 1985-94	154
7 Keith Butler, 1978-87	146
8 Edwin Bailey, 1981-91	139
9 Norm Johnson, 1982-90	134
10 Mike Tice, 1981-88, 90-91	130

GAMES STARTED

Player, Seasons	No
1 Steve Largent, 1976-89	197
2 Jacob Green, 1980-91	176
3 Jeff Bryant, 1982-93	167
4 Dave Brown, 1976-86	159
5 Joe Nash, 1982-94	158
6 Eugene Robinson, 85-94	136
7 Keith Butler, 1978-87	132
8 Edwin Bailey, 1981-91	120
9 Dave Krieg, 1980-91	119
10 John L. Williams, 1986-93	114

POINTS SCORED

Player, Seasons	No
1 Norm Johnson, 1982-90	810
2 Steve Largent, 1976-89	608
3 Curt Warner, 1983-89	372
4 John Kasay, 1991-94	341
5 Efren Herrera, 1978-81	331
6 Sherman Smith, 1976-82	228
7 Daryl Turner, 1984-87	216
8 John L. Williams, 1986-93	198
9 Brian Blades, 1988-94	158
10 Dan Doornink, 1979-85	150

TOTAL TOUCHDOWNS

Player, Seasons	No
1 Steve Largent, 1976-89	101
2 Curt Warner, 1983-89	62
3 Sherman Smith, 1976-82	38
4 Daryl Turner, 1984-87	36
5 John L. Williams, 1986-93	33
6 Brian Blades, 1988-94	26
7 Dan Doornink, 1979-85	25
8 David Sims, 1977-79	23
Chris Warren, 1990-94	23
10 Sam McCullum, 1976-81	21

FIELD GOALS

Player, Seasons	No
1 Norm Johnson, 1982-90	159
2 John Kasay, 1991-94	82
3 Efren Herrera, 1978-81	64
4 John Leyboldt, 1976-77	17
5 Wilson Alvarez, 1981	3
6 Scott Hagler, 1987	2
7 Don Bitterlich, 1976	1

FIELD GOAL ATTEMPTS

Player, Seasons	No
1 Norm Johnson, 1982-90	228
2 John Kasay, 1991-94	105
3 Efren Herrera, 1978-81	92
4 John Leyboldt, 1976-77	30
5 Wilson Alvarez, 1981	7
6 Don Bitterlich, 1976	4
7 Scott Hagler, 1987	2

POINT AFTER TOUCHDOWNS

Player, Seasons	No
1 Norm Johnson, 1982-90	333

NFL LEADER

Quarterback Rick Mirer co-led the NFL in 1994 with an interception-avoidance percentage of 1.8. Mirer, who's percentage tied Kansas City's Joe Montana, threw only seven interceptions in 381 attempts. His percentage is also a franchise record, breaking the old mark of 2.27% by Jim Zorn in 1981.

2 Efen Herrera, 1978-81	139
3 John Kasay, 1991-94	95
4 John Leyboldt, 1976-77	52
5 Wilson Alvarez, 1981	14
6 Don Bitterlich, 1976	7
7 Scott Hagler, 1987	4
8 Steve Largent, 1976-89	*1
* Ran for PAT	

PAT ATTEMPTS

Player, Seasons	No
1 Norm Johnson, 1982-90	338
2 Efen Herrera, 1978-81	148
3 John Kasay, 1991-94	97
4 John Leyboldt, 1976-78	59
5 Wilson Alvarez, 1981	15
6 Don Bitterlich, 1976	7
7 Scott Hagler, 1987	4
8 Steve Largent, 1976-89	*1
* Rushing Attempt	

TWO-POINT PAT ATTEMPTS

Player, Seasons	No
1 Rick Tuten, 1991-94	2
2 Brian Blades, 1988-94	1
Dan McGwire, 1991-94	1
Jon Vaughn, 1993-94	1
Chris Warren, 1990-94	1

TWO-POINT PATs MADE

Player, Seasons	No
1 Brian Blades, 1988-94	1
Rick Tuten, 1991-94	1
Jon Vaughn, 1993-94	1
Chris Warren, 1990-94	1

RUSHING ATTEMPTS

Player, Seasons	No
1 Curt Warner, 1983-89	1,649
2 John L. Williams, 86-93	1,148
3 Chris Warren, 1990-94	846
4 Sherman Smith, 1976-82	810
5 Dan Doornink, 1979-85	463
6 Derrick Fenner, 1989-91	317
7 Jim Zorn, 1976-84	307
8 David Hughes, 1981-85	294
Dave Krieg, 1980-91	294
10 David Sims, 1977-79	293

RUSHING YARDS

Player, Seasons	No
1 Curt Warner, 1983-89	6,705
2 John L. Williams, 86-93	4,579
3 Chris Warren, 1990-94	3,658
4 Sherman Smith, 1976-82	3,429
5 Dan Doornink, 1979-85	1,530
6 Jim Zorn, 1976-84	1,494
7 David Sims, 1977-79	1,174
8 Derrick Fenner, 1989-91	1,117
9 Dave Krieg, 1980-91	1,090
10 David Hughes, 1981-85	1,009

RUSHING TOUCHDOWNS

Player, Seasons	No
1 Curt Warner, 1983-89	55
2 Sherman Smith, 1976-82	28
3 Chris Warren, 1990-94	20
4 Derrick Fenner, 1989-91	19
David Sims, 1977-79	19
6 Jim Zorn, 1976-84	17
John L. Williams, 1986-93	17
8 Dan Doornink, 1979-85	14
9 Dave Krieg, 1980-91	10
10 Theotis Brown, 1981-83	8

PASSING ATTEMPTS

Player, Seasons	No
1 Dave Krieg, 1980-91	3,576
2 Jim Zorn, 1976-84	2,992
3 Rick Mirer, 1993-94	867
4 Kelly Stouffer, 1988-92	437
5 Stan Gelbaugh, 1992-94	271
6 Jeff Kemp, 1987-91	249
7 Steve Myer, 1976-79	160
8 Dan McGwire, 1991-94	147
9 Gale Gilbert, 1985-86	116
10 Bruce Mathison, 1987	76

PASSING COMPLETIONS

Player, Seasons	No
1 Dave Krieg, 1980-91	2,096
2 Jim Zorn, 1976-84	1,593
3 Rick Mirer, 1993-94	469
4 Kelly Stouffer, 1988-92	225
5 Stan Gelbaugh, 1992-94	131
6 Jeff Kemp, 1987-91	130
7 Steve Myer, 1976-79	83
8 Dan McGwire, 1991-94	74
9 Gale Gilbert, 1985-86	61
10 Bruce Mathison, 1987	36

PASSING YARDS

Player, Seasons	No
1 Dave Krieg, 1980-91	26,132
2 Jim Zorn, 1976-84	20,122
3 Rick Mirer, 1993-94	4,984
4 Kelly Stouffer, 1988-92	2,333
5 Jeff Kemp, 1987-91	1,735
6 Stan Gelbaugh, 1992-94	1,426
7 Steve Myer, 1976-79	851
8 Dan McGwire, 1991-94	745
9 Gale Gilbert, 1985-86	703
10 Bruce Mathison, 1987	501

TOUCHDOWN PASSES

Player, Seasons	No
1 Dave Krieg, 1980-91	195
2 Jim Zorn, 1976-84	107
3 Rick Mirer, 1993-94	23
4 Jeff Kemp, 1987-91	9
5 Kelly Stouffer, 1988-92	7
Stan Gelbaugh, 1992-94	7
Steve Myer, 1976-79	6
8 Gale Gilbert, 1985-86	4
9 Bruce Mathison, 1987	3
10 Sam Adkins, 1977-82	2
Dan McGwire, 1991-94	2

PASSES HAD INTERCEPTED

Player, Seasons	No
1 Dave Krieg, 1980-91	148
2 Jim Zorn, 1976-84	133
3 Rick Mirer, 1993-94	24
4 Kelly Stouffer, 1988-92	19
5 Jeff Kemp, 1987-91	18
6 Steve Myer, 1976-79	14
7 Stan Gelbaugh, 1992-94	12
8 Dan McGwire, 1991-94	6
9 Gale Gilbert, 1985-86	5
Bruce Mathison, 1987	5

TIMES SACKED

Player, Seasons	No
1 Dave Krieg, 1980-91	341
2 Jim Zorn, 1976-84	200
3 Rick Mirer, 1993-94	74
4 Kelly Stouffer, 1988-92	50
5 Stan Gelbaugh, 1992-93	35
6 Dan McGwire, 1991-94	20
7 Jeff Kemp, 1987-91	14

8 Sam Adkins, 1977-82	9
Steve Myer, 1976-79	9
10 Dan McGwire, 1991-94	7

QUARTERBACK RATING

(Minimum 100 Attempts)

Player, Seasons	No
1 Dave Krieg, 1980-91	82.3
2 Jim Zorn, 1976-84	67.8
3 Rick Mirer, 1993-94	68.8
4 Gale Gilbert, 1985-86	64.7
5 Jeff Kemp, 1987-91	56.6
7 Stan Gelbaugh, 1992-94	54.6
8 Kelly Stouffer, 1988-92	54.5
Dan McGwire, 1991-94	54.5
10 Steve Myer, 1976-79	43.5

PASS RECEPTIONS

Player, Seasons	No
1 Steve Largent, 1976-89	819
2 John L. Williams, 1986-93	471
3 Brian Blades, 1988-94	416
4 Sam McCullum, 1976-81	232
5 Sherman Smith, 1976-82	211
6 Dan Doornink, 1979-85	197
7 Curt Warner, 1983-89	193
8 Paul Skansi, 1984-91	163
9 Tommy Kane, 1988-92	142
10 Kelvin Martin, 1993-94	113

RECEIVING YARDS

Player, Seasons	No
1 Steve Largent, 1976-89	13,089
2 Brian Blades, 1988-94	5,560
3 John L. Williams, 86-93	4,151
4 Sam McCullum, 1976-81	3,409
5 Sherman Smith, 1976-82	2,342
6 Tommy Kane, 1988-92	2,034
7 Dan Doornink, 1979-85	1,940
8 Paul Skansi, 1984-91	1,911
9 Daryl Turner, 1984-87	1,872
10 Kelvin Martin, 1993-94	1,479

RECEIVING TOUCHDOWNS

Player, Seasons	No
1 Steve Largent, 1976-89	100
2 Daryl Turner, 1984-87	36
3 Brian Blades, 1988-94	26
4 Sam McCullum, 1976-81	21
5 John L. Williams, 1986-93	16
6 Ray Butler, 1985-88	13
7 Dan Doornink, 1979-85	11
8 Paul Skansi, 1984-91	10
Sherman Smith, 1976-82	10
10 Mike Tice, 1981-88, 90-91	9
Tommy Kane, 1988-92	9

INTERCEPTIONS

Player, Seasons	No
1 Dave Brown, 1976-86	50
2 John Harris, 1978-85	41
Eugene Robinson, 1985-94	41
4 Kenny Easley, 1981-87	32
5 Keith Simpson, 1978-85	19
6 Terry Taylor, 1984-88, 1994	16
7 Dwayne Harper, 1988-93	13
8 Patrick Hunter, 1986-94	12
9 Autry Beamon, 1977-79	11
Paul Moyer, 1983-89	11

RETURN YARDS

Player, Seasons	No
1 Dave Brown, 1976-86	643

2 Eugene Robinson, 85-94	554
3 Kenny Easley, 1981-87	528
4 John Harris, 1978-85	425
5 Keith Simpson, 1978-85	338
6 Dwayne Harper, 1988-93	242
7 Terry Taylor, 1984-88, 94	202
8 Patrick Hunter, 1988-94	174
9 Eddie McMillan, 1976-77	157
10 Robert Blackmon, 1990-93	152

RETURN TOUCHDOWNS

Player, Seasons	No
1 Dave Brown, 1976-86	5
2 Kenny Easley, 1981-87	3
Keith Simpson, 1978-85	3
4 Jacob Green, 1980-91	2
John Harris, 1978-85	2
Terry Taylor, 1984-88, 1994	2
7 11 tied with	1

PUNTS

Player, Seasons	No
1 Rick Tuten, 1991-94	338
2 Jeff West, 1981-85	299
3 Herman Weaver, 1977-80	257
4 Ruben Rodriguez, 87-89	192
5 Rick Engles, 1976-77	84
6 Rick Donnelly, 1990-91	80
7 Vince Gamache, 1986	79
8 David Finzer, 1985	68
9 Alex Waits, 1991	14
10 Jimmy Colquitt, 1985	12

PUNTING YARDS

Player, Seasons	No
1 Rick Tuten, 1991-94	14,778
2 Jeff West, 1981-85	11,511
3 Herman Weaver, 77-80	10,182
4 Ruben Rodriguez, 87-89	7,733
5 Rick Donnelly, 1990-91	3,227
6 Rick Engles, 1976-77	3,204
7 Vince Gamache, 1986	3,048
8 David Finzer, 1985	2,766
9 Jimmy Colquitt, 1985	481
10 Alex Waits, 1991	474

INSIDE THE 20

Player, Seasons	No
1 Rick Tuten, 1991-94	91
2 Jeff West, 1981-85	73
3 Herman Weaver, 1977-80	49
4 Ruben Rodriguez, 1987-89	48
5 Rick Donnelly, 1990-91	19
6 Rick Engles, 1976-77	13
7 David Finzer, 1985	12
8 Vince Gamache, 1986	10
9 Jimmy Colquitt, 1985	3
Efren Herrera, 1978-81	3

TOUCHBACKS

Player, Seasons	No
1 Jeff West, 1981-85	28
2 Rick Tuten, 1991-94	25
3 Herman Weaver, 1977-80	19
4 Ruben Rodriguez, 1987-89	17
5 Rick Donnelly, 1990-91	9
6 Vince Gamache, 1986	7
7 David Finzer, 1985	6
8 Rick Engles, 1976-77	4
9 Jimmy Colquitt, 1985	2
10 Efren Herrera, 1978-81	1

HAD BLOCKED

Player, Seasons	No
1 Herman Weaver, 1977-80	5

2 Rick Engles, 1976-77	3
3 Ruben Rodriguez, 1987-89	1
Rick Tuten, 1991-94	1

PUNT RETURNS

Player, Seasons	No
1 Chris Warren, 1990-94	94
2 B.J. Edmonds, 1986-88	89
3 Paul Johns, 1981-84	74
4 Kelvin Martin, 1993-94	65
5 Will Lewis, 1980-81	57
6 Paul Skansi, 1984-91	53
7 Rufus Crawford, 1978	34
8 Kenny Easley, 1981-87	26
9 David Hollis, 1987-89	24
10 James Jefferson, 1989-93	20
Walter Packer, 1977	20

FAIR CATCHES

Player, Seasons	No
1 Chris Warren, 1990-94	60
2 Kelvin Martin, 1993-94	35
3 B.J. Edmonds, 1986-88	26
4 Paul Johns, 1981-84	23
5 James Jefferson, 1989-93	10
Will Lewis, 1980-81	10
7 Paul Skansi, 1984-91	9
8 Kenny Easley, 1981-87	7
David Hollis, 1987-89	7
10 Dave Brown, 1976-86	5

PUNT RETURN YARDS

Player, Seasons	No
1 B. J. Edmonds, 1986-88	1,010
2 Paul Johns, 1981-84	843
3 Chris Warren, 1990-94	819
4 Kelvin Martin, 1993-94	550
5 Paul Skansi, 1984-91	500
6 Will Lewis, 1980-81	449
7 Kenny Easley, 1981-87	302
8 Rufus Crawford, 1978	284
9 David Hollis, 1987-89	197
10 John Harris, 1978-85	179

PUNT RETURN TDs

Player, Seasons	No
1 Paul Johns, 1981-84	2
2 B.J. Edmonds, 1986-88	1
Will Lewis, 1980-81	1
Chris Warren, 1990-94	1

KICKOFF RETURNS

Player, Seasons	No
1 B.J. Edmonds, 1986-88	101
2 Chris Warren, 1990-94	86
3 Randall Morris, 1984-88	82
4 Al Hunter, 1977-80	78
5 Zachary Dixon, 1983-84	74
6 Michael Bates, 1993-94	56
7 Will Lewis, 1980-81	45
8 Derek Loville, 1990-91	36
9 Rufus Crawford, 1978	35
10 Jon Vaughn, 1993-94	34

KICKOFF RETURN YARDS

Player, Seasons	No
1 B.J. Edmonds, 1986-88	2,228
2 Chris Warren, 1990-94	1,794
3 Al Hunter, 1977-80	1,717
4 Randall Morris, 1984-88	1,621
5 Zachary Dixon, 1983-84	1,594
6 Michael Bates, 1993-94	1,111
7 Will Lewis, 1980-81	963
8 Rufus Crawford, 1978	829
9 Derek Loville, 1990-91	771

10 Jon Vaughn, 1993-94	723
------------------------	-----

KICKOFF RETURN TDs

Player, Seasons	No
1 Zachary Dixon, 1983-84	1
James Jefferson, 1989-93	1
Jon Vaughn, 1993-94	1

FUMBLES

Player, Seasons	No
1 Dave Krieg, 1980-91	108
2 Jim Zorn, 1976-84	49
3 Curt Warner, 1983-89	38
4 Sherman Smith, 1976-82	22
5 Kelly Stouffer, 1988-92	20
6 John L. Williams, 1986-94	18
7 Steve Largent, 1976-89	17
8 Chris Warren, 1990-94	16
9 Rick Mirer, 1993-94	15
10 Dan Doornink, 1979-85	13
Will Lewis, 1980-81	13

OPPONENT FUMBLE RECOVERIES

Player, Seasons	No
1 Jacob Green, 1980-91	17
2 Eugene Robinson, 1985-94	13
3 Dave Brown, 1976-86	11
Jeff Bryant, 1982-93	11
John Harris, 1978-85	11
6 Kenny Easley, 1981-87	9
Greg Gaines, 1981, 83-88	9
Shelton Robinson, 1982-85	9
9 Kerry Justin, 1978-83, 86-87	8
Paul Moyer, 1983-88	8

YARDS WITH OPPONENT FUMBLE RECOVERY

Player, Seasons	No
1 Jacob Green, 1980-91	79
2 John Harris, 1978-85	62
3 Fredd Young, 1984-87	58
4 Nesby Glasgow, 1988-92	56
5 Cornell Webster, 1977-80	54
6 Dwayne Harper, 1988-93	53
7 Melvin Jenkins, 1987-90	50
8 Kerry Justin, 78-83, 86-87	43
9 Brian Bosworth, 1987-89	38
10 Dennis Boyd, 77-79, 81-82	33
Kenny Easley, 1981-87	33

OPPONENT FUMBLE RETURN TDs

Player, Seasons	No
1 Jacob Green, 1980-91	2
Shelton Robinson, 1982-85	2
3 9 tied with	1

OWN FUMBLE RECOVERIES

Player, Seasons	No
1 Dave Krieg, 1980-91	27
2 Curt Warner, 1983-89	13
3 Jim Zorn, 1976-84	12
4 John L. Williams, 1986-93	9
5 Edwin Bailey, 1981-91	7
Sherman Smith, 1976-82	7
7 Bryan Millard, 1984-91	6
Kelly Stouffer, 1988-92	6
Rick Mirer, 1993-94	6
Chris Warren, 1990-94	6

TACKLES

Player, Seasons	No
1 Eugene Robinson, 85-94	878
2 Keith Butler, 1978-87	813

3	Joe Nash, 1982-94	737
4	Jacob Green, 1980-91	718
5	Jeff Bryant, 1982-93	689
6	Dave Brown, 1976-86	684
7	John Harris, 1978-85	649
8	Michael Jackson, 1979-86	574
9	Terry Beeson, 1977-81	561
10	Kenny Easley, 1981-87	498

QUARTERBACK SACKS

Player, Seasons	No
1 Jacob Green, 1980-91	116.0
2 Jeff Bryant, 1982-93	63.0
3 Joe Nash, 1982-94	46.5
4 Rufus Porter, 1988-94	37.5
5 Cortez Kennedy, 1990-94	32.0
6 Manu Tuiaosopo, 79-83	21.0
7 Bill Gregory, 1978-80	20.0
8 Fredd Young, 1984-87	19.0
9 Robert Hardy, 1979-82	18.5
10 Randy Edwards, 1984-87	16.0

YARDS LOST ON SACKS

Player, Seasons	No
1 Jacob Green, 1980-91	753
2 Jeff Bryant, 1982-93	469
3 Rufus Porter, 1988-94	312
4 Joe Nash, 1982-94	310
5 Cortez Kennedy, 1990-94	223
6 Manu Tuiaosopo, 1979-83	156
7 Bill Gregory, 1978-80	177
8 Fredd Young, 1984-87	151
9 Robert Hardy, 1979-82	134
10 Randy Edwards, 1984-87	123

FORCED FUMBLES

Player, Seasons	No
1 Jacob Green, 1980-91	28
2 Rufus Porter, 1988-94	14
3 Joe Nash, 1982-94	13
Bruce Scholtz, 1982-88	13
5 Jeff Bryant, 1982-93	12
6 Keith Butler, 1978-87	11
Keith Simpson, 1978-85	11
8 Dave Brown, 1976-86	10
Kenny Easley, 1981-87	10
Eugene Robinson, 1985-94	10

BLOCKED PUNTS

Player, Seasons	No
1 Kerry Justin, 78-83, 86-87	3
2 Don Dufek, 1976-77, 1979	2
Patrick Hunter, 1986-94	2
Sam Merriman, 1983-87	2
Fredd Young, 1984-87	2
6 Michael Bates, 1993-94	1
Autry Beamon, 1977-79	1
Tony Burse, 1987	1
Peter Cronan, 1977-79, 1981	1
Greg Gaines, 1981, 1983-88	1

Sam McCullum, 1976-81	1
Steve Raible, 1976-81	1
Terry Taylor, 1984-88, 1994	1
Byron Walker, 1982-86	1

BLOCKED PUNTS RETURNED FOR TOUCHDOWN

Player, Seasons	No
1 Autry Beamon, 1977-79	1
Jessie Green, 1979-80	1
Eric Lane, 1981-87	1
Sam Merriman, 1983-87	1
Paul Moyer, 1983-89	1
Steve Raible, 1976-81	1
Eugene Robinson, 1985-94	1
Terry Taylor, 1984-88, 1994	1

BLOCKED PATs

Player, Seasons	No
1 Mike White, 1981-82	3
2 Jeff Bryant, 1982-93	2
Jacob Green, 1980-91	2
Joe Nash, 1982-94	2
5 Dennis Boyd, 1977-79, 81-82	1
Brian Fiones, 1981-82	1

BLOCKED FIELD GOALS

Player, Seasons	No
1 Joe Nash, 1982-94	8
2 Jeff Bryant, 1982-93	3
3 Dennis Boyd, 1977-79, 81-82	2
Jacob Green, 1980-91	2
Mike White, 1981-82	2
6 13 players tied with	1

BLOCKED FIELD GOALS RETURNED FOR TOUCHDOWN

Player, Seasons	No
1 Vernon Dean, 1988	1
Byron Walker, 1982-86	1

RETURN TOUCHDOWNS

(Touchdowns scored on
Interception, Fumble, Kickoff,
Punt Return, Blocked Punt, or
Blocked Field Goal Return)

Player, Seasons	No
1 Dave Brown, 1976-86	5
2 Jacob Green, 1980-91	4
3 Kenny Easley, 1981-87	3
Keith Simpson, 1978-86	3
Terry Taylor, 1984-88, 1994	3
6 John Harris, 1978-85	2
Paul Johns, 1981-84	2
Paul Moyer, 1983-89	2
Joe Nash, 1982-94	2
Eugene Robinson, 1985-94	2
Shelton Robinson, 1982-85	2

YEARLY LEADERS

TOUCHDOWNS

	G	Tot	Rush	Rec	Ret	PAT	Pts
1976 Sherman Smith	12	5	4	1	0	0/0	30
1977 Steve Largent	14	10	0	10	0	0/0	60
1978 David Sims	12	15*	14*	1	0	0/0	90*
1979 Sherman Smith	16	15	11	4	0	0/0	90

	G	Tot	Rush	Rec	Ret	PAT	Pts
1980 Jim Jodat	16	6	5	1	0	0/0	36
1981 Steve Largent	16	10	1	9	0	0/0	60
1982 Steve Largent	8	3	0	3	0	0/0	18
1983 Curt Warner	16	14 ⁺	13	1	0	0/0	84
1984 Steve Largent	16	12	0	12	0	0/0	72
1985 Daryl Turner	16	13	0	13 [*]	0	0/0	78
1986 Curt Warner	16	13	13 ⁺	0	0	0/0	78
1987 Curt Warner	12	10	8	2	0	0/0	60
1988 Curt Warner	16	12	10	2	0	0/0	72
1989 John L. Williams	16	7	1	6	0	0/0	42
1990 Derrick Fenner	16	15 ⁺	14 ⁺	1	0	0/0	90
1991 John L. Williams	16	5	4	1	0	0/0	30
1992 Tommy Kane	11	3	0	3	0	0/0	18
Chris Warren	16	3	3	0	0	0/0	18
John L. Williams	16	3	1	2	0	0/0	18
1993 Chris Warren	14	7	7	0	0	0/0	42
1994 Chris Warren	16	11	9	2	0	1/1	68

* Led NFL + Led AFC

KICK SCORING

	G	PATs	FGs	Pts.
1976 John Leypoldt	11	19-22	9-12	43
1977 John Leypoldt	14	33-37	9-18	60
1978 Efren Herrera	16	40-44	13-21	79
1979 Efren Herrera	16	43-46	19-23	100
1980 Efren Herrera	16	33-33	20-31	93
1981 Efren Herrera	12	23-25	12-17	59
1982 Norm Johnson	9	13-14	10-14	43
1983 Norm Johnson	16	49-50	18-25	103
1984 Norm Johnson	16	50-51	20-24	110
1985 Norm Johnson	16	40-41	14-25	82
1986 Norm Johnson	16	42-42	22-35 [*]	108
1987 Norm Johnson	13	40-40	15-20	85
1988 Norm Johnson	16	39-39	22-28	105
1989 Norm Johnson	16	27-27	15-25	72
1990 Norm Johnson	16	33-34	23-32	102
1991 John Kasay	16	27-28	25-31	102
1992 John Kasay	16	14-14	14-22	56
1993 John Kasay	16	29-29	23-28	98
1994 John Kasay	16	25-26	20-24	85

* Led NFL + Led AFC

RUSHING

	G	Att	Yds	Avg	LG	TD
1976 Sherman Smith	12	119	537	4.5	53	4
1977 Sherman Smith	14	163	763	4.7	39	4
1978 Sherman Smith	12	165	805	4.9	67	6
1979 Sherman Smith	16	194	775	4.0	31	11
1980 Jim Jodat	16	155	632	4.1	26	5
1981 Theotis Brown	10	141	531	3.8	43	6
1982 Sherman Smith	9	63	202	3.2	19	0
1983 Curt Warner	16	335 ⁺	1449 ⁺	4.3	60	13
1984 David Hughes	16	94	327	3.3	14	1
1985 Curt Warner	16	291	1094	3.8	38	8
1986 Curt Warner	16	319 ⁺	1481 ⁺	4.6	60	13 ⁺
1987 Curt Warner	12	234	985	4.2	57	8
1988 Curt Warner	16	266	1025	3.9	29	10
1989 Curt Warner	16	194	631	3.3	34	3
1990 Derrick Fenner	16	215	859	4.0	36	14 [*]
1991 John L. Williams	16	188	741	3.9	42	4
1992 Chris Warren	16	223	1017	4.6	52	3
1993 Chris Warren	14	273	1072	3.9	45	7
1994 Chris Warren	16	333	1545 ⁺	4.6 ⁺	41	9

* Led NFL + Led AFC

PASSING

		G	Att	Cmp	Yds	Pct	TD	Int	Rate
1976	Jim Zorn	14	439*	208	2571	47.3	12	27	49.5
1977	Jim Zorn	10	251	104	1683	41.4	16	19	54.3
1978	Jim Zorn	16	443+	248+	3283+	56.0	15	20	72.2
1979	Jim Zorn	16	505`	285	3661	56.4	20	18	77.7
1980	Jim Zorn	16	488	276	3346	56.6	17	20	72.3
1981	Jim Zorn	13	397	236	2788	59.4	13	9	82.3
1982	Jim Zorn	9	245	126	1540	51.4	7	11	62.0
1983	Dave Krieg	9	243	147	2139	60.5	18	11	95.0
1984	Dave Krieg	16	480	276	3671	57.5	32	24	83.3
1985	Dave Krieg	16	532	285	3602	53.6	27	20	76.2
1986	Dave Krieg	15	375	225	2921	60.0	21	11	91.0
1987	Dave Krieg	12	294	178	2131	60.5	23	15	87.6
1988	Dave Krieg	9	228	134	1741	58.8	18	8*	94.6
1989	Dave Krieg	15	499	286	3309	57.3	21	20	74.8
1990	Dave Krieg	16	448	265	3194	59.2	15	20	73.6
1991	Dave Krieg	10	285	187	2080	65.6*	11	12	82.5
1992	Stan Gelbaugh	10	255	121	1307	47.5	6	11	52.9
1993	Rick Mirer	16	486	274	2833	56.4	12	17	67.0
1994	Rick Mirer	13	381	195	2151	51.2	11	7*	70.2

* Led NFL + Led AFC

RECEIVING

		G	No	Yds	Avg	LG	TD
1976	Steve Largent	14	54	705	13.0	45	4
1977	Steve Largent	14	33	643	19.4	74	10
1978	Steve Largent	16	71+	1168	16.5	57	8
1979	Steve Largent	15	66	1237+	18.7	55	9
1980	Steve Largent	16	66	1064	16.1	67	6
1981	Steve Largent	16	75	1224	16.3	57	9
1982	Steve Largent	8	34	493	14.5	45	3
1983	Steve Largent	15	72	1074	14.9	46	11
1984	Steve Largent	16	74	1164	15.7	65	12
1985	Steve Largent	16	79	1287+	16.3	43	6
1986	Steve Largent	16	70	1070	15.3	38	9
1987	Steve Largent	13	58	912	15.7	55	8
1988	John L. Williams	16	58	651	11.2	75	3
1989	Brian Blades	16	77	1063	13.8	60	5
1990	John L. Williams	16	73	699	9.6	60	0
1991	Brian Blades	16	70	1003	14.3	52	2
1992	John L. Williams	16	74	556	7.5	27	2
1993	Brian Blades	16	80	945	11.8	41	3
1994	Brian Blades	16	81	1086	13.4	45	4

* Led NFL + Led AFC

INTERCEPTIONS

		G	No	Yds	Avg	LG	TD
1976	Dave Brown	14	4	70	17.5	33	0
	Rolly Woolsey	14	4	19	4.7	13	0
1977	Autry Beamon	14	6	36	6.0	16	0
1978	Cornell Webster	15	5	9	1.8	14	0
1979	Dave Brown	16	5	46	9.2	23	0
1980	Dave Brown	16	6	32	5.3	24	0
	John Harris	16	6	28	4.7	15	0
1981	John Harris	16	10+	155	15.5	42	2+
1982	Kenny Easley	8	4	48	12.0	44	0
	John Harris	9	4	33	8.3	18	0
1983	Kenny Easley	16	7	96	13.2	38	0
1984	Kenny Easley	16	10+	126	12.6	58	2*
1985	John Harris	16	7	20	2.9	17	0
1986	Dave Brown	16	5	58	11.6	24	1
1987	Kenny Easley	12	4	47	11.8	22	0
1988	Paul Moyer	16	6	79	13.2	34	0
1989	Eugene Robinson	16	5	24	4.8	20	0
1990	Eugene Robinson	16	3	89	29.7	39	0

	G	No	Yds	Avg	LG	TD
Dwayne Harper	16	3	69	23.0	47	0
1991 Eugene Robinson	16	5	56	11.2	27	0
1992 Eugene Robinson	16	7	126	18.0	49	0
1993 Eugene Robinson	16	9*	80	8.9	28	0
1994 Patrick Hunter	5	3	85	28.3	51	0
Terry Wooden	16	3	78	26.0	69t	1
Orlando Watters	16	3	39	13.0	18	1
Eugene Robinson	13	3	18	6.0	18	0

* Led NFL + Led AFC

PUNTING

	G	No	Yds	Avg	LG	TB	I20	Blk
1976 Rick Engles	14	80	3067	38.3	55	3	13	2
1977 Herman Weaver	13	58	2293	39.5	59	4	10	1
1978 Herman Weaver	16	66	2440	37.0	59	6	13	0
1979 Herman Weaver	16	66	2651	40.2	60	3	11	3
1980 Herman Weaver	16	67	2798	41.8	62	7	14	2
1981 Jeff West	15	66	2578	39.1	56	2	16	0
1982 Jeff West	9	48	1835	38.2	52	3	8	0
1983 Jeff West	16	79	3115	39.5	56	10	25	0
1984 Jeff West	16	95	3567	37.5	60	10	24	0
1985 Dave Finzer	12	68	2766	40.7	61	6	12	0
1986 Vince Gamache	16	79	3048	38.6	55	7	10	0
1987 Ruben Rodriguez	12	47	1880	40.0	63	5	17	0
1988 Ruben Rodriguez	16	70	2858	40.8	68	4	14	0
1989 Ruben Rodriguez	16	75	2995	39.9	59	8	17	1
1990 Rick Donnelly	16	67	2722	40.6	54	8	18	0
1991 Rick Tuten	10	49	2106	43.0	60	3	8	0
1992 Rick Tuten	16	108*	4760*	44.1	65	8	29*	0
1993 Rick Tuten	16	90	4007	44.5	64	7	21	1
1994 Rick Tuten	16	91	3905	42.9	64	7	33	0

* Led NFL + Led AFC

PUNT RETURNS

	G	No	FC	Yds	Avg	LG	TD
1976 Lyle Blackwood	11	19	2	132	6.9	26	0
1977 Walter Packer	10	20	0	131	6.5	31	0
1978 Rufus Crawford	16	34	4	284	8.4	22	0
1979 Tony Green	11	16	3	121	7.6	30	0
1980 Will Lewis	16	41	9	349	8.5	75	1
1981 Paul Johns	16	16	4	177	11.1	34	0
1982 Paul Johns	9	19	10	210	11.1	37	0
1983 Paul Johns	11	28	5	316	11.3	75	1*
1984 Kenny Easley	16	16	5	194	12.1	42	0
1985 Paul Skansi	12	31	7	312	10.1	32	0
1986 Bobby Joe Edmonds	15	34	14	419	12.3*	75	1+
1987 Bobby Joe Edmonds	11	20	4	251	12.6+	40	0
1988 Bobby Joe Edmonds	16	35	8	340	9.7	41	0
1989 David Hollis	10	18	7	164	9.1	21	0
1990 Chris Warren	16	28	16	269	9.6	39	0
1991 Chris Warren	16	32	19	298	9.3	59	1*
1992 Chris Warren	16	34	25	252	7.4	16	0
1993 Kelvin Martin	16	32	15	270	8.4	33	0
1994 Kelvin Martin	16	33	20	280	8.5	23	0

* Led NFL + Led AFC

KICKOFF RETURNS

	G	No	Yds	Avg	LG	TD
1976 Oliver Ross	10	30	655	21.8	45	0
1977 Al Hunter	12	36	820	22.7	41	0
1978 Al Hunter	16	16	385	24.1	38	0
1979 Tony Green	11	20	437	21.9	31	0
1980 Will Lewis	16	25	585	23.4	54	0
1981 Will Lewis	10	20	378	18.9	36	0
1982 Horace Ivory	6	10	224	22.4	30	0
1983 Zachary Dixon	13	49*	1448*	23.4	94	1*

		G	No	Yds	Avg	LG	TD
1984	David Hughes	16	17	348	20.5	38	0
1985	Randall Morris	16	31	636	20.5	58	0
1986	Bobby Joe Edmonds	15	34	764	22.5	46	0
1987	Bobby Joe Edmonds	11	27	564	20.9	43	0
1988	Bobby Joe Edmonds	16	40	900	22.5	65	0
1989	James Jefferson	16	22	511	23.2	97 ⁺	1 [*]
1990	Chris Warren	16	23	478	20.8	71	0
1991	Chris Warren	16	35	792	22.6	55	0
1992	Chris Warren	16	28	524	18.7	34	0
1993	Michael Bates	16	30	602	20.1	46	0
1994	Michael Bates	15	26	508	19.5	38	0

* Led NFL + Led AFC

DEFENSIVE

According to Unofficial Press Box Statistics

TACKLES

	G	No
1976 Dave Brown	14	111
1977 Terry Beeson	14	134
1978 Terry Beeson	16	153
1979 Terry Beeson	16	114
1980 Michael Jackson	15	136
1981 Michael Jackson	16	140
1982 Michael Jackson	8	64
1983 Bruce Scholtz	16	104
1984 Shelton Robinson	16	93
1985 Fredd Young	16	118
1986 Fredd Young	15	121
1987 Fredd Young	13	101
1988 Eugene Robinson	16	114
1989 Eugene Robinson	16	102
1990 Nesby Glasgow	16	83
1991 Terry Wooden	16	100
1992 Eugene Robinson	16	94
1993 Eugene Robinson	16	111
1994 Rod Stephens	16	128

* NFL leader + AFC leader

SACKS

	G	No
1976 Steve Niehaus	14	9.5
1977 Alden Roche	12	3.5
1978 Bill Gregory	16	9.0
1979 Manu Tuiasosopo	16	8.0
1980 Jacob Green	14	6.5
1981 Jacob Green	16	12.0
1982 Jeff Bryant	9	3.0
Jacob Green	9	3.0
1983 Jacob Green	16	16.0
1984 Jeff Bryant	16	14.5
1985 Jacob Green	16	13.5
1986 Jacob Green	16	12.0
1987 Jacob Green	12	9.5
1988 Jacob Green	16	9.0
1989 Rufus Porter	16	10.5
1990 Jacob Green	16	12.5
1991 Rufus Porter	15	10.0
1992 Cortez Kennedy	16	14.0
1993 Michael Sinclair	9	8.0
1994 Michael Sinclair	12	4.5

TACKLES FOR LOSS

	G	No
1976 Steve Niehaus	14	13.0
1977 Ron East	14	9.0
1978 Keith Butler	16	12.0
1979 Terry Beeson	16	11.0
Robert Hardy	16	11.0
1980 Jacob Green	14	13.0
1981 Jacob Green	16	18.0
1982 Jacob Green	9	8.0
Robert Hardy	8	8.0
1983 Jacob Green	16	25.0
1984 Jacob Green	16	20.0
1985 Jacob Green	16	20.0
1986 Jacob Green	16	17.0
1987 Jacob Green	12	18.0
Fredd Young	13	18.0
1988 Jacob Green	16	16.0
1989 Rufus Porter	16	13.0
1990 Jacob Green	16	18.0
1991 Rufus Porter	15	16.0
1992 Cortez Kennedy	16	28.0
1993 Cortez Kennedy	16	13.5
1994 Rufus Porter	16	12.5
Rod Stephens	16	12.5
Terry Wooden	16	12.5

SPECIAL TEAMS

	G	No
1976 Don Dufek	14	15
1977 Peter Cronan	14	11
Charles McShane	14	11
1978 Cornell Webster	15	12
1979 Don Dufek	13	18
1980 Don Dufek	8	13
1981 Mike Tice	16	11
1982 Eric Lane	9	6
Ken McAlister	9	6
1983 Don Dufek	14	18
1984 Sam Merriman	16	21
1985 John Kaiser	16	14
1986 Eric Lane	15	16
1987 David Hollis	11	10
1988 Rufus Porter	16	16
1989 Rufus Porter	16	13
1990 James Jones	16	15
1991 David Daniels	16	12
Rod Stephens	16	12
Chris Warren	16	12
1992 Tracy Johnson	16	18
1993 Michael Bates	16	22
1994 Dean Wells	15	16

TOP INDIVIDUAL PERFORMANCES

RUSHING

	Att	Yds	TD	Opponent
1. Curt Warner	32	207	3	vs. Kansas City 11/27/83 (OT)
2. Curt Warner	24	192	3	vs. Denver 12/20/86
3. Chris Warren	30	185	1	at Houston 12/11/94
4. Chris Warren	36	174	1	at New England 9/19/93
5. Curt Warner	28	169	2	at San Diego 9/15/85
6. Chris Warren	27	168	1	vs. Phoenix 12/19/93 (OT)
7. Chris Warren	20	154	1	vs. Kansas City 11/22/92
8. Sherman Smith	23	152	2	at Chicago 11/5/78
9. Derrick Fenner	22	144	3	at Denver 9/23/90 (OT)
10. Curt Warner	28	142	0	vs. San Diego 10/6/86
11. Curt Warner	21	139	0	at Denver 10/26/86
12. Curt Warner	27	136	0	at Denver 10/20/85 (OT)
13. Curt Warner	24	135	0	vs. Denver 11/6/83
14. Al Hunter	27	133	2	vs. Kansas City 12/17/78
15. Jon Vaughn	26	131	0	vs. Pittsburgh 12/26/93
16. Curt Warner	27	130	0	vs. L.A. Raiders 11/28/88
17. Curt Warner	25	128	2	at N.Y. Jets 9/11/83
18. Curt Warner	23	126	4	vs. Denver 12/11/88
Chris Warren	26	126	1	vs. Pittsburgh 9/25/94
20. Sherman Smith	14	124	1	vs. Atlanta 11/7/76
21. Curt Warner	25	123	1	vs. Green Bay 11/15/87
22. Dan Doornink	21	122	2	at Atlanta 10/29/79
Curt Warner	22	122	1	at Dallas 11/27/86
Chris Warren	24	122	1	at New England 9/20/92
Chris Warren	24	122	1	vs. L.A. Raiders 12/18/94
Chris Warren	18	122	1	at Denver 11/13/94
27. David Sims	23	121	3	at N.Y. Jets 9/17/78
28. Curt Warner	23	119	1	vs. San Diego 11/22/87
29. Jim Jodat	22	117	0	at Washington 9/28/80
Chris Warren	19	117	0	at Kansas City 10/23/94
31. Curt Warner	26	116	0	vs. New England 12/18/83
Curt Warner	23	116	2	vs. L.A. Raiders 12/8/86
Chris Warren	16	116	0	vs. Tampa Bay 11/20/94
34. Curt Warner	21	114	0	vs. Pittsburgh 9/7/86
35. Eric Lane	14	113	1	at Minnesota 9/30/84
36. John L. Williams	15	112	1	vs. Kansas City 9/20/87
Curt Warner	29	112	2	at L.A. Raiders 10/25/87
Derrick Fenner	20	112	1	at Green Bay 12/9/90
Chris Warren	24	112	0	vs. Cleveland 11/14/93
40. Curt Warner	22	110	1	at Atlanta 10/2/88
41. Curt Warner	22	109	2	vs. San Diego 9/18/83
John L. Williams	20	109	0	vs. Denver 12/11/88

PRIME TIME

The Seahawks will make one national television appearance in 1995 when they host the Los Angeles Raiders on Sunday, December 17. ESPN will televise the game. The Seahawks and Raiders also met on ESPN in 1994, with Los Angeles taking a 17-16 win. Since their first appearance in 1979, Seattle has posted a 17-8 record in prime time. On ABC's Monday Night Football, Seattle is 11-5; on ESPN 6-1; and 0-2 on TNT. The Raiders are the Seahawks most common prime time opponent, the two teams having played eight times, with the series tied 4-4. Denver and San Diego have been the opposition four times.

	John L. Williams	17	109	0	vs. Denver 11/24/91
44.	David Sims	14	106	2	vs. Baltimore 11/12/78
	Curt Warner	16	106	1	at Washington 9/28/86
46.	Curt Warner	24	105	0	vs. New England 11/17/85
	John L. Williams	17	105	0	vs. L.A. Raiders 11/28/88
48.	David Sims	22	104	1	at Green Bay 10/15/78
	Theotis Brown	14	104	0	at N.Y. Jets 10/25/81
	Chris Warren	19	103	0	vs. Washington 11/8/92
51.	John L. Williams	13	102	1	vs. Houston 11/13/88
	Curt Warner	21	102	1	at L.A. Raiders 10/1/89
	John L. Williams	16	102	1	at Kansas City 1/2/94
54.	Curt Warner	23	101	1	at L.A. Raiders 10/30/83
	Chris Warren	22	100	2	at Washington 9/4/94

100 Yards: Warner 23, Warren 13, Williams 6, Sims 3, Fenner 2, Smith 2, Brown 1, Doornink 1, Hunter 1, Jodat 1, Lane 1, Vaughn 1.

PASSING

		Att	Cmp	Yds	TD	Opponent
1.	Dave Krieg	42	31	418	3	at Denver 11/20/83
2.	Dave Krieg	32	19	410	4	at L.A. Raiders 12/18/88
3.	Dave Krieg	44	30	406	3	at Denver 11/25/84
4.	Dave Krieg	51	33	405	4	vs. Atlanta 10/13/85
5.	Jim Zorn	33	24	384	4	vs. New Orleans 11/18/79
6.	Dave Krieg	39	29	379	2	at San Diego 11/10/91
7.	Kelly Stouffer	46	27	370	1	vs. New Orleans 10/16/88
8.	Jeff Kemp	27	20	344	4	at Detroit 10/18/87
9.	Dave Krieg	50	30	334	2	vs. Denver 12/15/84
10.	Jim Zorn	32	21	329	2	vs. San Diego 9/3/78
11.	Jim Zorn	43	24	327	1	at Oakland 9/20/81
12.	Bruce Mathison	42	20	326	2	vs. Miami 10/4/87
13.	Jeff Kemp	50	21	322	0	at Denver 9/15/91
14.	Jim Zorn	41	22	318	1	at Denver 11/21/82
15.	Jim Zorn	35	23	314	2	at Oakland 12/16/79
16.	Jim Zorn	36	20	312	4	vs. New England 9/21/80
17.	Dave Krieg	49	27	311	1	vs. San Diego 10/29/89
18.	Dave Krieg	35	22	310	2	at Green Bay 10/21/84
19.	Jim Zorn	32	17	308	1	at Green Bay 10/15/78
	Jim Zorn	39	22	308	2	vs. Denver 12/8/79
	Jim Zorn	47	31	308	1	vs. Kansas City 9/27/81
22.	Dave Krieg	32	22	307	5	at San Diego 9/15/85
23.	Dave Krieg	23	16	306	2	at Kansas City 11/11/90
24.	Dave Krieg	21	15	305	4	at San Diego 12/14/86

300 Yards: Krieg 11, Zorn 9, Kemp 2, Mathison 1, Stouffer 1

RECEIVING

		No	Yds	TD	Opponent
1.	Steve Largent	15	261	3	at Detroit 10/18/87
2.	Steve Largent	12	191	1	at Denver 11/25/84
3.	John L. Williams	7	180	1	at L.A. Raiders 12/18/88
4.	Sam McCullum	8	173	1	at Oakland 12/16/79
5.	Steve Largent	7	169	1	vs. N.Y. Jets 12/6/81
6.	Tommy Kane	10	162	0	at Miami 12/16/90
7.	Brian Blades	12	160	2	at New Orleans 9/1/91
8.	Steve Largent	8	155	3	at St. Louis 11/13/83
9.	Steve Largent	9	146	2	vs. New Orleans 11/18/79
	Brian Blades	9	146	1	vs. Phoenix 9/17/89
11.	Brian Blades	8	145	1	vs. New Orleans 10/16/88
12.	Steve Largent	4	142	1	at Oakland 10/26/80
13.	Brian Blades	7	141	0	vs. Kansas City 11/27/94
14.	Charle Young	7	140	0	at San Diego 10/9/83

	No	Yds	TD	Opponent
15. Steve Largent	5	139	2	vs. L.A. Raiders 9/16/79
Steve Largent	8	139	1	vs. N.Y. Giants 12/7/80
17. Steve Largent	8	138	0	vs. New England 11/17/85
18. Jimmy Teal	9	137	0	vs. Miami 10/4/87
19. Steve Largent	6	135	2	vs. Houston 10/21/79
20. Steve Largent	4	134	2	vs. Buffalo 10/30/77
Brian Blades	7	134	0	vs. Kansas City 12/5/93
22. Steve Largent	7	133	1	vs. New England 12/18/83
23. Brian Blades	10	132	1	vs. San Diego 10/3/93
24. Brian Blades	8	131	0	at San Diego 11/10/91
25. Steve Largent	8	130	2	vs. Washington 9/25/83
Steve Largent	8	130	1	at Minnesota 9/30/84
27. Steve Largent	7	129	1	at Green Bay 10/21/84
John L. Williams	12	129	1	vs. L.A. Raiders 12/17/89
29. Steve Largent	7	128	1	vs. San Francisco 9/26/76
Ray Butler	3	128	2	at New England 9/21/86
31. Steve Largent	6	127	1	vs. San Diego 9/3/78
Steve Largent	6	127	1	at Green Bay 10/15/78
Steve Largent	6	127	0	at Atlanta 10/29/79
Steve Largent	6	127	2	vs. New England 9/21/80
35. Steve Largent	6	126	2	at Chicago 11/5/78
36. Brian Blades	4	123	2	at L.A. Raiders 12/11/88
37. Sam McCullum	6	122	1	at Oakland 9/20/81
Brian Blades	8	122	0	at Denver 11/26/89
Tommy Kane	6	122	0	at Denver 9/15/91
40. Daryl Turner	7	121	4	at San Diego 9/15/85
41. Steve Largent	9	120	2	at Kansas City 12/2/79
42. Steve Largent	5	118	1	vs. San Diego 10/4/81
Paul Johns	6	118	1	vs. Pittsburgh 10/23/83
Byron Franklin	5	118	1	vs. San Diego 10/6/86
45. John L. Williams	8	117	1	at Chicago 12/20/87
Brian Blades	10	117	1	vs. San Diego 10/29/89
47. Steve Largent	4	116	2	vs. San Diego 11/27/77
Steve Largent	8	116	2	vs. San Diego 9/18/83
Paul Johns	9	116	0	at Denver 11/20/83
50. Steve Largent	8	114	1	at Cincinnati 9/6/81
51. Duke Ferguson	4	113	1	vs. Buffalo 10/30/77
Brian Blades	7	113	1	at L.A. Raiders 10/1/89
53. Sam McCullum	4	112	2	vs. St. Louis 9/12/76
Steve Raible	3	112	1	at Minnesota 11/14/76
55. Steve Largent	8	111	0	vs. Chicago 12/12/82
56. Steve Largent	6	110	0	at Denver 9/23/79
Steve Largent	5	110	0	at New Orleans 11/10/85
John L. Williams	9	110	0	at San Diego 11/25/90
59. Steve Largent	5	109	0	vs. Pittsburgh 11/28/82
60. Steve Largent	8	108	1	vs. Cleveland 12/3/78
Steve Largent	7	108	1	vs. N.Y. Jets 11/2/86
62. Sam McCullum	5	107	0	at N.Y. Jets 10/19/80
Ray Butler	6	107	2	vs. Denver 12/13/87
Brian Blades	6	107	1	at Cincinnati 12/10/89
Brian Blades	5	107	1	at Denver 9/15/91
66. Steve Largent	5	106	2	vs. Buffalo 10/14/84
67. David Sims	4	105	1	at Cincinnati 9/25/77
Paul Johns	8	105	0	at New England 9/16/84
69. Steve Largent	8	104	2	vs. Detroit 12/2/84
70. Kelvin Martin	8	104	1	at Indianapolis 10/2/94
71. David Hughes	12	103	0	vs. Kansas City 9/27/81
Paul Johns	5	103	0	at Denver 11/21/82
Steve Largent	8	103	1	vs. Atlanta 10/13/85
Brian Blades	6	103	0	vs. San Diego 12/27/92
75. Tommy Kane	6	102	0	at Pittsburgh 10/20/91
Sam McCullum	5	102	0	vs. Denver 12/8/79
Steve Largent	7	102	0	at Cincinnati 11/16/86
78. Steve Largent	6	101	1	vs. New Orleans 11/21/76

	No	Yds	TD	Opponent
Steve Largent	6	101	1	vs. Philadelphia 11/02/80
Steve Largent	7	101	1	vs. Kansas City 12/01/85
81. Steve Largent	6	101	0	vs. Denver 12/20/86

100 Yards: Largent 40, Blades 14, McCullum 5, Johns 4, Williams 4, Kane 3, Butler 2, Ferguson 1, Franklin 1, Hughes 1, Martin 1, Raible 1, Sims 1, Teal 1, Turner 1, C. Young 1

SACKS

	No	Loss	Opponent
1. Jacob Green	4.0	29.0	vs. N.Y. Giants 10/19/86
2. Jacob Green	3.5	24.5	vs. L.A. Raiders 10/16/83
3. Bill Gregory	3.0	10.0	vs. Denver 10/29/78
4. Jacob Green	3.0	29.0	vs. New England 12/18/83
5. Jacob Green	3.0	24.0	vs. Cleveland 9/3/84
6. Jeff Bryant	3.0	19.0	vs. Detroit 12/2/84
7. Jacob Green	3.0	15.0	vs. Cleveland 12/8/85
8. Jacob Green	3.0	12.0	vs. Philadelphia 11/23/86
9. Fredd Young	3.0	17.0	vs. Philadelphia 11/23/86
10. Jacob Green	3.0	28.0	vs. Kansas City 9/11/88
11. Rufus Porter	3.0	20.0	vs. San Diego 10/15/89
12. Jacob Green	3.0	14.0	vs. Detroit 12/30/90
13. Rufus Porter	3.0	16.0	vs. Denver 11/24/91
14. Cortez Kennedy	3.0	23.0	at New England 9/20/92
15. Michael Sinclair	3.0	23.0	vs. San Diego 10/3/93

3.0 or More: Green 8, Porter 2, Bryant 1, Gregory 1, Kennedy 1, Sinclair 1, Young 1

TOP OPPONENT PERFORMANCES

RUSHING

Player	Team, Date	Att	Yds	TD
1. Bo Jackson	L.A. Raiders 11/30/87	18	221	2
2. Earl Campbell	Houston 10/11/81	39	186	2
3. Walter Payton	Chicago 12/5/76	27	183	0
4. Marcus Allen	L.A. Raiders 12/5/82	24	156	2
Christian Okoye	Kansas City 10/8/89	30	156	1
6. Chuck Muncie	San Diego 11/16/81	20	151	2
Freeman McNeil	N.Y. Jets 10/27/85	22	151	0
8. Eric Dickerson	L.A. Rams 9/23/85	31	150	3
9. Ted McKnight	Kansas City 9/30/79	12	147	2
10. Mike Thomas	Washington 9/19/76	27	143	1
11. Earl Campbell	at Houston 9/19/82	30	142	1
12. Mike Pruitt	at Cleveland 11/11/79	15	141	2
13. Jim Otis	St. Louis 9/12/76	27	140	1
Freeman McNeil	at N.Y. Jets 9/11/83	22	140	0
15. Gerald Riggs	Atlanta 10/13/85	23	139	0
16. Mike Pruitt	Cleveland 9/12/82	30	136	2
17. Franco Harris	Pittsburgh 10/23/83	31	132	1
18. Ottis Anderson	at St. Louis 11/13/83	29	130	0
19. Bobby Humphrey	at Denver 9/23/90 (OT)	25	129	0
Marshall Faulk	Indianapolis 12/4/94	27	129	1
21. Marion Butts	at San Diego 11/25/90 (OT)	28	128	0

PASSING

Player	Team, Date	Att	Cmp	Yds	TD	Int
1. Dan Fouts	at San Diego 9/15/85	43	29	440	4	1
2. John Elway	Denver 12/20/85	42	24	432	1	0
3. Ken O'Brien	N.Y. Jets 11/2/86	32	26	431	4	0
Steve Beuerlein	Phx 12/19/93 (OT)	53	34	431	3	2
5. Tony Eason	at New Eng 9/21/86	45	26	414	3	0
6. Jeff Blake	Cincinnati 11/6/94 (OT)	43	31	387	0	1
7. Warren Moon	at Houston 11/7/93	55	36	369	2	2
8. R. Cunningham	Phil 12/13/92 (OT)	44	27	365	0	1
9. Lynn Dickey	Green Bay 10/21/84	38	24	364	3	3
10. Jay Schroeder	L.A. Raiders 12/18/88	49	22	354	3	1
11. Jeff Rutledge	at NY Giants 12/11/83	52	29	349	0	2
12. John Elway	Denver 10/22/89	35	18	344	2	0
Mark Herrmann	San Diego 10/6/85	35	26	344	3	3
14. Ken Stabler	Oakland 9/16/79	37	25	343	1	2
15. Ken Stabler	at Oakland 12/16/79	47	31	342	1	2
16. Dan Fouts	at San Diego 12/13/80	42	29	339	1	2
17. John Elway	at Denver 9/13/87	32	22	338	4	1
Dan Fouts	San Diego 9/18/83	41	21	338	4	3
19. John Elway	Denver 12/13/87	42	21	335	1	2
20. Boomer Esiason	at Cincinnati 11/16/86	33	22	334	1	1
21. Dan Fouts	San Diego 9/9/84	40	23	332	2	4
22. Dan Fouts	at San Diego 10/9/83	36	28	331	1	2
23. John Elway	at Denver 10/26/86	32	18	321	1	1
24. Bill Kenney	at KC 12/27/87	35	23	320	3	0
25. Dan Fouts	at San Diego 10/14/79	35	28	318	3	0

RECEIVING YARDS

Player	Team, Date	No	Yds	TD
1. Wes Chandler	at San Diego 9/15/85	13	243	1
2. Al Toon	N.Y. Jets 11/2/86	9	195	2
3. Marcus Allen	at L.A. Raiders 10/7/84	4	173	1
4. Morris Owens	Tampa Bay 10/16/77	9	166	1
Henry Marshall	at Kansas City 12/9/84	8	166	1
Roy Green	Phoenix 9/17/89	8	166	3
7. Jerry Rice	San Francisco 9/25/88	6	163	3
8. James Lofton	at Green Bay 10/21/84	5	162	2
9. Stanley Morgan	at New England 9/21/86	7	161	3
Wesley Walker	N.Y. Jets 11/2/86	6	161	1
Fred Barnett	Philadelphia 12/13/92 (OT)	9	161	1
12. Darnay Scott	Cincinnati 11/6/94 (OT)	7	157	0
13. Cliff Branch	Oakland 9/16/79	7	156	0
14. Vance Johnson	at Denver 11/26/89	6	154	2
15. Todd Christensen	L.A. Raiders 10/16/83	11	152	3
Gary Clark	Phoenix 12/19/93 (OT)	12	152	1
17. Tony Martin	San Diego 9/18/94	6	152	1
18. Wes Chandler	San Diego 10/6/85	9	150	2
19. Carlos Carson	Kansas City 11/27/83 (OT)	7	149	1
Gary Clark	Washington 12/23/89	9	149	1
21. Anthony Miller	at San Diego 10/4/92	9	142	2
22. Mike Quick	at Philadelphia 9/10/89	6	140	1

SACKS

Player	Team, Date	No	Lost
1. Derrick Thomas	at Kansas City 11/11/90	7.0	60.0
2. Barney Chavous	Denver 12/21/80	4.0	47.0
Anthony Smith	L.A. Raiders 10/18/92	4.0	29.0
Anthony Smith	L.A. Raiders 9/12/93	4.0	21.0
5. Keith Willis	Pittsburgh 10/23/83	3.5	15.0
Randy White	Dallas 12/4/83	3.5	30.0
Simon Fletcher	Denver 11/30/92 (OT)	3.5	23.5
8. 11 players tied with		3.0	

SERIES BREAKDOWN

(Regular Season Games Only)
(*Overtime)

AFC WEST (56-78)

DENVER BRONCOS (13-22)

10/2/77	— L	13-24	53,108	12/20/86	— W	41-16	63,697
10/1/78	— L @	7-28	74,989	9/13/87	— L @	17-40	75,999
10/29/78	— *L	17-20	62,948	12/13/87	— W	28-21	61,759
9/23/79	— L @	34-37	74,879	9/4/88	— W @	21-14	75,986
12/8/79	— W	28-23	60,038	12/11/88	— W	42-14	62,839
11/23/80	— L @	20-36	73,274	10/22/89	— *L	21-24	62,353
12/21/80	— L	17-25	51,853	11/26/89	— L @	14-41	75,117
9/13/81	— W	13-10	58,513	9/23/90	— *L @	31-34	75,290
12/13/81	— L @	13-23	74,527	12/23/90	— W	17-12	55,845
11/21/82	— W @	17-10	73,916	9/15/91	— L @	10-16	74,152
1/2/83	— W	13-11	43,145	11/24/91	— W	13-10	60,430
11/6/83	— W	27-19	61,189	11/30/92	— *W	16-13	51,612
11/20/83	— L @	27-38	74,710	12/20/92	— L @	6-10	72,570
11/25/84	— W @	27-24	74,922	10/31/93	— L @	17-28	73,644
12/15/84	— L	14-31	64,411	11/28/93	— L	9-17	57,812
10/20/85	— *L @	10-13	74,899	10/09/94	— L +	9-16	63,872
12/20/85	— L	24-27	56,283	11/13/94	— L @	10-17	71,290
10/26/86	— L @	13-20	76,089	* Overtime; + at Husky Stadium			

KANSAS CITY CHIEFS (13-20)

12/11/77	— W @	34-31	22,562	9/20/87	— W	43-14	61,667
11/19/78	— W @	13-10	32,252	12/27/87	— L @	20-41	20,370
12/17/78	— W	23-19	58,490	9/11/88	— W	31-10	61,512
9/30/79	— L	6-24	61,169	11/20/88	— L @	24-27	33,152
12/2/79	— L @	21-37	42,160	10/8/89	— L	16-20	60,715
9/14/80	— W @	17-16	42,403	11/5/89	— L @	10-20	54,489
11/9/80	— L	30-31	58,976	10/21/90	— W	19-7	60,358
9/27/81	— L	14-20	59,255	11/11/90	— W @	17-16	71,285
11/22/81	— L @	13-40	49,002	9/22/91	— L @	13-20	71,789
9/4/83	— L @	13-17	42,531	12/1/91	— L	6-19	57,248
11/27/83	— *W	51-48	56,795	9/13/92	— L @	7-26	75,125
11/4/84	— W	45-0	61,396	11/22/92	— L	14-24	49,867
12/9/84	— L @	7-34	34,855	12/5/93	— L	16-31	58,551
9/29/85	— L @	7-28	50,485	1/2/94	— L @	24-34	72,136
12/1/85	— W	26-6	52,655	10/23/94	— L @	23-38	78,847
9/14/86	— W	23-17	61,068	11/27/94	— W	10-9	54,120
11/9/86	— L @	7-27	53,268	* Overtime			

LOS ANGELES RAIDERS (15-19)

11/6/77	— L @	7-44	50,929	11/30/87	— L	14-37	62,802
10/22/78	— W	27-7	62,529	11/28/88	— W	35-27	62,641
11/26/78	— W @	17-16	52,978	12/18/88	— W @	43-37	61,127
9/16/79	— W	27-10	61,602	10/1/89	— W @	24-20	44,319
12/16/79	— W @	29-24	53,177	12/17/89	— W	23-17	61,076
10/26/80	— L @	14-33	50,185	9/16/90	— L	13-17	61,889
11/17/80	— L	17-19	60,480	10/14/90	— L @	17-24	50,624
9/20/81	— L @	10-20	45,725	10/13/91	— *L	20-23	61,974
11/29/81	— L	31-32	57,147	11/17/91	— L @	7-31	49,317
12/5/82	— L @	23-28	42,170	10/18/92	— L	0-19	56,904
10/16/83	— W	38-36	60,697	11/15/92	— L @	3-20	46,862
10/30/83	— W @	34-21	49,708	9/12/93	— L	13-17	58,836
10/7/84	— L @	14-28	77,904	12/12/93	— L @	23-27	38,161
11/12/84	— W	17-14	64,011	09/11/94	— W @	38-9	47,319
11/3/85	— W	33-3	64,060	12/18/94	— L	16-17	53,301
12/15/85	— L @	3-13	77,425	Franchise transferred from Oakland in 1982.			
10/12/86	— L @	10-14	70,635	* Overtime			
12/8/86	— W	37-0	62,923				
10/25/87	— W @	35-13	52,735				

PERSONAL BEST

Paul Green's career high 30 receptions were the most by a Seahawks tight end since Charle Young caught 33 in 1984.

SAN DIEGO CHARGERS (15-17)

11/27/77	— L	28-30	55,338	11/22/87	— W	34-3	62,444
9/3/78	— L	20-24	55,778	9/18/88	— L @	6-17	44,449
12/10/78	— L @	10-37	49,975	10/30/88	— W	17-14	59,641
9/2/79	— L	16-33	62,287	10/15/89	— W @	17-16	50,079
10/14/79	— L @	10-20	50,077	10/29/89	— W	10-7	59,961
9/7/80	— L	13-34	62,042	11/4/90	— L	14-31	59,646
12/13/80	— L @	14-21	49,980	11/25/90	— *W @	13-10	50,097
10/4/81	— L @	10-24	51,463	10/27/91	— W	20-9	58,025
11/16/81	— W	44-23	58,628	11/10/91	— L @	14-17	43,597
9/18/83	— W	34-31	61,714	10/4/92	— L @	6-17	36,783
10/9/83	— L @	21-28	49,132	12/27/92	— L	14-31	49,324
9/9/84	— W	31-17	61,314	9/5/93	— L @	12-18	58,039
10/29/84	— W @	24-0	53,974	10/3/93	— W	31-14	54,778
9/15/85	— W @	49-35	54,420	09/18/94	— L +	10-24	65,536
10/6/85	— W	26-21	61,300	10/30/94	— L @	15-35	59,001
10/6/86	— W	33-7	63,207	* Overtime; + at Husky Stadium			
12/14/86	— W @	34-24	47,096				

AFC CENTRAL (26-20)

CINCINNATI BENGALS (6-7)

9/25/77	— L @	20-42	45,579	12/10/89	— W @	24-17	54,744
9/6/81	— L @	21-27	41,177	10/1/90	— W	31-16	60,135
12/26/82	— L @	10-24	55,330	10/6/91	— W @	13-7	60,010
11/18/84	— W @	26-6	50,280	9/6/92	— L	3-21	57,350
9/8/85	— W @	28-24	51,625	9/26/93	— W @	19-10	46,880
11/16/86	— L @	7-34	54,410	11/06/94	— *L	17-20	46,630
10/11/87	— L	10-17	31,739				

CLEVELAND BROWNS (9-4)

12/18/77	— W	20-19	61,583	9/3/84	— W	33-0	59,540
12/3/78	— W	47-24	62,262	12/8/85	— W	31-13	58,477
11/11/79	— W @	29-24	72,440	10/9/88	— W @	16-10	78,605
10/12/80	— L	3-27	61,366	11/12/89	— L	7-17	58,978
12/20/81	— W	42-21	51,435	11/14/93	— W	22-5	54,622
9/12/82	— L	7-21	55,907	12/24/94	— L @	9-35	54,180
10/2/83	— W @	24-9	75,446				

HOUSTON OILERS (5-4)

11/20/77	— L	10-22	61,519	11/13/88	— W	27-24	60,446
10/21/79	— W	34-14	60,705	12/2/90	— *W	13-10	57,592
10/5/80	— W @	26-7	46,860	11/7/93	— L @	14-24	50,447
10/11/81	— L @	17-35	42,671	12/11/94	— W @	16-14	31,453
9/19/82	— L @	21-23	43,117	* Overtime			

PITTSBURGH STEELERS (6-5)

12/4/77	— L @	20-30	45,429	12/6/87	— L @	9-13	48,881
9/10/78	— L @	10-21	48,277	10/20/91	— W @	27-7	54,678
11/8/81	— W	24-21	59,058	12/6/92	— L @	14-20	47,015
11/28/82	— W	16-0	55,553	12/26/93	— W	16-6	51,814
10/23/83	— L	21-27	61,615	09/25/94	— W +	30-13	59,637
9/7/86	— W	30-0	61,146	* Overtime; + at Husky Stadium			

AFC EAST (20-18)

BUFFALO BILLS (3-1)

10/30/77	— W	56-17	61,180	11/6/88	— L	3-13	61,074
10/14/84	— W	31-28	59,034	12/4/89	— W	17-16	57,682

INDIANAPOLIS COLTS (1-4)

9/18/77	— L	14-29	58,991	12/4/94	— L	19-31	39,574
11/12/78	— L	14-17	61,905	Franchise transferred from Baltimore in 1984.			
9/29/91	— W	31-3	56,656				
10/2/94	— L @	15-17	49,876				

MIAMI DOLPHINS (1-4)

10/23/77	— L @	13-31	29,855	9/27/92	— L	17-19	59,374
9/9/79	— L @	10-19	56,233	Moved from the Orange Bowl into Joe Robbie Stadium in 1987.			
10/4/87	— W	24-20	19,448				
12/16/90	— L @	17-24	57,851				

NEW ENGLAND PATRIOTS (7-6)

10/9/77	— L @	0-31	45,929	12/4/88	— L @	7-13	59,068
9/21/80	— L	31-37	61,035	9/24/89	— W @	24-3	48,025
12/19/82	— L	0-16	53,457	10/7/90	— W @	33-20	39,735
12/18/83	— W	24-6	59,688	9/20/92	— W @	10-6	42,327
9/16/84	— L @	23-38	43,140	9/19/93	— W @	17-14	50,392
11/17/85	— L	13-20	60,345	10/24/93	— W	10-9	56,526
9/21/86	— W @	38-31	58,977				

NEW YORK JETS (8-3)

11/13/77	— W @	17-0	43,973	10/27/85	— L @	14-17	69,320
9/17/78	— W @	24-17	46,911	11/2/86	— L	7-38	62,497
11/26/79	— W	30-7	59,977	11/9/87	— L @	14-30	60,452
10/19/80	— W @	27-17	52,496	9/8/91	— W	20-13	56,770
10/25/81	— W @	19-3	49,678	Moved from Shea Stadium into Giants Stadium in 1984.			
12/6/81	— W	27-23	53,105				
9/11/83	— W @	17-10	50,066				

NFC WEST (8-12)

ATLANTA FALCONS (4-1)

11/7/76	— W	30-13	57,985	10/2/88	— W @	31-20	28,619
10/29/79	— W @	31-28	52,566	12/15/91	— L @	13-26	53,834
10/13/85	— W	30-26	60,430				

NEW ORLEANS SAINTS (2-3)

11/21/76	— L	27-51	61,865	10/16/88	— L	19-20	63,569
11/18/79	— W	38-24	60,055	9/1/91	— L @	24-27	68,492
11/10/85	— W @	27-3	47,365				

ST. LOUIS RAMS (1-4)

10/31/76	— L @	6-45	52,035	Moved from L.A. Coliseum to Anaheim Stadium in 1980.			
11/4/79	— L	0-24	62,048	Franchise transferred to St. Louis in 1995.			
9/23/85	— L	24-35	63,292				
10/23/88	— L @	10-31	57,033				
12/22/91	— W	23-9	51,100				

SAN FRANCISCO 49ERS (1-4)

9/26/76	— L	21-37	59,108	9/25/88	— L	7-38	63,382
10/7/79	— W @	35-24	44,592	12/8/91	— L	22-24	56,711
11/25/85	— L @	6-19	57,482				

NFC CENTRAL (17-9)

CHICAGO BEARS (4-2)

12/5/76	— L	7-34	60,510	9/23/84	— W	38-9	61,520
11/5/78	— W @	31-29	50,697	12/20/87	— W @	34-21	62,518
12/12/82	— W	20-14	52,826	9/9/90	— L @	0-17	64,400

DETROIT LIONS (4-2)

10/24/76	— L	14-41	61,280	10/18/87	— W @	37-14	8,310
9/24/78	— W	28-16	56,781	12/30/90	— W	30-10	50,681
12/2/84	— W	38-17	62,441	10/17/93	— L @	10-30	60,801

GREEN BAY PACKERS (3-3)

10/10/76	— L @	20-27	54,983	11/15/87	— W	24-13	60,963
10/15/78	— L @	28-45	52,712	12/9/90	— W @	20-14	52,015
11/1/81	— L @	24-34	49,467	1981 game played at Green Bay. All others in Milwaukee.			
10/21/84	— W @	30-24	52,286				

MINNESOTA VIKINGS (3-2)

11/14/76	— L @	21-27	45,087	11/18/90	— L	21-24	59,735
10/8/78	— W	29-28	62,031	Moved from Metropolitan Stadium into the Metrodome in 1982.			
9/30/84	— W @	20-12	57,171				
11/1/87	— W	28-17	61,134				

TAMPA BAY BUCCANEERS (3-0)

10/17/76	— W @	13-10	43,812	11/20/94	— W	22-21	37,466
10/16/77	— W	30-23	54,783				

NFC EAST (6-22)

ARIZONA CARDINALS (0-4)

9/12/76	—	L	24-30	58,441	Franchise transferred from St. Louis in 1988. * Overtime
11/13/83	—	L @	28-33	33,280	
9/17/89	—	L	24-34	60,444	
12/19/93	—	*L	27-30	45,737	

DALLAS COWBOYS (1-4)

10/3/76	—	L	13-28	62,027	11/27/86	—	W @	31-14	58,020
11/27/80	—	L @	7-51	57,540	10/11/92	—	L @	0-27	62,311
12/4/83	—	L	10-35	63,352					

NEW YORK GIANTS (2-5)

11/28/76	—	L @	16-28	65,111	10/19/86	—	W	17-12	62,282
12/7/80	—	L	21-27	51,617	11/19/89	—	L @	3-15	75,014
10/18/81	—	L	0-32	56,134	10/25/92	—	L @	10-23	67,399
12/11/83	—	W @	17-12	48,942					

PHILADELPHIA EAGLES (1-4)

12/12/76	—	L @	10-27	37,949	9/10/89	—	L @	7-31	64,287
11/2/80	—	L	20-27	61,047	12/13/92	—	*L @	17-20	47,492
11/23/86	—	W	24-20	55,786					

WASHINGTON REDSKINS (2-5)

9/19/76	—	L @	7-31	53,174	12/23/89	—	L	0-29	60,294
9/28/80	—	W @	14-0	53,263	11/8/92	—	L	3-16	53,616
9/25/83	—	L	17-27	60,718	9/4/94	—	W @	28-7	52,930
9/28/86	—	L @	14-19	54,157					

SERIES HISTORY

	Regular Season				Post-sea.	Pre-sea.
	Total	Home	Road	OT		
* Arizona	0-4	0-3	0-1	0-1	0-0	6-3
Atlanta	4-1	2-0	2-1	0-0	0-0	1-0
Buffalo	3-1	3-1	0-0	0-0	0-0	2-0
Carolina	0-0	0-0	0-0	0-0	0-0	0-0
Chicago	4-2	2-1	2-1	0-0	0-0	1-1
Cincinnati	6-7	1-3	5-4	0-1	0-1	0-0
Cleveland	9-4	6-3	3-1	0-0	0-0	0-0
Dallas	1-4	0-2	1-2	0-0	0-0	2-0
Denver	13-22	10-8	3-14	1-4	1-0	0-4
Detroit	4-2	3-1	1-1	0-0	0-0	5-2
+ Green Bay	3-3	1-0	2-3	0-0	0-0	1-0
Houston	5-4	3-1	2-3	1-0	0-1	1-0
# Indianapolis	1-4	1-3	0-1	0-0	0-0	5-3
Jacksonville	0-0	0-0	0-0	0-0	0-0	0-0
Kansas City	13-20	9-7	4-13	1-0	0-0	0-0
@ L.A. Raiders	15-19	8-8	7-11	0-1	1-1	1-1
Miami	1-4	1-1	0-3	0-0	1-1	0-1
Minnesota	3-2	2-1	1-1	0-0	0-0	4-3
New England	7-6	2-3	5-3	0-0	0-0	1-1
New Orleans	2-3	0-2	2-1	0-0	0-0	0-0
N.Y. Giants	2-5	1-2	1-3	0-0	0-0	0-0
N.Y. Jets	8-3	3-1	5-2	0-0	0-0	0-0
Philadelphia	1-4	1-1	0-3	0-1	0-0	0-0
Pittsburgh	6-5	5-1	1-4	0-0	0-0	0-0
% St. Louis	1-4	1-2	0-2	0-0	0-0	1-6
San Diego	15-17	10-7	5-10	1-0	0-0	2-1
San Francisco	1-4	0-3	1-1	0-0	0-0	9-11
Tampa Bay	3-0	2-0	1-0	0-0	0-0	3-0
Washington	2-5	0-3	2-2	0-0	0-0	0-0
TOTALS	133-159	77-68	56-91	4-8	3-4	45-37

* Includes 2 games while franchise was located in St. Louis.

+ Includes 4 games at Milwaukee's County Stadium.

Includes 2 games while franchise was located in Baltimore.

@ Includes 5 games while franchise was located in Oakland.

% Includes 5 games while franchise was located in Los Angeles.

OVERTIME SUMMARIES

Denver 20, at Seattle 17 — Sunday, October 29, 1978

The Broncos Jim Turner kicked a second-chance 18-yard field goal 12:59 into overtime for the win. Turner missed an 18-yarder the play before but the Seahawks were penalized for 12 men on the field. Denver's Steve Foley intercepted a pass at the Seattle 36 to set up the drive. The Broncos had three possessions in the overtime and Seattle two.

at Seattle 51, Kansas City 48 — Sunday, November 27, 1983

Norm Johnson's third 42-yard field goal of the day, with 1:46 gone in overtime, gave the Seahawks the win in the highest-scoring game in Seattle history and the third-highest in NFL history. Seattle had the only possession in overtime, driving 24 yards in four plays. Zachary Dixon's 47-yard kickoff return to the Chiefs 48 started the drive, which featured four Curt Warner runs to the Kansas City 24 before Johnson kicked his field goal on third down. Warner established team records with 32 rushes, 207 rushing yards, and scored three touchdowns. Johnson had tied the game with two seconds left in regulation with a 42-yarder.

at Denver 13, Seattle 10 — Sunday, October 20, 1985

Rich Karlis booted a 24-yard field goal 9:19 into overtime for the winner. Each team had three possessions, with the first two ending in punts. Seattle's third drive ended in Daniel Hunter's interception and 20-yard return to the Seahawks 15. Karlis booted his field goal four plays later.

Denver 24, at Seattle 21 — Sunday, October 22, 1989

David Treadwell kicked a 27-yard field goal 7:46 into overtime. Seattle won the toss and drove to the Broncos 22 where Norm Johnson's 40-yard field goal was wide left. After a Denver punt, Denver's Dennis Smith intercepted a Dave Krieg pass on the Seahawks first play and returned it 28 yards to the Seattle 10, where Treadwell kicked a field goal on the next play.

RADIO NETWORK

For the 20th consecutive season, KIRO Newsradio 710 will serve as the flagship station of the Seahawks Radio Network. Steve Thomas enters into his third full season of calling the play-by-play, with analysis from former Seahawks wide receiver Steve Raible, who's in his 14th season. Wayne Cody, enters into his 20th season on the broadcast team, and will host the pregame and postgame shows, along with Dave Grosby. As of June 15, the following stations comprise the Seahawks 1995 Radio Network.

In Washington: KIRO, Seattle; KXRO, Aberdeen; KPUG, Bellingham; KITI, Centralia; KCVL, Colville; KXLE, Ellensburg; KVAC, Forks; KEYG, Grand Coulee; KLOG, Kelso; KBSN, Moses Lake; KBRC, Mount Vernon; KGY, Olympia; KOMW, Omak; KONP, Port Angeles; KQQQ, Pullman; KMAS, Shelton; KXLY, Spokane; KONA, Tri Cities; KVLR Twisp; KUJ, Walla Walla; KPQ, Wenatchee; and KIT, Yakima. In Oregon: KRXT, Albany; KAST-FM, Astoria; KRSR Coos Bay; KIHR, Hood River; KNPT. In Idaho: KFXD, Boise; KSKI -FM, Hailey; KRLC, Lewiston. In Montana: KGEZ, Kalispell; KBSR, Billings. In Alaska: KENI, Anchorage; KLAM, Cordova; KINY, Juneau; KTKN, Ketchikan; KRSA, Petersburg; KSEN Shelby; In Indiana, WKAM, Goshen.

at Denver 34, Seattle 31 — Sunday, September 23, 1990

David Treadwell's 25-yard field goal 9:14 into overtime capped Denver's first overtime possession. Seattle won the toss and drove to the Denver 26 where Norm Johnson's 44-yard field goal was wide right. The Broncos then moved from their own 26 to the Seattle 8 setting up the kick.

Seattle 13, at San Diego 10 — Sunday, November 25, 1990

Norm Johnson's 40-yard field goal came 3:01 into overtime and was set up by Rufus Porter's recovery of a Nesby Glasgow forced fumble at the Chargers 23. The force and recovery came on the Chargers third play of overtime.

at Seattle 13, Houston 10 — Sunday, December 2, 1990

De ja vu. Norm Johnson's 42-yard field goal 4:25 into overtime was set up by David Wyman's recovery of a Tony Woods forced fumble at the Houston 27. The forced and recovery came on the Oilers first play of overtime.

L.A. Raiders 23, at Seattle 20 — Sunday, October 13, 1991

Jeff Jaeger's 37-yard field goal 6:37 into overtime was the winner. After both team's punted on their first possession, Los Angeles' Ronnie Lott intercepted Jeff Kemp at the Seattle 19 and Jaeger kicked the game-winner on the next play. Jaeger had tied the game with one second left with a 49-yard field goal.

at Seattle 16, Denver 13 — Sunday, November 30, 1992

John Kasay redeemed himself with a 32-yard field goal 11:10 into overtime as Seattle snapped an eight-game losing streak. Kasay had missed a 33-yarder on Seattle's second overtime possession. The Seahawks special teams and defense set up the game-winning drive by downing a punt at the Denver 4 and holding the Broncos to no yards on three plays. Seattle drove 24 yards in four plays for the winner. Denver had three possessions and Seattle four.

Philadelphia 20, at Seattle 17 — Sunday, December 13, 1992

Roger Ruzek's 44-yard field goal as the gun sounded ended the longest game in Seattle history (75:00). The Eagles gained 101 yards and controlled the ball for 10:02 on three overtime possessions, while holding the Seahawks to 20 yards on two. For the game, Philadelphia out-gained Seattle 466 yards to 87.

Arizona 30, at Seattle 27 — Sunday, December 19, 1993

Greg Davis kicked a club record and personal best 55-yard field goal on the last play of regulation and added a 41-yarder on the Cardinals only possession of overtime for the win. Davis' 55-yard kick capped a 27-yard, 7-play drive after Seattle took a 27-24 lead on Rick Mirer's one-yard run with 1:22 left. Steve Beuerlein hit 5-of-6 passes on Phoenix's 57-yard, 13-play game-winning drive, the only possession in overtime by either team.

Cincinnati 20, at Seattle 17 — Sunday, November 6, 1994

Doug Pelfrey kicked his Cincinnati record sixth field goal of the game, a 26-yarder 8:14 into overtime, to give the winless Bengals (0-8) their first victory of the season. Pelfrey's kick came one play after quarterback Jeff Blake connected on a 76-yard pass to Darnay Scott to the Seattle 7. Each team had two possessions in the overtime. The game marked the Seahawks first game in the Kingdome, which had been undergoing ceiling tile repairs since mid-July.

PLAYOFF SUMMARIES

at Seattle 31, Denver 7 — Saturday, December 23, 1983

Dave Krieg completed 12-of-13 passes for 200 yards and three touchdowns to pace the win in the AFC Wild Card Game, the first playoff game in team history. Krieg expanded a 10-7 halftime lead with two scoring passes. Rookie running back Curt Warner added 99 yards rushing on 23 carries, while the defense recorded three takeaways and two sacks.

Seattle 27, at Miami 20 — Saturday, December 31, 1983

Curt Warner's two-yard touchdown run with 1:48 left capped a 66-yard, five-play drive and gave the Seahawks a road win over the defending AFC champions. The drive also featured two Dave Krieg-to-Steve Largent completions, for 16 and 40 yards. The latter placed the ball at the Dolphins two. Seattle had led 17-13 with 3:43 left but suffered a turnover to led to Miami's go-ahead score. Seattle answered with their touchdown drive and then added a field goal after Miami fumbled the ensuing kickoff. Another kickoff fumble recovery allowed Seattle to run out the clock. Warner rushed for 113 yards on 29 carries and scored twice. The Seattle defense accounted for five takeaways.

at L.A. Raiders 30, Seattle 14 — Sunday, January 8, 1984

Seattle's Cinderella season ended one game short of the Super Bowl as the Los Angeles Raiders intercepted five passes and limited the Seahawks to 167 total yards. Marcus Allen rushed for 154 yards on 25 carries and Jim Plunkett hit 17-of-24 passes for 214 yards and one touchdown as the Raiders rolled up 401 yards. Frank Hawkins rushed for two touchdowns while Malcolm Barnwell caught five passes for 116 yards.

at Seattle 13, L.A. Raiders 7 — Saturday, December 22, 1984

Dan Doornink rushed for a career-high 126 yards to lead the win over the defending Super Bowl champions. Seattle gained 205 yards rushing and controlled the ball for 34:19, while the defense recorded six sacks and three takeaways. Seattle's only touchdown came on a 26-yard Dave Krieg-to-Daryl Turner pass, while Kenny Easley last-play interception stymied the Raiders. Norm Johnson added 35 and 44 yard field goals.

at Miami 31, Seattle 10 — Saturday, December 29, 1984


Dan Marino, who threw an NFL-record 48 touchdown passes during the regular season, added three against the Seahawks. Marino completed 21-of-34 passes for 262 yards but was picked off twice by John Harris. Marino added to a 14-10 Miami halftime lead with a pair of third quarter touchdown passes. Seattle's only touchdown came on a 56-yard touchdown pass from Dave Krieg to Steve Largent.

at Houston 23, Seattle 20 (OT) — Sunday, January 3, 1988

Tony Zendejas kicked a 42-yard field goal 8:05 into overtime. Seattle tied the game with 26 seconds left on a 12-yard pass from Dave Krieg to Steve Largent, capping a 10-play, 80-yard drive. Houston held a 437-to-250 total yard and 47:44-to-20:21 time of possession advantages. Seattle played without leading rusher Curt Warner (ankle).

at Cincinnati 21, Seattle 13 — Saturday, December 31, 1988

The Bengals jumped to a 21-0 lead and held off the Seahawks in a clash between divisional winners. Cincinnati rushed for 254 yards, including 126 and a touchdown by rookie Icky Woods, and held Seattle to 13 yards. Stanley Wilson rushed for two scores. Seattle's John L. Williams caught 13 passes for 137 yards and a score, the third-best reception total in NFL history.



YEAR BY YEAR REVIEW

1977 REVIEW

Date	W/L	Score	Opp	Att	Interceptions	No	Yds	Avg	LG	TD	
09/18	L	14-29	Baltimore	58,991	Beamon	6	36	6.0	16	0	
09/25	L	20-42	at Cincinnati	45,579	McMillan	4	157	39.2	57	0	
10/02	L	13-24	Denver	53,108	Brown	4	68	17.0	29	1	
10/09	L	0-31	at New England	45,929	Preece	4	55	13.7	29	0	
10/16	W	30-23	Tampa Bay	54,783	Geddes	3	9	3.0	6	0	
10/23	L	13-31	at Miami	29,855	SEA	25	356	14.2	57	1	
10/30	W	56-17	Buffalo	61,180	OPP	32	594	18.5	102	3	
11/06	L	7-44	at Oakland	50,929	Kickoff Returns	No	Yds	Avg	LG	TD	
11/13	W	17-0	at N. Y. Jets	43,973	Hunter	36	820	22.7	41	0	
11/20	L	10-22	Houston	61,519	Ferguson	11	240	21.8	39	0	
11/27	L	28-30	San Diego	55,338	Packer	13	280	21.5	44	0	
12/04	L	20-30	at Pittsburgh	45,429	SEA	71	1502	21.2	44	0	
12/11	W	34-31	at Kansas City	22,562	OPP	50	1240	24.8	70	0	
12/18	W	20-19	Cleveland	61,583	Punt Returns	No	FC	Yds	Avg	LG	TD

Team Statistics	Sea	Opp	Packer	20	0	131	6.5	31	0
TOTAL FIRST DOWNS	251	295	SEA	31	4	217	7.0	31	0
Rushing	116	152	OPP	41	2	372	9.0	39	0
Passing	116	125	Punting	No	Yds	Avg	NetTB	I20	LGB
Penalty	19	18	Weaver	58	2293	39.5	31.8	4	10
3rd Down: Made/Att	72/187	86/206	Engles	4	137	34.3	25.3	0	0
3rd Down Pct.	38.5	42.7	SEA	64	2430	37.9	30.6	4	10
4th Down: Made/Att	6/16	9/14	OPP	54	1942	35.9	30.8	3	11
4th Down Pct.	37.8	64.3	FGs	1-19	20-29	30-39	40-49	50+	
TOTAL NET YARDS	4292	4818	Leypoldt	1-2	2-3	2-4	3-4	1-5	
Avg. Per Game	306.5	344.1	SEA	1-2	2-3	2-4	3-4	1-5	
Total Plays	869	963	OPP	0-0	9-10	10-12	4-9	0-0	
Avg. Per Play	4.9	5.0	Leypoldt: (19B) (52S,32,42) (52S) (—)						
NET YARDS RUSHING	1964	2485	(43,21R,37B) (19,41) (—) (—) (33R,43L,50R,33) (51) (—) (20,27) (—) (51S)						
Avg. Per Game	140.2	177.5	Opp: (45R,38,42) (—) (36) (36,26R) (40,37,20) (39L,41) (25) (35,39,37) (46R) (31B,46B,27,37) (40,26,39) (22,28,43) (49L,23,45L) (24,38)						
Total Rushes	461	596							
NET YARDS PASSING	2328	2333							
Avg. Per Game	166.2	166.6							
Sacked/Yards Lost	21/131	18/131							
Gross Yards	2459	2464							
Att./Completions	387/175	349/196							
Completion Pct.	45.2	56.1							
Had Intercepted	32	25							
PUNTS/AVERAGE	64/37.9	54/35.9							
NET PUNTING AVG.	30.9	30.8							
PENALTIES/YARDS	76/666	96/794							
FUMBLES/BALL LOST	26/13	20/11							
TOUCHDOWNS	37	43							
Rushing	12	21							
Passing	23	19							
Returns	2	3							

DEFENSIVE STATISTICS									
(According to Unofficial Press Box Statistics)									
Tackles									
Player	T	S	A	Sa	T/L	PD	FF	FR	
Beeson	136	110	26	1.0	8.0	5	0	1	
Beamon	128	82	36	0.0	2.0	8	1	0	
Green	98	57	41	0.0	6.0	5	1	0	
Preece	96	61	35	0.0	0.0	5	1	1	
McMillan	80	63	17	0.0	3.0	15	0	3	
Lurtsema	79	46	33	2.0	5.0	0	0	0	

NOTABLE	
Record (Finish):	5-9 (4th, AFC West). Sea

Passing	Att	Cmp	Yds	Cmp%	Yds/Att	TD	TD%	Int	Int%	LG	Sacked	Rating
Zorn	251	104	1683	41.4	6.60	16	6.3	19	7.5	82	12/51	54.2
Myer	130	70	729	53.8	5.60	6	4.6	12	9.2	45	9/80	47.6
SEA	387	175	2459	45.2	6.35	23	5.9	32	8.2	82	21/131	51.7
OPP	349	196	2465	56.1	7.06	19	5.4	25	7.1	67	18/131	66.6

DEFENSIVE STATISTICS

(According to Unofficial Press Box Statistics)

Tackles

Player	T	S	A	Sa	T/L	PD	FF	FR
Beeson	136	110	26	1.0	8.0	5	0	1
Beamon	128	82	36	0.0	2.0	8	1	0
Green	98	57	41	0.0	6.0	5	1	0
Preece	96	61	35	0.0	0.0	5	1	1
McMillan	80	63	17	0.0	3.0	15	0	3
Lurtsema	79	46	33	2.0	5.0	0	0	0

NOTABLE

Record (Finish): 5-9 (4th, AFC West). Set record for wins by 2nd year expansion team.

Head Coach: Jack Patera (7-21, .250)

Assistants: Sam Boghosian (Off. Coord./OL), Bob Hollway (Def. Coord./DBs), Earl Leggett (DL), Andy MacDonald (RBs), Larry Peccatiello (LBs), Jerry Rhome (QB/WRs/TEs)

Captains: T Norm Evans (Off), S Eddie McMillan (Def), S Steve Preece (Sp. Teams)

MVP: WR Steve Largent

Pro Bowl: None

National Honors: None

All-NFL: None

Starters: Offense: WR Duke Ferguson (8), WR Sam McCullum (3), WR Steve Raible (3), LT Nick Bebout (12), LG Gordon Jolley (11), *LG Tom Lynch (5), C Art Kuehn (14), RG Ron Coder (14), RT Norm Evans (13), TE Ron Howard (12), WR Steve Largent (14), QB Jim Zorn (10), QB Steve Myer (4), RB Sherman Smith (13), FB Don Testerman (13)

Defense: LE Richard Harris (14), LT Ron East (14), RT Bob Lurtsema (9), *RT Dennis Boyd (5), RE Alden Roche (9), LLB Sammy Green (14), *MLB Terry Beeson (13), RLB Ken Geddes (14), LCB Eddie McMillan (14), RCB Dave Brown (14), SS Autry Beamon (9), SS Don Dufek (5), FS Steve Preece (14).

Specialists: P Rick Engles (1), P Herman Weaver (13), K John Leyboldt (14).

* Rookie or first-year player

1978 REVIEW

Date	W/L	Score	Opp	Att	Interceptions	No	Yds	Avg	LG	TD
09/03	L	20-24	San Diego	55,778	Webster	5	9	1.8	4	0
09/10	L	10-21	at Pittsburgh	48,277	Harris	4	65	16.3	28	0
09/17	W	24-17	at N.Y. Jets	46,911	Beamon	4	17	4.3	15	0
09/24	W	28-16	Detroit	56,781	Brown	3	44	14.7	44	0
10/01	L	7-28	at Denver	74,989	SEA	22	193	8.8	44	1
10/08	W	29-28	Minnesota	62,031	OPP	22	300	13.6	52	1
10/15	L	28-45	Green Bay (at Milwaukee)	52,712	Punting	No	Yds	Avg	NetTB	I20 LGB
					Weaver	66	2440	37.0	29.5	6 13 59 0
10/22	W	27-7	Oakland	62,529	SEA	69	2543	36.9	29.9	6 15 59 0
10/29	L	17-20	Denver (OT)	62,948	OPP	66	2507	38.0	31.0	6 16 67 1
11/05	W	31-29	at Chicago	50,697	Punt Returns	No	FC	Yds	Avg	LG TD
11/12	L	14-17	Baltimore	61,905	Crawford	34	4	284	8.4	22 0
11/19	W	13-10	at Kansas City	35,252	SEA	40	5	342	8.6	42 0
11/26	W	17-16	at Oakland	52,978	OPP	36	9	363	10.1	24 0
12/03	W	47-24	Cleveland	62,262	Kickoff Returns	No	Yds	Avg	LG TD	
12/10	L	10-37	at San Diego	49,975	Hunter	16	385	24.1	38	0
12/17	W	23-19	Kansas City	58,490	Crawford	35	829	23.7	36	0

Team Statistics		Sea	Opp
TOTAL FIRST DOWNS		345	331
Rushing		150	153
Passing		156	160
Penalty		39	18
3rd Down: Made/Att		98/235	88/216
3rd Down Pct.		41.7	40.7
4th Down: Made/Att		20/31	8/14
4th Down Pct.		54.5	57.1
TOTAL NET YARDS		5511	5522
Avg. Per Game		344.4	345.1
Total Plays		1072	1036
Avg. Per Play		5.1	5.3
NET YARDS RUSHING		2394	2517
Avg. Per Game		149.6	157.3
Total Rushes		561	551
NET YARDS PASSING		3117	3005
Avg. Per Game		194.8	187.8
Sacked/Yards Lost		44/284	25/220
Gross Yards		3401	3225
Att./Completions		467/261	460/263
Completion Pct.		55.9	57.2
Had Intercepted		22	22
PUNTS/AVERAGE		69/36.9	66/38.0
NET PUNTING AVG.		29.9	31.0
PENALTIES/YARDS		94/789	125/997
FUMBLES/BALL LOST		36/19	34/17
TOUCHDOWNS		44	43
Rushing		28	20
Passing		15	21
Returns		1	2
TOTAL POINTS		345	358

SEA	OPP	FGs	Herrera	SEA	OPP
1-19	20-29	30-30	40-49	50+	
2-2	1-1	5-7	5-10	0-1	
2-2	1-1	5-7	5-10	0-1	
2-2	7-7	8-10	2-5	0-3	
Herrera: (45S,47S) (20, 42S) (45) (—)					
(33R) (19) (38S) (42,32) (49L,37) (34)					
(53S) (40,18) (46) (38) (48) (42R,31)					
OPP: (18) (52S,31R) (37) (49S,44,38,29)					
(—) (48R) (22) (—) (34,34R,50S,18)					
(33,36,39) (22,49S) (20) (26) (51L,40)					
(37,26,27) (33)					

DEFENSIVE STATISTICS

(According to Unofficial Press Box Statistics)

Tackles		T	S	A	Sa	T/L	PD	FF	FR
Beeson	153	107	46	0.0	10.0	4	0	0	
Butler	122	83	39	2.0	12.0	13	0	2	
Green	115	79	36	0.0	5.0	2	0	1	
Webster	113	85	28	0.0	5.0	33	0	1	
Harris	113	72	41	2.0	4.0	15	1	0	

NOTABLE

Record (Finish): 9-7 (T2nd, AFC West). Best third-year expansion record. Missed playoffs by one game.

Head Coach: Jack Patera (16-28, .364)

Assistants: Jack Christensen (DBs), Andy MacDonald (RBs), Jim Mora (DL), Howard Mudd (OL), Larry Peccatiello (Def Coach/LBs), Jerry Rhome (Off. Coach/QBs/WRs/TEs)

Captains: T Norm Evans (Off), DT Dennis Boyd (Def), S Autry Beamon (Sp. Teams)

MVP: QB Jim Zorn

Pro Bowl: WR Steve Largent (1)

National Honors: Jack Patera (Coach of the Year), GM John Thompson (Executive of the Year)

First-Team All-NFL: QB Jim Zorn (NEA)

Starters: Offense: WR Sam McCullum (16), LT Nick Bebout (16), LG Tom Lynch (16), C John Yarno (13), C Art Kuehn (3), RG Bob Newton (16), RT Steve August (14), RT Norm Evans (2), TE Ron Howard (11), TE John Sawyer (5), WR Steve Largent (16), QB Jim Zorn (16), FB David Sims (8), FB Don Testerman (5), RB Sherman Smith (12).

Defense: LE Ernie Price (11), LT Dennis Boyd (16), RT Bill Sandifer (8, also 5 @LE), RT Steve Niehaus (6), RE Bill Gregory (14), LLB Sammy Green (16), MLB Terry Beeson (16), *RLB Keith Butler (14), LCB Cornell Webster (14), *LCB Keith Simpson (2), RCB Dave Brown (16), SS Autry Beamon (16), *FS John Harris (16).

Specialists: K Efen Herrera (16), P Herman Weaver (16).

* Rookie or first-year player

Passing	Att	Cmp	Yds	Cmp%	Yds/Att	TD	TD%	Int	Int%	LG	Sacked	Rating
Zorn	443	248	3283	56.0	7.41	15	3.4	20	4.5	64	44/284	72.2
Myer	22	11	94	50.0	4.27	0	0.0	2	9.1	17	0/0	----
SEA	467	261	3401	55.9	7.28	15	3.2	22	4.7	64	44/284	70.0
OPP	460	263	3225	57.2	7.01	21	4.6	22	4.8	55	25/220	74.3

1979 REVIEW

Date	W/L	Score	Opp	Att	Receiving	No	Yds	Avg	LG	TD
09/02	L	16-33	San Diego	62,287	Largent	66	1237	18.7	55	9
09/09	L	10-19	at Miami	56,233	Doornink	54	432	8.0	41	1
09/16	W	27-10	Oakland	61,602	Smith	48	499	10.4	35	4
09/23	L	34-37	at Denver	74,879	McCullum	46	739	16.1	65	4
09/30	L	6-24	Kansas City	61,169	Peets	25	293	11.7	28	1
10/07	W	35-24	at San Francisco	44,592	Raible	20	252	12.6	41	1
10/14	L	10-20	at San Diego	50,077	Moore	14	128	9.1	24	0
10/21	W	34-14	Houston	60,705	SEA	292	3791	13.0	65	20
10/29	W	31-28	at Atlanta (M)	52,566	OPP	317	3739	11.8	51	21
11/04	L	0-24	L.A. Rams	62,048	Interceptions	No	Yds	Avg	LG	TD
11/11	W	29-24	at Cleveland	72,440	Brown	6	46	9.2	23	0
11/18	W	38-24	New Orleans	60,055	Simpson	4	72	18.0	41	0
11/26	W	30-7	N.Y. Jets (M)	59,977	Harris	2	30	15.0	25	0
12/02	L	21-37	at Kansas City	42,160	SEA	17	284	16.7	91	1
12/08	W	28-23	Denver (Sa)	60,038	OPP	18	185	10.3	34	1
12/16	W	29-24	at Oakland	53,177	Kickoff Returns	No	Yds	Avg	LG	TD

Team Statistics	Sea	Opp
TOTAL FIRST DOWNS	315	350
Rushing	121	146
Passing	171	171
Penalty	23	33
3rd Down: Made/Att	104/243	88/224
3rd Down Pct.	42.8	39.3
4th Down: Made/Att	14/23	13/21
4th Down Pct.	60.7	61.9
TOTAL NET YARDS	5557	5834
Avg. Per Game	347.3	364.6
Total Plays	1046	1078
Avg. Per Play	5.3	5.4
NET YARDS RUSHING	1967	2375
Avg. Per Game	122.9	148.4
Total Rushes	500	533
NET YARDS PASSING	3590	3459
Avg. Per Game	224.4	216.2
Sacked/Yards Lost	23/201	37/280
Gross Yards	3791	3739
Att./Completions	523/292	508/317
Completion Pct.	55.8	62.4
Had Intercepted	18	17
PUNTS/AVERAGE	70/38.4	69/37.9
NET PUNTING AVG.	33.1	31.5
PENALTIES/YARDS	104/903	117/1045
FUMBLES/BALL LOST	31/18	39/16
TOUCHDOWNS	46	46
Rushing	24	23
Passing	20	21
Returns	2	2
TOTAL POINTS	378	372

NET YARDS PASSING	3590	3459
Avg. Per Game	224.4	216.2
Sacked/Yards Lost	23/201	37/280
Gross Yards	3791	3739
Att./Completions	523/292	508/317
Completion Pct.	55.8	62.4
Had Intercepted	18	17
PUNTS/AVERAGE	70/38.4	69/37.9
NET PUNTING AVG.	33.1	31.5
PENALTIES/YARDS	104/903	117/1045
FUMBLES/BALL LOST	31/18	39/16
TOUCHDOWNS	46	46
Rushing	24	23
Passing	20	21
Returns	2	2
TOTAL POINTS	378	372

Passing	Att	Cmp	Yds	Cmp%	Yds/Att	TD	TD%	Int	Int%	LG	Sacked	Rating
Zorn	505	285	3661	56.4	7.25	20	4.0	18	3.6	65	23/201	77.6
SEA	523	292	3791	55.8	7.25	20	3.8	18	3.4	65	23/201	76.2
OPP	508	317	3739	62.4	7.36	21	4.1	17	3.3	51	37/280	84.6

Tackles	T	S	A	Sa	T/L	PD	FF	FR
Beeson	116	89	27	2.0	11.0	4	0	1
Beamon	112	75	38	0.0	3.0	14	1	2
Jackson	95	53	42	0.0	4.0	8	0	1
Hardy	87	67	22	3.5	11.0	1	1	0
Butler	88	56	32	2.0	3.0	9	0	2
Simpson	88	73	15	2.0	5.0	12	4	0

DEFENSIVE STATISTICS									
(According to Unofficial Press Box Statistics)									
Player	Tackles				T/L	PD	FF	FR	
	T	S	A	Sa					
Beeson	116	89	27	2.0	11.0	4	0	1	
Beamon	112	75	38	0.0	3.0	14	1	2	
Jackson	95	53	42	0.0	4.0	8	0	1	
Hardy	87	67	22	3.5	11.0	1	1	0	
Butler	88	56	32	2.0	3.0	9	0	2	
Simpson	88	73	15	2.0	5.0	12	4	0	

NOTABLE
Record (Finish): 9-7 (T3rd, AFC West)
Head Coach: Jack Patera (25-35, .417)
Assistants: Jack Christensen (DBs), Andy MacDonald (RBs), Jim Mora (DL), Howard Mudd (OL), Larry Peccatiello (Def Coach/LBs), Jerry Rhome (Off. Coach/QBs/WRs/TEs), Rusty Tillman (Sp. Teams)
Captains: WR Steve Largent (Off), DE Dennis Boyd (Def), S Autry Beamon (Sp. Teams)
MVP: WR Steve Largent
Pro Bowl: WR Steve Largent (2)
National Honors: None
All-NFL: WR Steve Largent (SI, NY Daily News)
Starters: Offense: WR Sam McCullum (16), LT Nick Bebout (13), LT Louis Bullard (2), LG Tom Lynch (16), C John Yarno (16), RG Bob Newton (11), RG Ron Coder (5), RT Steve August (16), TE Brian Peets (14), WR Steve Largent (15), QB Jim Zorn (16), RB Sherman Smith (15), FB David Sims (4), FB Dan Doornink (12).
Defense: LE Carl Eller (8), LE Dennis Boyd (4), LE Ernie Price (4), *LT Robert Hardy (16), *RT Manu Tuiaosopo (16), RE Bill Gregory (16), LLB Sammy Green (9), *LLB Michael Jackson (7), MLB Terry Beeson (16), RLB Keith Butler (14), LCB Cornell Webster (14), LCB Kerry Justin (2), RCB Dave Brown (16), SS Keith Simpson (11), SS Autry Beamon (4), FS Autry Beamon (9), FS John Harris (6).
Specialists: K Efen Herrera (16), P Herman Weaver (16).
 * Rookie or first-year player

1980 REVIEW

Date	W/L	Score	Opp	Att	Receiving	No	Yds	Avg	LG	TD
09/07	L	13-34	San Diego	62,042	Largent	66	1064	16.1	67	6
09/14	W	17-16	at Kansas City	42,403	McCullum	62	874	14.1	58	5
09/21	L	31-37	New England	61,035	Sawyer	36	410	11.4	32	0
09/28	W	14-0	at Washington	53,263	Doornink	31	237	7.6	16	2
10/05	W	26-7	at Houston	46,860	Jodat	26	190	7.3	14	1
10/12	L	3-27	Cleveland	61,366	Moore	25	231	9.2	34	0
10/19	W	27-17	at N.Y. Jets	52,496	SEA	287	3494	12.2	67	18
10/26	L	14-33	at Oakland	50,185	OPP	267	3280	12.3	68	28
11/02	L	20-27	Philadelphia	61,047	Punting	No	Yds	Avg	NetTB	I20LGB
11/09	L	30-31	Kansas City	58,976	Weaver	67	2798	41.8	31.6	7 14 62 2
11/17	L	17-19	Oakland (M)	60,480	SEA	70	2827	40.4	31.6	7 15 62 2
11/23	L	20-36	at Denver	73,274	OPP	66	2652	40.2	34.6	1 20 60 2
11/27	L	7-51	at Dallas (Th)	57,540	Punt Returns	No	FC	Yds	Avg	LG TD
12/07	L	21-27	N.Y. Giants	51,617	Lewis	41	9	349	8.5	75 1
12/13	L	14-21	at S. Diego (Sa)	49,980	SEA	41	9	349	8.5	75 1
12/21	L	17-25	Denver	51,853	OPP	42	9	476	11.3	36 0

Team Statistics	Sea	Opp	Kickoff Returns	No	Yds	Avg	LG	TD
TOTAL FIRST DOWNS	302	301	Lewis	25	585	23.4	54	0
Rushing	114	129	Webster	21	406	19.3	34	0
Passing	166	147	SEA	73	1489	20.4	54	0
Penalty	22	25	OPP	64	1223	19.1	46	0
3rd Down: Made/Att	85/230	110/235	FGs	1-19	20-29	30-30	40-49	50+
3rd Down Pct.	37.0	46.8	Herrera	1-1	6-6	8-9	4-10	1-5
4th Down: Made/Att	10/15	13/14	SEA	1-1	6-6	8-9	4-10	1-5
4th Down Pct.	66.7	92.9	OPP	1-1	8-9	9-11	3-5	4-7
TOTAL NET YARDS	4879	5177	Herrera: (46,54S,28) (19) (33) (—)(32,33, 50,44,40R) (51S,29) (48,23) (48S) (21,31,41L) (39,31,33,60S) (46S,37) (21,20) (—) (52R,48R) (47L) (31R,47)					
Avg. Per Game	304.9	323.6	OPP: (41,29) (50,23,57) (19,30,44R,29) (33R,50S,52R) (—) (—) (37L) (34,38,43S, 30,25) (39,25) (42) (28) (24,33) (—) (43,32) (23L) (53,55,34,38,52S)					
Total Plays	1024	1038						
Avg. Per Play	4.8	5.0						
NET YARDS RUSHING	1783	2067						
Avg. Per Game	111.4	129.2						
Total Rushes	456	550						
NET YARDS PASSING	3096	3110						
Avg. Per Game	193.5	194.4						
Sacked/Yards Lost	51/398	26/170						
Gross Yards	3494	3280						
Att./Completions	517/287	462/267						
Completion Pct.	55.5	57.8						
Had Intercepted	23	23						
PUNTS/AVERAGE	70/40.4	66/40.2						
NET PUNTING AVG.	31.6	34.6						
PENALTIES/YARDS	109/901	103/876						
FUMBLES/BALL LOST	38/15	33/11						
TOUCHDOWNS	33	47						
Rushing	13	17						
Passing	18	28						
Returns	2	2						
TOTAL POINTS	291	408						

By Quarters	1	2	3	4	OT	Tot
SEA	25	95	50	121	---	291
OPP	48	139	77	144	---	408

Scoring	TD	Ru	Pa	Rt	PAT	FG	S	Pts
Herrera	0	0	0	0	33-33	20-31	0	93
Jodat	6	5	1	0	0	0	0	36
Largent	6	0	6	0	0	0	0	36
McCullum	6	0	6	0	0	0	0	36
Doornink	5	3	2	0	0	0	0	30
McCutcheon	4	3	1	0	0	0	0	24

SEA	33	13	18	2	33-33	20-31	0 <td>291</td>	291
OPP	47	17	28	2	45-47	25-33	3 <td>408</td>	408

Rushing	Att	Yds	Avg	LG	TD
Jodat	155	632	4.1	26	5
Doornink	100	344	3.4	22	3
Zorn	44	214	4.9	25	1
McCutcheon	40	202	5.1	32	3
Moore	60	202	3.4	20	0

SEA	456	1783	3.9	32	13
OPP	550	2067	3.8	46	17

Interceptions	No	Yds	Avg	LG	TD
Brown	6	32	5.3	24	0
Harris	6	28	4.7	15	0
Simpson	3	15	5.0	10	0

SEA	23	95	4.1	24	0
OPP	23	170	7.4	25	2

Passing	Att	Cmp	Yds	Cmp%	Yds/Att	TD	TD%	Int	Int%	LG	Sacked	Rating
Zorn	488	276	3346	53.3	6.86	17	3.5	20	4.1	67	44/341	72.4
Adkins	23	10	136	43.5	5.91	1	4.3	3	13.0	22	5/51	----
Krieg	2	0	0	0.0	0.00	0	0.0	0	0.0	0	1/6	----
SEA	517	287	3494	55.5	6.76	18	3.5	23	4.4	67	51/398	71.3
OPP	462	267	3280	57.8	7.10	28	6.1	23	5.0	68	26/170	79.3

DEFENSIVE STATISTICS

(According to Unofficial Press Box Statistics)

Player	T	S	A	Sa	T/L	PD	FF	FR
Jackson	136	105	31	0.0	4.0	5	1	2
Harris	119	80	39	0.0	2.0	9	0	1
Simpson	110	82	28	1.0	4.0	16	5	0
Beeson	101	65	36	1.0	5.0	1	2	1
Hardy	103	72	31	3.0	15.0	2	1	1
Tuiasosopo	94	63	31	3.5	8.0	4	0	1

NOTABLE

Record (Finish): 4-12 (5th, AFC West). Finished 0-8 at home, lost last 9 overall.

Head Coach: Jack Patera (29-47, .382)

Assistants: Jack Christensen (DBs), Andy MacDonald (RBs), Jim Mora (DL), Howard Mudd (OL), Larry Peccatiello (Def Coach/LBs), Jerry Rhome (Off. Coach/QBs/WRs/TEs), Rusty Tillman (Sp. Teams)

Captains: WR Steve Largent (Off), SS Keith Simpson (Def)

MVP: WR Sam McCullum

Pro Bowl: None

National Honors: None

All-NFL: None

Starters: Offense: WR Sam McCullum (16), LT Louis Bullard (13), *LT Ron Essink (3), LG Tom Lynch (12), LG Jeff Sevy (4), C John Yarno (16), RG Bob Newton (16), RT Steve August (16), TE John Sawyer (16), WR Steve Largent (16), QB Jim Zorn (16), RB Sherman Smith (2), RB Dan Doornink (11), FB Jim Jodat (13), FB Dan Doornink (3).

Defense: *LE Jacob Green (13), LT Robert Hardy (16), RT Manu Tuiasosopo (16), RE Bill Gregory (13), LLB Michael Jackson (15), MLB Terry Beeson (16), RLB Keith Butler (16), LCB Cornell Webster (5), LCB Kerry Justin (11), RCB Dave Brown (16), SS Keith Simpson (16), FS John Harris (16).

Specialists: K Efen Herrera (16), P Herman Weaver (16).

* Rookie or first-year player

1982 REVIEW

Date	W/L	Score	Opp	Att	Receiving	No	Yds	Avg	LG	TD
09/12	L	7-21	Cleveland	55,907	Largent	34	493	14.5	45	3
09/19	L	21-23	at Houston	43,117	Doornink	22	176	8.0	44	0
09/26			at New England	Cxl	Smith	19	196	10.3	39	0
10/03			Kansas City	Cxl	Carr	15	265	17.7	50	2
10/10			at San Diego	Cxl	Johns	15	234	15.6	35	1
10/17			L.A. Raiders	Cxl	Metzelaars	15	152	10.1	26	0
10/24			San Diego	Cxl	SEAHAWKS	176	2068	11.8	50	9
10/31			at Kansas City	Cxl	OPPONENTS	138	1468	10.6	56	4
11/07			Denver	Cxl	Punting	No	Yds	Avg	NetTB	I20 LGB
11/14			at St. Louis	Cxl	West	48	1835	38.2	36.7	3 8 52 0
11/21	W	17-10	at Denver	73,916	SEA	49	1889	38.6	35.9	3 9 54 0
11/28	W	16-0	Pittsburgh	55,553	OPP	50	2032	40.6	34.9	3 10 59 0
12/05	L	23-28	at L.A. Raiders	42,170	Punt Returns	No	FC	Yds	Avg	LG TD
12/12	W	20-14	Chicago	52,826	Johns	19	10	210	11.1	37 0
12/19	L	0-16	New England	53,457	SEA	21	14	228	10.9	37 0
12/26	L	10-24	at Cincinnati	55,330	OPP	19	23	69	3.6	18 0
01/02	W	13-11	Denver	43,145	Kickoff Returns	No	Yds	Avg	LG	TD

Team Statistics	Sea	Opp
TOTAL FIRST DOWNS	159	167
Rushing	51	86
Passing	89	68
Penalty	19	13
3rd Down: Made/Att	43/130	50/126
3rd Down Pct.	33.1	39.7
4th Down: Made/Att	6/12	5/8
4th Down Pct.	50.0	62.5
POSSESSION AVG.	28:04	31:56
TOTAL NET YARDS	2594	2794
Avg. Per Game	288.2	310.4
Total Plays	589	600
Avg. Per Play	4.4	4.7

NET YARDS RUSHING	795	1461
Avg. Per Game	88.3	162.3
Total Rushes	227	337
NET YARDS PASSING	1799	1333
Avg. Per Game	199.9	148.1
Sacked/Yards Lost	36/269	17/135
Gross Yards	2068	1468
Att./Completions	326/176	246/138
Completion Pct.	54.0	56.1
Had Intercepted	13	13

PUNTS/AVERAGE	49/38.6	50/40.6
NET PUNTING AVG.	35.9	34.9
PENALTIES/YARDS	59/523	44/406
FUMBLES/BALL LOST	21/11	18/9
TOUCHDOWNS	14	18
Rushing	4	12
Passing	9	4
Returns	1	2
TOTAL POINTS	127	147

By Quarters	1	2	3	4	OT	Tot
SEA	9	37	28	53	---	127
OPP	26	70	23	28	---	147

Scoring	TD	Ru	Pa	Rt	PAT	FG	S	Pts
N. Johnson	0	0	0	0	13-14	10-14	0	43
Largent	3	0	3	0	0	0	0	18
T. Brown	2	2	0	0	0	0	0	12
Carr	2	0	2	0	0	0	0	12
Walker	2	0	2	0	0	0	0	12
SEA	14	4	9	1	13-14	10-14	0	127
OPP	18	12	4	2	17-18	6-15	0	147

Rushing	Att	Yds	Avg	LG	TD
Smith	63	202	3.2	19	0
Doornink	45	178	4.0	46	0
T. Brown	53	141	2.7	17	2
Zorn	15	113	7.5	35	1
Hughes	30	106	3.5	13	0
SEA	227	795	3.5	46	4
OPP	337	1461	4.3	53	12
Interceptions	No	Yds	Avg	LG	TD
Easley	4	48	12.0	44	0
Harris	4	33	8.3	18	0
Jackson	2	29	14.5	28	0
SEAHAWKS	13	160	12.3	44	1
OPPONENTS	13	88	6.8	39	1

Passing	Att	Cmp	Yds	Cmp%	Yds/Att	TD	TD%	Int	Int%	LG	Sacked	Rating
Zorn	245	126	1540	51.4	6.29	7	2.9	11	4.5	50	20/152	62.1
Krieg	78	49	501	62.8	6.42	2	2.6	2	2.6	44	16/117	79.0
SEA	326	176	2068	54.0	6.34	9	2.8	13	4.0	50	36/269	66.1
OPP	246	138	1468	56.1	5.97	4	1.6	13	5.3	56	17/135	57.1

Ivory	10	224	22.4	30	0
Lane	11	172	15.6	32	0
SEAHAWKS	29	544	18.8	32	0
OPPONENTS	24	361	15.0	34	0
FGs	1-19	20-29	30-39	40-49	50+
N. Johnson	0-0	3-4	5-6	2-3	0-1
SEA	0-0	3-4	5-6	2-3	0-1
OPP	0-0	4-5	2-3	0-6	0-1

N. Johnson: (—) (—) (37R,41R,23R,25)
(35,48,29) (30) (30,34) (52B) (43) (22,34)
OPPONENTS: (45B,26B,42L) (24) (21)
(—)(42L) (50R) (21,41B,48L,23) (34)
(39L,44B)

DEFENSIVE STATISTICS

(According to Unofficial Press Box Statistics)

Player	T	S	A	Sa	T/L	PD	FF	FR
Jackson	64	40	24	0.0	2.0	5	0	1
Easley	56	49	7	1.0	0.0	3	1	1
D. Brown	51	40	11	1.0	3.0	2	0	2
Scholtz	48	36	12	1.0	5.0	3	1	1
Simpson	46	42	4	0.0	6.0	3	0	0
Butler	46	36	11	2.0	2.0	1	0	0

NOTABLE

Record (Finish): 4-5 (T8th, AFC). Season shortened to 9 games because of players' strike. Top 8 in AFC & NFC made playoffs.

Head Coach: Jack Patera (35-59, .372) fired on October 13 after 2 games. Mike McCormack (4-3, .571).

Assistants: Jack Christensen (DBs), Frank Lauterbur (DL), Andy MacDonald (RBs), Howard Mudd (OL), Jerry Rhome (Off. Coach/QBs/WRs/TEs), Jackie Simpson (Def. Coach/LBs), Rusty Tillman (Sp. Teams)

Captains: WR Steve Largent (Off), CB Keith Simpson (Def), S Don Dufek (Sp. Teams)

MVP: LS Kenny Easley

Pro Bowl: LS Kenny Easley (1)

National Honors: None

First-Team All-NFL: LS Kenny Easley (PFW, NEA, Football Digest)

Starters: Offense: WR Paul Johns (7), WR Roger Carr (2), LT Dennis Boyd (2), LT Ron Essink (7), LG Edwin Bailey (7, also 2 @ RT), LG Bill Dugan (2), C John Yarno (9), RG Robert Pratt (9), RT Steve August (7), TE Mike Tice (9), WR Steve Largent (8), QB Dave Krieg (2), QB Jim Zorn (7), RB Sherman Smith (8), FB David Hughes (3), FB Dan Doornink (5).

Defense: LE Jacob Green (9), LT Robert Hardy (8), RT Manu Tuiaosopo (8), *RE Jeff Bryant (9), *LLB Bruce Scholtz (9), MLB Michael Jackson (8), RLB Keith Butler (8), LCB Keith Simpson (8), RCB Dave Brown (9), LS Kenny Easley (8), RS John Harris (9).

Specialists: *K Norm Johnson (9), P Jeff West (9).

* Rookie or first-year player

1983 REVIEW

Date	W/L	Score	Opp	Att	Rushing	Att	Yds	Avg	LG	TD
09/04	L	13-17	at Kansas City	42,531	Warner	335	1449	4.3	60	13
09/11	W	17-10	at N.Y. Jets	50,066	Hughes	83	313	3.8	26	1
09/18	W	34-31	San Diego	61,714	Doornink	40	99	2.5	9	2
09/25	L	17-27	Washington	60,718	SEA	546	2119	3.9	60	19
10/02	W	24-9	at Cleveland	75,446	OPP	511	2198	4.3	37	14
10/09	L	21-28	at San Diego	49,132	Receiving	No	Yds	Avg	LG	TD
10/16	W	38-36	L.A. Raiders	60,697	Largent	72	1074	14.9	46	11
10/23	L	21-27	Pittsburgh	61,615	Warner	42	325	7.7	28	1
10/30	W	34-21	at L.A. Raiders	49,708	Young	36	529	14.7	47	2
11/06	W	27-19	Denver	61,189	Johns	34	486	14.3	30	4
11/13	L	28-33	at St. Louis	33,280	SEA	251	3316	13.2	50	25
11/20	L	27-38	at Denver	74,710	OPP	311	4182	13.4	78	33
11/27	W	51-48	Kansas City (OT)	56,795	Interceptions	No	Yds	Avg	LG	TD
12/04	L	10-35	Dallas	63,352	Easley	7	96	13.2	38	0
12/11	W	17-12	at N.Y. Giants	48,942	D. Brown	6	83	13.8	37	0
12/18	W	24-6	New England	59,688	Simpson	4	39	9.7	14	0

Postseason

12/24	W	31-7	Denver (Sat.)	60,753	OPPONENTS	18	279	15.5	40	2		
			(AFC First-Round)		Punting	No	Yds	Avg	NetTB	I20	LGB	
12/31	W	27-20	at Miami (Sat.)	71,032	West	79	3115	39.5	34.6	10	25	56
			(AFC Divisional Playoff)		SEA	79	3115	39.5	34.6	10	25	56
01/08	L	14-30	at L.A. Raiders	88,734	OPP	68	2754	40.5	34.2	3	14	58
			(AFC Championship)		FGs	1-19	20-29	30-39	40-49	50		

Team Statistics	Sea	Opp
TOTAL FIRST DOWNS	300	351
Rushing	131	128
Passing	153	195
Penalty	16	28
3rd Down: Made/Att	96/218	95/214
3rd Down Pct.	44.0	44.4
4th Down: Made/Att	4/10	4/10
4th Down Pct.	40.0	40.0
POSSESSION AVG.	29:52	30:08
TOTAL NET YARDS	5092	6029
Avg. Per Game	318.3	376.8
Total Plays	1032	1075
Avg. Per Play	4.9	5.6
NET YARDS RUSHING	2119	2198
Avg. Per Game	132.4	137.4
Total Rushes	546	511
NET YARDS PASSING	2973	3831
Avg. Per Game	185.8	239.4
Sacked/Yards Lost	47/343	43/351
Gross Yards	3316	4182
Att./Completions	449/251	521/3111
Completion Pct.	55.9	59.7
Had Intercepted	18	26
PUNTS/AVERAGE	79/39.5	68/40.2
NET PUNTING AVG.	34.6	34.2
PENALTIES/YARDS	102/890	91/725
FUMBLES/BALL LOST	36/20	44/28
TOUCHDOWNS	50	48
Rushing	19	14
Passing	25	33
Returns	6	1
TOTAL POINTS	403	397

By Quarters	1	2	3	4	OT	Tot		
SEA	67	99	102	132	3	403		
OPP	69	134	56	138	0	397		
Scoring	TD	Ru	Pa	Rt	PAT	FG	S	Pts
N. Johnson	0	0	0	0	49-50	18-25	0	103
Warner	14	13	1	0	0	0	0	84
Largent	11	0	11	0	0	0	0	66
Johns	5	0	4	1	0	0	0	30
SEA	50	19	25	6	49-50	18-25	0	403
OPP	48	14	33	1	43/48	20-26	3	397
Punt Returns	No	FC	Yds	Avg	LG	TD		
Johns	28	5	316	11.3	75	1		
SEA	34	6	366	10.8	75	1		
OPP	36	16	185	5.1	18	0		
Kickoff Returns	No	Yds	Avg	LG	TD			
Dixon	49	1148	23.4	94	1			
Hughes	12	282	23.5	35	1			
SEAHAWKS	71	1575	22.2	94	1			
OPPONENTS	59	952	16.1	45	0			

Passing	Att	Cmp	Yds	Cmp%	Yds/Att	TD	TD%	Int	Int%	LG	Sacked	Rating
Krieg	243	147	2139	60.5	8.80	18	7.4	11	4.5	50	38/279	95.0
Zorn	205	103	1166	50.2	5.69	7	3.4	7	3.4	43	9/64	64.8
SEA	449	251	3316	55.9	7.38	25	5.6	18	4.0	50	47/34	81.3
OPP	521	311	4182	59.7	8.03	33	6.3	26	5.0	78	43/35	85.6

DEFENSIVE STATISTICS

(According to Unofficial Press Box Statistics)

Player	Tackles				T/L	PD	FF	FR
	T	S	A	Sa				
Scholtz	104	84	20	1.5	8.0	6	3	1
Robinson	96	65	31	1.5	6.0	0	2	4
Harris	93	67	26	3.0	2.0	8	0	3
Easley	84	58	26	3.0	4.0	8	1	3
Butler	81	61	20	0.0	5.0	1	0	2

NOTABLE

Record (Finish): 9-7 (2nd, AFC). First playoff appearance. Won 2 games then lost AFC Championship Game at L.A. Raiders, 30-14.

Head Coach: Chuck Knox (9-7, .563)

Assistants: Tom Catlin (Asst. Head Coach/Def. Coord./LBs), Ray Prochaska (Off. Coord./OL), George Dyer (DL), Chick Harris (RBs), Ralph Hawkins (DBs), Ken Meyer (QB), Steve Moore (WRs), Rusty Tillman (Sp. Teams/TEs), Joe Vitt (Sp. Assign.)

Captains: WR Steve Largent (Off), CB Dave Brown (Def), RB Eric Lane (Sp. Teams)

MVP: RB Curt Warner

Pro Bowl: SS Kenny Easley (2), RB Curt Warner (1)

National Honors: Chuck Knox, NFL Coach of the Year (SGH), SS Kenny Easley, AFC Defensive Player of the Year (FB News), RB Curt Warner, AFC Offensive Player of Year (UPI, NFLPA, WNTDC)

First-Team All-NFL: SS Kenny Easley (NEA, PFWA, PFW)

Starters: Offense: WR Harold Jackson (5), WR Paul Johns (9), LT Ron Essink (16), LG Reggie McKenzie (14), LG Edwin Bailey (2), C Blair Bush (16), RG Robert Pratt (16), RT Steve August (15), TE Charle Young (16), TE Pete Metzelaars (7), WR Steve Largent (14), QB Jim Zorn (8), QB Dave Krieg (8), *RB Curt Warner (16), FB Cullen Bryant (3), FB David Hughes (6).

Defense: LE Jacob Green (16), NT Manu Tuiaosopo (8), NT Joe Nash (8), RE Jeff Bryant (16), LOLB Bruce Scholtz (16), LILB Shelton Robinson (15), RILB Keith Butler (16), ROLB Michael Jackson (9), ROLB Greg Gaines (6), LCB Keith Simpson (6), LCB Kerry Justin (10), RCB Dave Brown (16), SS Kenny Easley (15), FS John Harris (16).

Specialists: K Norm Johnson (16), P Jeff West (16).

* Rookie or first-year player

1984 REVIEW

Date	W/L	Score	Opp	Att	Punting	No	Yds	Avg	NetTB	I20	LGB
09/03	W	33-0	Cleveland (M)	59,540	West	95	3567	37.5	33.3	10	24 60 0
09/09	W	31-17	San Diego	61,314	SEA	95	3567	37.5	33.3	10	24 60 0
09/16	L	23-38	at New England	43,140	OPP	83	3345	40.3	33.0	6	14 63 4
09/23	W	38-9	Chicago	61,520	Receiving	No	Yds	Avg	LG	TD	
09/30	W	20-12	at Minnesota	57,171	Largent	74	1164	15.7	65	12	
10/07	L	14-28	at L.A. Raiders	77,904	Turner	35	715	20.4	80	10	
10/14	W	31-28	Buffalo	59,034	C. Young	33	337	10.2	31	1	
10/21	W	28-24	Green Bay at Milwaukee	52,286	Doornink	31	365	11.8	32	2	
10/29	W	24-0	at San Diego (M)	53,974	SEA	283	3751	13.3	80	32	
11/04	W	45-0	Kansas City	61,396	OPP	265	3572	13.5	92	18	
11/12	W	17-14	L.A. Raiders (M)	64,001	Interceptions	No	Yds	Avg	LG	TD	
11/18	W	26-6	at Cincinnati	50,280	Easley	10	126	12.6	58	2	
11/25	W	27-24	at Denver	74,922	Brown	8	179	22.4	90	2	
12/02	W	38-17	Detroit	62,441	SEA	38	697	18.3	90	7	
12/09	L	7-34	at Kansas City	34,855	OPP	26	333	12.8	42	3	
12/15	L	14-31	Denver (Sa)	64,411	Kickoff Returns	No	Yds	Avg	LG	TD	

Postseason

12/22	W	13-7	L.A. Raiders (Sa)	62,049	SEA	54	1007	18.6	38	0	
			(AFC First-Round)		OPP	67	1116	16.7	46	0	
12/29	L	10-31	at Miami (Sa)	73,469	FGs	1-19	20-29	30-39	40-49	50+	
			(AFC Divisional Playoff)		Johnson	0-0	9-10	4-4	6-7	1-3	
					OPP	0-0	4-5	5-8	5-9	0-0	

Team Statistics

	Sea	Opp
TOTAL FIRST DOWNS	287	288
Rushing	94	99
Passing	171	160
Penalty	22	29
3rd Down: Made/Att	84/222	73/214
3rd Down Pct.	37.8	34.1
4th Down: Made/Att	4/9	9/20
4th Down Pct.	44.4	45.0
POSSESSION AVG.	30:46	29:14
TOTAL NET YARDS	5068	4963
Avg. Per Game	316.8	310.2
Total Plays	1034	1051
Avg. Per Play	4.9	4.7
NET YARDS RUSHING	1645	1789
Avg. Per Game	102.8	111.8
Total Rushes	495	475
NET YARDS PASSING	3423	3174
Avg. Per Game	213.9	198.4
Sacked/Yards Lost	42/328	55/398
Gross Yards	3751	3572
Att./Completions	497/283	521/265
Completion Pct.	56.9	50.9
Had Intercepted	26	38
PUNTS/AVERAGE	95/37.5	83/40.3
NET PUNTING AVG.	33.3	33.0
PENALTIES/YARDS	128/1179	114/883
FUMBLES/BALL LOST	24/13	47/25
TOUCHDOWNS	51	34
Rushing	10	11
Passing	32	18
Returns	9	5
TOTAL POINTS	418	282

By Quarters	1	2	3	4	OT	Tot
SEA	92	135	100	91	--	418
OPP	60	86	62	74	--	282
Scoring	TD	Ru	Pa	Rt	PAT	FG S Pts
Johnson	0	0	0	0	50-51	20-24 0 110
Largent	12	0	12	0	0	0 0 72
Turner	10	0	10	0	0	0 0 60
Lane	5	4	1	0	0	0 0 30
SEA	51	10	32	9	50-51	20-24 1 418
OPP	34	11	18	5	34-34	14-22 1 282
Rushing	Att	Yds	Avg	LG	TD	
Hughes	94	327	3.5	14	1	
Lane	80	299	3.7	40	4	
Doornink	57	215	3.8	25	0	
SEA	495	1645	3.3	40	10	
OPP	475	1789	3.8	25	11	
Punt Returns	No	FC	Yds	Avg	LG	TD
Easley	16	5	194	12.1	42	0
Skansi	16	2	145	9.1	16	0
SEA	44	11	484	11.0	47	1
OPP	32	39	205	6.4	65	1

Passing	Att	Cmp	Yds	Cmp%	Yds/Att	TD	TD%	Int	Int%	LG	Sacked	Rating
Krieg	480	276	3671	57.5	7.65	32	6.7	24	5.0	80	40/314	83.3
SEA	497	283	3751	56.9	7.55	32	6.4	26	5.2	80	42/328	80.6
OPP	521	265	3572	50.9	6.86	18	3.5	38	7.3	92	55/398	54.2

DEFENSIVE STATISTICS

(According to Unofficial Press Box Statistics)

Tackles

Player	T	S	A	Sa	T/L	PD	FF	FR
Robinson	93	65	28	0.5	5.0	4	0	4
K. Butler	89	68	21	1.0	11.0	4	0	2
Gaines	88	61	27	3.5	4.0	3	0	2
Nash	82	58	24	7.0	11.0	1	1	3

NOTABLE

Record (Finish): 12-4 (2nd, AFC West). Lost divisional playoff at Miami 31-10.

Head Coach: Chuck Knox (21-11, .656)

Assistants: Tom Catlin (Asst. Head Coach/Def. Coord./LBs), Ray Prochaska (Off. Coord./OL), George Dyer (DL), Chick Harris (RBs), Ralph Hawkins (DBs), Ken Meyer (QB), Steve Moore (WRs), Rusty Tillman (Sp. Tms/TEs), Joe Vitt (Sp. Assign.)

Captains: TE Charlie Young (Off), CB Dave Brown (Def), RB Eric Lane (Sp. Teams)

MVP: SS Kenny Easley

Pro Bowl: CB Dave Brown (1), SS Kenny Easley (3), K Norm Johnson (1), QB Dave Krieg (1), WR Steve Largent (4), NT Joe Nash (1), Sp. Fredd Young (1)

National Honors: Chuck Knox, NFL Coach of the Year (AP, SN, SGH), SS Kenny Easley, NFL Def. Player of the Year (AP, PFWA)

First-Team All-NFL: CB Dave Brown (Films), SS Kenny Easley (AP, S-I, PFW, PFWA, SN, NEA, Films), DE Jacob Green (SN), K Norm Johnson (AP, PFWA, SN, PFW), WR Steve Largent (Films), NT Joe Nash (AP, Films, PFW), Sp. Fredd Young (Films, PFW)

Starters: Offense: WR Paul Johns (2), *WR Daryl Turner (8), LT Ron Essink (16), LG Reggie McKenzie (8), LG Edwin Bailey (8), C Blair Bush (16), RG Robert Pratt (16), RT Steve August (6), RT Bob Cryder (10), TE Charlie Young (13), TE Pete Metzelaars (4), TE Mike Tice (8), WR Steve Largent (16), QB Dave Krieg (16), RB Curt Warner (1), RB Eric Lane (7), FB Franco Harris (6), FB Cullen Bryant (2), FB David Hughes (6).

Defense: LE Jacob Green (16), NT Joe Nash (16), RE Jeff Bryant (16), LOLB Bruce Scholtz (16), LILB Shelton Robinson (16), RILB Keith Butler (16), ROLB Michael Jackson (5), ROLB Greg Gaines (11), LCB Keith Simpson (15), *LCB Terry Taylor (1), RCB Dave Brown (16), SS Kenny Easley (16), FS John Harris (16).

Specialists: K Norm Johnson (16), P Jeff West (16).

* Rookie or first-year player

1985 REVIEW

Date	W/L	Score	Opp	Att	Interceptions	No	Yds	Avg	LG	TD			
09/08	W	28-24	at Cincinnati	51,625	Harris	7	20	2.9	17	0			
09/15	W	49-35	at San Diego	54,420	Brown	6	58	9.7	28				
09/23	L	24-35	L.A. Rams (M)	63,292	Taylor	4	75	18.8	75	1			
09/29	L	7-28	at Kansas City	50,485	SEA	24	272	11.3	75	3			
10/06	W	26-21	San Diego	61,300	OPP	23	389	16.9	83	1			
10/13	W	30-26	Atlanta	60,430	Punting	No	Yds	Avg	NetTB	I20	LGB		
10/20	L	10-13	at Denver (OT)	74,899	Finzer	68	2766	40.7	34.6	6	12	61	0
10/27	L	14-17	at N.Y. Jets	69,320	Colquitt	12	481	40.1	34.3	2	3	55	0
11/03	W	33-3	L.A. Raiders	64,060	West	11	420	38.2	28.3	3	0	52	0
11/10	W	27-3	at New Orleans	47,365	SEA	91	3667	40.3	33.8	11	15	61	0
11/17	L	13-20	New England	60,345	OPP	97	4081	42.1	34.6	12	22	62	2
11/25	L	6-19	at SF 49ers (M)	57,482	Punt Returns	No	FC	Yds	Avg	LG	TD		
12/01	W	24-6	Kansas City	52,655	Skansi	31	7	312	10.1	32	0		
12/08	W	31-13	Cleveland	58,477	Easley	8	0	87	10.9	25	0		
12/15	L	3-13	at L.A. Raiders	77,425	SEA	53	11	483	9.1	32	0		
12/20	L	24-27	Denver (F)	56,283	OPP	47	14	374	8.0	19	0		

Team Statistics	Sea	Opp
TOTAL FIRST DOWNS	299	290
Rushing	96	90
Passing	179	179
Penalty	24	21
3rd Down: Made/Att	96/244	72/218
3rd Down Pct.	39.3	33.0
4th Down: Made/Att	10/17	9/13
4th Down Pct.	58.8	69.2
POSSESSION AVG.	30:13	29:47
TOTAL NET YARDS	5007	5160
Avg. Per Game	312.9	322.5
Total Plays	1090	1030
Avg. Per Play	4.6	5.0
NET YARDS RUSHING	1644	1837
Avg. Per Game	102.8	114.8
Total Rushes	462	473
NET YARDS PASSING	3363	3323
Avg. Per Game	210.2	207.7
Sacked/Yards Lost	53/457	61/464
Gross Yards	3820	3787
Att./Completions	575/304	496/273
Completion Pct.	52.9	55.0
Had Intercepted	23	24
PUNTS/AVERAGE	91/40.3	97/42.1
NET PUNTING AVG.	33.8	34.6
PENALTIES/YARDS	102/827	106/840
FUMBLES/BALL LOST	34/18	39/20
TOUCHDOWNS	44	35
Rushing	9	12
Passing	28	22
Returns	7	1
TOTAL POINTS	349	303

By Quarters	1	2	3	4	OT	Total		
SEA	43	116	90	100	0	349		
OPP	47	78	63	112	3	303		
Scoring	TD	Ru	Pa	Rt	PAT	FG	S	Pts
Johnson	0	0	0	0	40-41	14-25	0	82
Turner	13	0	13	0	0	0	0	78
Warner	9	8	1	0	0	0	0	54
Largent	6	0	6	0	1-1	0	0	37
SEA	44	9	28	7	41-44	14-25	1	349
OPP	35	12	22	1	31-35	20-28	1	303
Rushing	Att	Yds	Avg	LG	TD			
Warner	291	1094	3.8	38	8			
Morris	55	236	4.3	21	0			
Hughes	40	128	3.2	9	0			
Krieg	35	121	3.5	17	1			
SEA	462	1644	3.6	38	9			
OPP	473	1837	3.9	43	12			
Receiving	No	Yds	Avg	LG	TD			
Largent	79	1287	16.3	43	6			
Warner	47	307	6.5	27	1			
Turner	34	670	19.7	54	13			
C. Young	28	351	12.5	32	2			
Skansi	21	269	12.8	32	1			
Walker	19	285	15.0	28	2			
SEA	304	3820	12.6	54	28			
OPP	273	3787	13.9	71	22			

Passing	Att	Cmp	Yds	Cmp%	Yds/Att	TD	TD%	Int	Int%	LG	Sacked	Rating
Krieg	532	285	3602	53.6	6.77	27	5.1	20	3.8	54	52/448	76.2
Gilbert	40	19	218	47.5	5.45	1	2.5	2	5.0	37	1/9	----
SEA	575	304	3820	52.9	6.64	28	4.9	23	4.0	54	53/457	73.4
OPP	496	273	3787	55.0	7.64	22	4.4	24	4.8	71	61/464	74.4

Kickoff Returns	No	Yds	Avg	LG	TD
Morris	31	636	20.5	58	0
Skansi	19	358	18.8	35	0
SEA	58	1166	20.1	58	0
OPP	47	918	19.5	63	0
FGs	1-19	20-29	30-39	40-49	50+
Johnson	0-0	5-5	7-9	1-8	1-3
SEA	0-0	5-5	7-9	1-8	1-3
OPP	0-0	10-11	4-7	5-7	1-3

DEFENSIVE STATISTICS

(According to Unofficial Press Box Statistics)

Tackles	T	S	A	Sa	T/L	PD	FF	FR
F. Young	118	93	25	3.0	12.0	2	0	1
K. Butler	108	71	37	0.0	1.0	3	2	3
Green	92	60	32	13.5	20.0	1	7	2
Nash	87	67	20	9.0	17.0	0	0	2
Easley	79	62	17	2.0	3.0	7	0	3
Bryant	73	49	25	8.5	16.0	4	0	4

NOTABLE

Record (Finish): 8-8 (3rd, AFC West).
Head Coach: Chuck Knox (29-19, .604)
Assistants: Tom Catlin (Asst. Head Coach/Def. Coord./LBs), Ray Prochaska (Off. Coord.), George Dyer (DL), Chick Harris (RBs), Ralph Hawkins (DBs), Ken Meyer (QB), Steve Moore (WRs), Kent Stephenson (OL), Rusty Tillman (Sp. Teams/TEs), Joe Vitt (Sp. Assign.)
Captains: WR Steve Largent (Off), CB Dave Brown (Def), RB Eric Lane (Sp. Teams)
MVP: WR Steve Largent
Pro Bowl: SS Kenny Easley (4), WR Steve Largent (5), Sp. Fredd Young (2)
National Honors: RB Curt Warner, Comeback Player of the Year (S-I)
First-Team All-NFL: SS Kenny Easley (AP, PFWA, NEA), WR Steve Largent (AP, PFWA, S-I, C&PFFN)
Starters: Offense: WR Daryl Turner (12), LT Ron Essink (12), LT Bryan Millard (4), LG Edwin Bailey (16), C Blair Bush (16), RG Robert Pratt (12), RG Bryan Millard (4), RT Steve August (6), RT Bob Cryder (15), RT Bryan Millard (1), TE Charle Young (14), TE Mike Tice (2), TE Dan Ross (5), WR Steve Largent (16), QB Dave Krieg (16), RB Curt Warner (16), FB David Hughes (10), FB Eric Lane (3).
Defense: LE Jacob Green (16), NT Joe Nash (16), RE Jeff Bryant (16), LOLB Bruce Scholtz (16), LILB Shelton Robinson (3), LILB Fredd Young (13), RILB Keith Butler (16), ROLB Michael Jackson (16), LCB Terry Taylor (16), RCB Dave Brown (16), SS Kenny Easley (13), SS Paul Moyer (3), FS John Harris (16).
Specialists: K Norm Johnson (16), P Jimmy Colquitt (2), P David Finzer (12), P Jeff West (2).

* Rookie or first-year player

1986 REVIEW

Date	W/L	Score	Opp	Att	Receiving	No	Yds	Avg	LG	TD
09/07	W	30-0	Pittsburgh	61,461	Largent	70	1070	15.3	38	9
09/14	W	23-17	Kansas City	61,068	Warner	41	342	8.3	26	0
09/21	W	38-31	at New England	58,977	Franklin	33	547	16.6	49	2
09/28	L	14-19	at Washington	54,157	Williams	33	219	6.6	23	0
10/06	W	33-7	San Diego (M)	63,207	Skansi	22	271	12.3	39	0
10/12	L	10-14	at L.A. Raiders	70,635	R. Butler	19	351	18.5	67	4
10/19	W	17-12	N.Y. Giants	62,282	Turner	18	334	18.6	72	7
10/26	L	13-20	at Denver	76,089	SEA	268	3424	12.8	72	24
11/02	L	7-38	N.Y. Jets	62,497	OPP	301	3888	12.9	83	20
11/09	L	7-27	at Kansas City	53,268	Interceptions	No	Yds	Avg	LG	TD
11/16	L	7-34	at Cincinnati	54,410	Brown	5	58	11.6	24	1
11/23	W	24-20	Philadelphia	55,786	Justin	4	29	7.3	18	0
11/27	W	31-14	at Dallas (Th)	58,020	Robinson	3	39	13.0	25	0
12/08	W	37-0	L.A. Raiders (M)	62,923	Moyer	3	38	12.7	20	0
12/14	W	34-24	at San Diego	47,096	SEA	22	216	9.8	25	1
12/20	W	41-16	Denver (Sa)	63,697	OPP	14	216	15.4	36	1

Team Statistics	Sea	Opp
TOTAL FIRST DOWNS	291	310
Rushing	123	93
Passing	158	192
Penalty	10	25
3rd Down: Made/Att	96/221	84/225
3rd Down Pct.	43.4	37.3
4th Down: Made/Att	0/6	6/18
4th Down Pct.	0.0	33.3
POSSESSION AVG.	29:46	30:14
TOTAL NET YARDS	5409	5341
Avg. Per Game	338.1	333.8
Total Plays	1005	1053
Avg. Per Play	5.4	5.1
NET YARDS RUSHING	2300	1759
Avg. Per Game	143.8	109.9
Total Rushes	513	471
NET YARDS PASSING	3109	3582
Avg. Per Game	194.3	223.9
Sacked/Yards Lost	39/315	47/306
Gross Yards	3424	3888
Att./Completions	453/268	535/301
Completion Pct.	59.2	56.3
Had Intercepted	14	22
PUNTS/AVERAGE	79/38.6	81/40.4
NET PUNTING AVG.	33.0	33.7
PENALTIES/YARDS	98/813	81/652
FUMBLES/BALL LOST	29/13	26/14
TOUCHDOWNS	43	34
Rushing	15	12
Passing	24	20
Returns	4	2
TOTAL POINTS	366	293

By Quarters	1	2	3	4	OT	Tot
-------------	---	---	---	---	----	-----

SEA	69	96	80	121	0	366
OPP	60	103	52	78	0	293

Scoring	TD	Ru	Pa	Rt	PAT	FG	S	Pts
---------	----	----	----	----	-----	----	---	-----

N. Johnson	0	0	0	0	42-42	22-35	0	108
------------	---	---	---	---	-------	-------	---	-----

Warner	13	13	0	0	0	0	0	78
--------	----	----	---	---	---	---	---	----

Largent	9	0	9	0	0	0	0	54
---------	---	---	---	---	---	---	---	----

Turner	7	0	7	0	0	0	0	42
--------	---	---	---	---	---	---	---	----

R. Butler	4	0	4	0	0	0	0	24
-----------	---	---	---	---	---	---	---	----

SEA	43	15	24	4	42-43	22-35	0	366
-----	----	----	----	---	-------	-------	---	-----

OPP	34	12	20	2	32-34	19-28	0	293
-----	----	----	----	---	-------	-------	---	-----

Rushing	Att	Yds	Avg	LG	TD
---------	-----	-----	-----	----	----

Warner	319	1481	4.6	60	13
--------	-----	------	-----	----	----

Williams	129	538	4.2	36	0
----------	-----	-----	-----	----	---

Morris	19	149	7.8	49	1
--------	----	-----	-----	----	---

Krieg	35	122	3.5	19	1
-------	----	-----	-----	----	---

SEA	513	2300	4.5	60	15
-----	-----	------	-----	----	----

OPP	471	1759	3.7	25	12
-----	-----	------	-----	----	----

Punting	No	Yds	Avg	Net	TB	I20	LGB
---------	----	-----	-----	-----	----	-----	-----

Gamache	79	3048	38.6	33.0	7	10	55 0
---------	----	------	------	------	---	----	------

SEA	79	3048	38.6	33.0	7	10	55 0
-----	----	------	------	------	---	----	------

OPP	81	3270	40.4	33.7	4	20	60 4
-----	----	------	------	------	---	----	------

Punt Returns	No	FC	Yds	Avg	LG	TD
--------------	----	----	-----	-----	----	----

Edmonds	34	14	419	12.3	75	1
---------	----	----	-----	------	----	---

SEA	39	14	457	11.7	75	1
-----	----	----	-----	------	----	---

OPP	38	21	298	7.8	28	0
-----	----	----	-----	-----	----	---

Passing	Att	Cmp	Yds	Cmp%	Yds/Att	TD	TD%	Int	Int%	LG	Sacked	Rating
---------	-----	-----	-----	------	---------	----	-----	-----	------	----	--------	--------

Krieg	375	225	2921	60.0	7.79	21	5.6	11	2.9	72	35/281	91.0
-------	-----	-----	------	------	------	----	-----	----	-----	----	--------	------

Gilbert	76	42	485	55.3	6.38	3	3.9	3	3.9	38	4/34	71.4
---------	----	----	-----	------	------	---	-----	---	-----	----	------	------

SEA	453	268	3424	59.2	7.56	24	5.3	14	3.1	72	39/315	87.7
-----	-----	-----	------	------	------	----	-----	----	-----	----	--------	------

OPP	535	301	3888	56.3	7.27	20	3.7	22	4.1	83	47/306	74.6
-----	-----	-----	------	------	------	----	-----	----	-----	----	--------	------

Kickoff Returns	No	Yds	Avg	LG	TD
Edmonds	34	764	22.5	46	0
Morris	23	465	20.2	38	0
SEA	64	1322	20.7	46	0
OPP	59	1002	17.0	42	0
FGs	1-19	20-29	30-39	40-49	50+
N. Johnson	0-0	6-8	8-9	3-11	5-7
SEA	0-0	6-8	8-9	3-11	5-7
OPP	0-0	4-4	10-13	3-8	2-3

DEFENSIVE STATISTICS

(According to Unofficial Press Box Statistics)

Player	T	S	A	Sa	T/L	PD	FF	FR
Young	121	93	28	6.0	16.0	0	0	0
Robinson	99	81	18	0.0	0.0	10	0	3
K. Butler	96	66	30	1.0	10.0	5	1	0
Gaines	94	71	23	5.0	7.0	1	0	1
Scholtz	79	59	20	3.0	11.0	1	4	0

NOTABLE

Record (Finish): 10-6 (3rd, AFC West)

Head Coach: Chuck Knox (39-25, .609)

Assistants: Tom Catlin (Asst. Head Coach/Def. Coord./LBs), Steve Moore (Off. Coord./WRs), George Dyer (DL), Chick Harris (RBs), Ralph Hawkins (DBs), Ken Meyer (QB), Russ Purnell (Sp. Assign.), Kent Stephenson (OL), Rusty Tillman (Sp. Teams/TEs), Joe Vitt (Sp. Assign.)

Captains: WR Steve Largent (Off), CB Dave Brown (Def), RB Eric Lane (Sp. Teams)

MVP: RB Curt Warner

Pro Bowl: KR Bobby Joe Edmonds (1), DE Jacob Green (1), WR Steve Largent (6), RB Curt Warner (2), LB Fredd Young (3)

National Honors: RB Curt Warner, AFC Player of the Year (UPI)

First-Team All-NFL: KR Bobby Joe Edmonds (AP, PFWA, SN, PFW, FD)

Starters: Offense: WR Daryl Turner (12), WR Byron Franklin (1), *LT Ron Mattes (16), LG Edwin Bailey (12), LG Jon Borchardt (4), C Blair Bush (7), C Kani Kauahi (3), C Will Grant (6), RG Bryan Millard (16), RT Mike Wilson (16), TE Mike Tice (15), *TE Gordon Hudson (4), WR Steve Largent (16), QB Dave Krieg (14), QB Gale Gilbert (2), RB Curt Warner (16), *FB John L. Williams (16).

Defense: LE Jacob Green (16), NT Joe Nash (11), NT Reggie Kinlaw (5), RE Jeff Bryant (12), RE Randy Edwards (4), LOLB Bruce Scholtz (16), LILB Fredd Young (15), LILB Sam Merriman (1), RILB Keith Butler (16), ROLB Greg Gaines (15), ROLB Michael Jackson (1), LCB Terry Taylor (15), LCB Kerry Justin (1), RCB Dave Brown (16), SS Kenny Easley (10), SS Paul Moyer (6), FS Eugene Robinson (16).

Specialists: *KR Bobby Joe Edmonds (15), *P Vince Gamache (16), K Norm Johnson (16), *LS Jim Loughton (6), LS Glenn Hyde (3).

* Rookie or first-year player

1987 REVIEW

Date	W/L	Score	Opp	Att	Receiving	No	Yds	Avg	LG	TD			
09/13	L	17-40	at Denver	75,999	Largent	58	912	15.7	55	8			
09/20	W	43-14	Kansas City	61,667	J. L. Williams	38	420	11.1	75	3			
09/27			at San Diego	Cxl	R. Butler	33	465	14.1	40	5			
10/04	W	24-20	Miami	19,448	Skansi	19	207	10.9	25	1			
10/11	L	10-17	Cincinnati	31,739	SEA	237	3028	12.8	75	31			
10/18	W	37-14	at Detroit	8,310	OPP	255	3196	12.5	81	20			
10/25	W	35-13	at L.A. Raiders	52,735	Punt Returns	No	FC	Yds	Avg	LG	TD		
11/01	W	28-17	Minnesota	61,134	Edmonds	20	4	251	12.6	40	0		
11/09	L	14-30	at N.Y. Jets (M)	60,452	SEA	32	8	322	10.1	40	0		
11/15	W	24-13	Green Bay	60,693	OPP	32	12	251	7.8	91	1		
11/22	W	34-3	San Diego	62,444	Punting	No	Yds	Avg	NetTB	I20	LGB		
11/30	L	14-37	L.A. Raiders (M)	62,802	Rodriguez	47	1880	40.0	34.0	5	17	63	0
12/06	L	9-13	at Pittsburgh	48,881	SEA	61	2370	38.9	33.1	5	18	63	0
12/13	W	28-21	Denver	61,759	OPP	63	2465	39.1	32.7	4	13	60	1
12/20	W	34-21	at Chicago	62,518	Kickoff Returns	No	Yds	Avg	LG	TD			
12/27	L	20-41	at Kansas City	20,370	Edmonds	27	564	20.9	43	0			

Postseason

01/03	L	20-23	at Houston (OT)	49,662	Hollis	10	263	26.3	41	0
			(AFC First-Round)		SEA	64	1236	19.3	43	0
					OPP	67	1379	20.6	92	1

Team Statistics

	Sea	Opp
TOTAL FIRST DOWNS	301	297
Rushing	120	133
Passing	154	148
Penalty	27	16

3rd Down: Made/Att	92/189	85/196
3rd Down Pct.	48.7	43.4
4th Down: Made/Att	4/9	4/10
4th Down Pct.	44.4	40.0

POSSESSION AVG.	30:35	29:25
-----------------	-------	-------

TOTAL NET YARDS	4735	5159
-----------------	------	------

Avg. Per Game	315.7	343.9
---------------	-------	-------

Total Plays	937	954
-------------	-----	-----

Avg. Per Play	5.1	5.4
---------------	-----	-----

NET YARDS RUSHING	2023	2201
-------------------	------	------

Avg. Per Game	134.9	146.7
---------------	-------	-------

Total Rushes	937	472
--------------	-----	-----

NET YARDS PASSING	2712	2958
-------------------	------	------

Avg. Per Game	180.8	197.2
---------------	-------	-------

Sacked/Yards Lost	36/316	37/238
-------------------	--------	--------

Gross Yards	3028	3196
-------------	------	------

Att./Completions	405/237	445/255
------------------	---------	---------

Completion Pct.	58.5	57.3
-----------------	------	------

Had Intercepted	21	17
-----------------	----	----

PUNTS/AVERAGE	61/38.9	63/39.1
---------------	---------	---------

NET PUNTING AVG.	33.1	32.7
------------------	------	------

PENALTIES/YARDS	79/668	104/890
-----------------	--------	---------

FUMBLES/BALL LOST	32/16	38/21
-------------------	-------	-------

TOUCHDOWNS	46	36
------------	----	----

Rushing	13	14
---------	----	----

Passing	31	20
---------	----	----

Returns	2	2
---------	---	---

TOTAL POINTS	371	314
--------------	-----	-----

By Quarters	1	2	3	4	OT	Tot
-------------	---	---	---	---	----	-----

SEA	79	132	95	65	---	371
-----	----	-----	----	----	-----	-----

OPP	51	110	75	78	---	314
-----	----	-----	----	----	-----	-----

Scoring	TD	Ru	Pa	Rt	PAT	FG	S	Pts
---------	----	----	----	----	-----	----	---	-----

N. Johnson	0	0	0	0	0	40-40	15-20	0	85
------------	---	---	---	---	---	-------	-------	---	----

Warner	10	8	2	0	0	0	0	60
--------	----	---	---	---	---	---	---	----

Largent	8	0	8	0	0	0	0	48
---------	---	---	---	---	---	---	---	----

Turner	6	0	6	0	0	0	0	36
--------	---	---	---	---	---	---	---	----

SEA	46	13	31	2	44-46	17-22	0	371
-----	----	----	----	---	-------	-------	---	-----

OPP	36	14	20	2	35-36	21-26	0	314
-----	----	----	----	---	-------	-------	---	-----

Rushing	Att	Yds	Avg	LG	TD
---------	-----	-----	-----	----	----

Warner	234	985	4.2	57	8
--------	-----	-----	-----	----	---

J. L. Williams	113	500	4.4	48	1
----------------	-----	-----	-----	----	---

Krieg	36	155	4.3	17	2
-------	----	-----	-----	----	---

SEA	496	2023	4.1	57	13
-----	-----	------	-----	----	----

OPP	472	2201	4.7	51	14
-----	-----	------	-----	----	----

Interceptions	No	Yds	Avg	LG	TD
---------------	----	-----	-----	----	----

Easley	4	47	11.8	22	0
--------	---	----	------	----	---

Robinson	3	75	25.0	44	0
----------	---	----	------	----	---

Jenkins	3	46	15.3	34	0
---------	---	----	------	----	---

SEA	17	289	17.0	53	1
-----	----	-----	------	----	---

OPP	21	146	7.0	32	0
-----	----	-----	-----	----	---

Passing	Att	Cmp	Yds	Cmp%	Yds/Att	TD	TD%	Int	Int%	LG	Sacked	Rating
Krieg	294	178	2131	60.5	7.25	23	7.8	15	5.1	75	27/247	87.6
Mathison	76	36	501	47.4	6.59	3	3.9	5	6.6	47	6/49	54.8
Kemp	33	23	396	69.7	12.00	5	15.2	1	3.0	55	3/20	137.1
SEA	405	237	3028	58.5	7.48	31	7.7	21	5.2	75	36/316	85.9
OPP	445	255	3196	57.3	7.18	20	4.5	17	3.8	81	37/238	78.8

DEFENSIVE STATISTICS

(According to Unofficial Press Box Statistics)

Tackles

Player	T	S	A	Sa	T/L	PD	FF	FR
F. Young	99	78	21	9.0	18.0	5	5	4
Bosworth	78	64	14	4.0	5.0	3	2	2
Robinson	69	49	19	0.0	1.0	3	0	1
Bryant	52	40	12	4.0	9.0	0	1	1
J. Green	48	36	12	9.5	18.0	0	3	1

NOTABLE

Record (Finish): 9-6 (2nd, AFC West). Lost wild card playoff at Houston 23-20 (OT).

Head Coach: Chuck Knox (48-31, .608)

Assistants: Tom Catlin (Asst. Head Coach/Def. Coord./OLBs), Steve Moore (Off. Coord./WRs), George Dyer (DL), Chick Harris (RBs), Ralph Hawkins (DBs), Ken Meyer (QBs), Russ Purnell (TEs/Asst. Sp. Teams), Kent Stephenson (OL), Rusty Tillman (Sp. Teams/ILBs), Joe Vitt (Sp. Assign.)

Captains: WR Steve Largent and RB Curt Warner (Off), S Kenny Easley (Def), S Paul Moyer (Sp. Teams)

MVP: WR Steve Largent

Pro Bowl: S Kenny Easley (5), DE Jacob Green (2), WR Steve Largent (7), RB Curt Warner (3), LB Fred Young (4)

National Honors: None

First-Team All-NFL: WR Steve Largent (PFWA), G Bryan Millard (Films), RB Curt Warner (S-I, NEA), LB Fred Young (AP, PFWA, Films, S-I, PFW, SN, NEA)

Starters: Offense: WR Daryl Turner (8), WR Ray Butler (3), LT Ron Mattes (12), LG Edwin Bailey (12), C Blair Bush (11), C Grant Feasel (2), RG Bryan Millard (12), RT Mike Wilson (12), TE Mike Tice (12), TE Wilbur Strozier (3), WR Steve Largent (13), QB Dave Krieg (12), RB Curt Warner (12), FB John L. Williams (10).

Defense: LE Jacob Green (12), NT Joe Nash (12), RE Jeff Bryant (12), LOLB Bruce Scholtz (7), *LOLB Tony Woods (5), LILB Fred Young (13), *RILB Brian Bosworth (12), ROLB Greg Gaines (10), *ROLB Tony Woods (2), LCB Terry Taylor (12), RCB Patrick Hunter (11), *RCB Melvin Jenkins (1), SS Kenny Easley (11), SS Paul Moyer (1), FS Eugene Robinson (12).

Specialists: KR Bobby Joe Edmonds (11), P Ruben Rodriguez (12), K Norm Johnson (13)

* Rookie or first-year player

1988 REVIEW

Date	W/L	Score	Opp	Att	Receiving	No	Yds	Avg	LG	TD	
09/04	W	21-14	at Denver	75,986	Williams	58	651	11.2	75	3	
09/11	W	31-10	Kansas City	61,512	Blades	40	682	17.1	55	8	
09/18	L	6-17	at San Diego	44,449	Largent	39	645	16.5	46	2	
09/25	L	7-38	San Francisco	62,382	Tice	29	244	8.4	26	0	
10/02	W	31-20	at Atlanta	28,619	SEA	245	2979	12.2	75	22	
10/09	W	16-10	at Cleveland	78,605	OPP	280	3618	12.9	69	21	
10/16	L	19-20	New Orleans	63,569	Punting	No	Yds	Avg	NetTB	I20LGB	
10/23	L	10-31	at L.A. Rams	57,033	Rodriguez	70	2858	40.8	36.8	4 14 68 0	
10/30	W	17-14	San Diego	59,641	SEA	70	2858	40.8	36.8	4 14 68 0	
11/06	L	3-13	Buffalo	61,074	OPP	66	2778	42.1	35.7	4 22 59 0	
11/13	W	27-24	Houston	60,446	Punt Returns	No	FC	Yds	Avg	LG	TD
11/20	L	24-27	at Kansas City	33,152	Edmonds	35	8	340	9.7	41	0
11/28	W	35-27	L.A. Raiders (M)	62,641	SEA	37	8	340	9.2	41	0
12/04	L	7-13	at New England	59,068	OPP	36	14	202	5.6	16	0
12/11	W	42-14	Denver	62,839	Kickoff Returns	No	Yds	Avg	LG	TD	
12/18	W	43-37	at L.A. Raiders	61,127	Edmonds	40	900	22.5	65	0	

Postseason

12/31	L	13-21	at Cincinnati (Sa)	58,560
(AFC Divisional Playoff)				

Team Statistics	Sea	Opp
TOTAL FIRST DOWNS	291	321
Rushing	125	134
Passing	139	171
Penalty	27	16

3rd Down: Made/Att	83/211	96/219
3rd Down Pct.	39.3	43.8
4th Down: Made/Att	7/16	10/16
4th Down Pct.	43.8	62.5
POSSESSION AVG.	28:32	31:28
TOTAL NET YARDS	4842	5639
Avg. Per Game	302.6	352.4
Total Plays	983	1040
Avg. Per Play	4.9	5.4

NET YARDS RUSHING	2086	2286
Avg. Per Game	130.4	142.9
Total Rushes	517	509
NET YARDS PASSING	2756	3353
Avg. Per Game	172.3	209.6
Sacked/Yards Lost	29/223	30/265
Gross Yards	2979	3618
Att./Completions	437/245	501/280
Completion Pct.	56.1	55.9
Had Intercepted	20	22

PUNTS/AVERAGE	70/40.8	66/42.1
NET PUNTING AVG.	36.8	35.7
PENALTIES/YARDS	89/790	111/861
FUMBLES/BALL LOST	29/14	31/18
TOUCHDOWNS	39	38
Rushing	14	14
Passing	22	21
Returns	3	3
TOTAL POINTS	339	329

By Quarters	1	2	3	4	OT	Tot
SEA	58	124	83	74	---	339
OPP	75	90	72	92	---	329

Scoring	TD	Ru	Pa	Rt	PAT	FG	S	Pts
N. Johnson	0	0	0	0	39-39	22-28	0	105
Warner	12	10	2	0	0	0	0	72
Blades	8	0	8	0	0	0	0	48
Williams	7	4	3	0	0	0	0	42
Butler	4	0	4	0	0	0	0	24
SEA	39	14	22	3	39-39	22-28	0	339
OPP	38	14	21	3	38-38	21-32	0	329

Rushing	Att	Yds	Avg	LG	TD
Warner	266	1025	3.9	29	10
Williams	189	877	4.6	44	4
SEA	517	2986	4.0	44	14
OPP	509	2286	4.5	42	14
Interceptions	No	Yds	Avg	LG	TD
Moyer	6	79	13.2	34	0
Taylor	5	53	10.6	27	1
Jenkins	3	41	13.7	21	0
SEA	22	280	12.7	34	1
OPP	20	195	9.8	55	1

Passing	Att	Cmp	Yds	Cmp%	Yds/Att	TD	TD%	Int	Int%	LG	Sacked	Rating
Krieg	228	134	1741	58.8	7.64	18	7.9	8	3.5	75	12/92	94.6
Stouffer	173	98	1106	56.6	6.39	4	2.3	6	3.5	53	13/110	69.2
Kemp	35	13	132	37.1	3.77	0	0.0	4	14.8	19	3/21	----
SEA	437	245	2979	56.1	6.82	22	5.0	20	4.6	75	29/233	74.9
OPP	501	280	3618	55.9	7.22	21	4.2	22	4.4	69	30/265	74.4

FGs	1-19	20-29	30-39	40-49	50+
N. Johnson	1-1	4-4	7-9	10-14	0-0
OPP	0-0	10-11	6-10	4-6	1-5

DEFENSIVE STATISTICS

(According to Unofficial Press Box Statistics)

Player	T	S	A	Sa	T/L	PD	FF	FR
Robinson	114	85	29	1.0	4.0	3	1	0
Wyman	97	71	26	2.5	8.0	0	1	2
Bosworth	82	55	27	0.0	2.0	3	1	1
Woods	80	57	23	5.0	13.0	2	0	1
Moyer	73	52	21	0.0	2.0	2	0	2

NOTABLE

Record (Finish): 9-7 (1st, AFC West). Lost divisional playoff at Cincinnati 21-13.

Head Coach: Chuck Knox (57-38, . 600)

Assistants: Tom Catlin (Asst. Head Coach/Def. Coord./OLBs), Steve Moore (Off. Coord./WRs), George Dyer (DL), Chick Harris (RBs), Ralph Hawkins (DBs), Ken Meyer (QB), Russ Purnell (TEs/Asst. Sp. Teams), Kent Stephenson (OL), Rusty Tillman (Sp. Teams/ILBs), Joe Vitt (Sp. Assign.)

Captains: WR Steve Largent (Off), DE Jacob Green and S Eugene Robinson (Def), Game-to-Game (Sp. Teams)

MVP: FB John L. Williams

Pro Bowl: QB Dave Krieg (2), Sp. Rufus Porter (1)

National Honors: WR Steve Largent, NFL Man of the Year

First-Team All-NFL: G Bryan Millard (S-I), Sp. Teams Rufus Porter (PFW, C&PFN)

Starters: Offense: *WR Brian Blades (7), WR Ray Butler (5), LT Ron Mattes (16), LG Edwin Bailey (16), C Blair Bush (14), C Grant Feasel (2), RG Bryan Millard (14), RG Chris Godfrey (2), RT Mike Wilson (16), TE Mike Tice (16), TE John Spagnola (4), WR Steve Largent (15), WR Paul Skansi (1), QB Dave Krieg (9), *QB Kelly Stouffer (6), QB Jeff Kemp (1), RB Curt Warner (16), FB John L. Williams (16).

Defense: LE Jacob Green (16), NT Joe Nash (15), NT Ken Clarke (1), RE Jeff Bryant (12), RE Alonzo Mitz (4), LOLB Bruce Scholtz (15), LOLB M.L. Johnson (1), LILB Brian Bosworth (10), LILB Darren Comeaux (6), RILB David Wyman (16), ROLB Tony Woods (16), LCB Terry Taylor (8), LCB Melvin Jenkins (8), RCB Patrick Hunter (7), RCB Melvin Jenkins (8), *RCB Dwayne Harper (1), SS Paul Moyer (16), FS Eugene Robinson (16).

Specialists: KR Bobby Joe Edmonds (16), P Ruben Rodriguez (16), K Norm Johnson (16)

* Rookie or first-year player

1989 REVIEW

Date	W/L	Score	Opp	Att	Interceptions	No	Yds	Avg	LG	TD
09/10	L	7-31	at Philadelphia	64,287	Robinson	5	24	4.8	20	0
09/17	L	24-34	Phoenix	60,444	Harper	2	15	7.5	15	0
09/24	W	24-3	at New England	48,025	SEA	9	57	6.3	20	0
10/01	W	24-20	at L.A. Raiders	44,319	OPP	23	248	10.8	30	2
10/08	L	16-20	Kansas City	60,715	Punting	No	Yds	Avg	NetTB	I20LGB
10/15	W	17-16	at San Diego	50,079	Rodriguez	75	2995	39.9	32.9	8 17 59 1
10/22	L	21-24	Denver (OT)	62,353	SEA	75	2995	39.9	32.9	8 17 59 1
10/29	W	10-7	San Diego	59,691	OPP	74	2902	39.2	33.9	7 21 60 0
11/05	L	10-20	at Kansas City	54,489	Punt Returns	No	FC	Yds	Avg	LG TD
11/12	L	7-17	Cleveland	58,978	Hollis	18	7	164	9.1	21 0
11/19	L	3-15	at N.Y. Giants	75,014	Jefferson	12	10	87	7.3	19 0
11/26	L	14-41	at Denver	75,117	SEA	30	17	251	8.4	21 0
12/04	W	17-16	Buffalo (M)	57,682	OPP	41	12	334	8.1	49 0
12/10	W	24-17	at Cincinnati	54,744	Kickoff Returns	No	Yds	Avg	LG	TD
12/17	W	23-17	L.A. Raiders	61,076	Jefferson	22	511	23.2	91	1
12/23	L	0-29	Washington (Sa)	60,294	Harris	18	334	18.6	25	0

Team Statistics	Sea	Opp
TOTAL FIRST DOWNS	290	293
Rushing	86	119
Passing	180	158
Penalty	24	16
3rd Down: Made/Att	85/211	89/213
3rd Down Pct.	40.3	41.8
4th Down: Made/Att	8/17	5/16
4th Down Pct.	47.1	31.3

POSSESSION AVG.	29:20	30:40
TOTAL NET YARDS	4596	5215
Avg. Per Game	287.3	325.9
Total Plays	1010	997
Avg. Per Play	4.6	5.2

NET YARDS RUSHING	1392	2118
Avg. Per Game	87.0	132.4
Total Rushes	405	520
NET YARDS PASSING	3204	3097
Avg. Per Game	200.3	193.6
Sacked/Yards Lost	46/379	32/235
Gross Yards	3583	3332
Att./Completions	559/316	445/252
Completion Pct.	56.5	56.6
Had Intercepted	23	9

PUNTS/AVERAGE	76/39.4	74/39.2
NET PUNTING AVG.	32.9	33.9
PENALTIES/YARDS	79/738	118/809
FUMBLES/BALL LOST	43/14	26/13
TOUCHDOWNS	28	37
Rushing	5	11
Passing	21	13
Returns	2	3
TOTAL POINTS	241	327

By Quarters	1	2	3	4	OT	Tot
SEA	72	60	41	68	0	241
OPP	81	80	86	77	3	327

Scoring	TD	Ru	Pa	Rt	PAT	FG	S	Pts
N. Johnson	0	0	0	0	27-27	15-25	0	72
Williams	7	1	6	0	0	0	0	42
Blades	5	0	5	0	0	0	0	30
Skansi	5	0	5	0	0	0	0	30
Warner	4	3	1	0	0	0	0	24

SEA	28	5	21	2	28-28	15-25	0	241
OPP	37	11	23	3	35-37	22-32	2	327

Rushing	Att	Yds	Avg	LG	TD
Warner	194	631	3.3	34	3
Williams	146	499	3.4	21	1
Krieg	40	160	4.0	18	0
SEA	405	1392	3.4	34	5
OPP	520	2118	4.1	38	11

Receiving	No	Yds	Avg	LG	TD
Blades	77	1063	13.8	60	5
Williams	76	657	8.6	51	6
Skansi	39	488	12.5	26	5
Largent	28	403	14.4	33	3
Clark	25	260	10.4	28	1
Warner	23	153	6.7	24	1
SEA	316	3583	11.3	60	21
OPP	252	3332	13.2	69	23

Passing	Att	Cmp	Yds	Cmp%	Yds/Att	TD	TD%	Int	Int%	LG	Sacked	Rating
Krieg	499	286	3309	57.3	6.63	21	4.2	20	4.0	60	37/289	74.8
Stouffer	59	29	270	49.2	4.58	0	0.0	3	5.1	29	9/90	40.9
SEA	559	316	3583	56.5	6.41	21	3.8	23	4.1	60	46/379	71.3
OPP	445	252	3332	56.6	7.49	23	5.2	9	2.0	69	32/235	89.3

FGs	1-19	20-29	30-39	40-49	50+
N. Johnson	1-1	6-7	3-4	4-8	1-5
SEA	1-1	6-7	3-4	4-8	1-5
OPP	1-1	10-13	8-10	3-7	0-1

DEFENSIVE STATISTICS

(According to Unofficial Press Box Statistics)

Tackles	Player	T	S	A	Sa	T/L	PD	FF	FR
Robinson	102	72	30	0.0	3.0	5	2	0	0
Wyman	98	72	26	0.0	6.0	1	2	0	0
Glasgow	97	77	20	0.0	2.0	7	0	5	0
Nash	92	65	27	8.0	9.0	1	3	0	0
Comeaux	88	64	24	0.0	1.0	1	0	1	0
Bryant	68	50	18	3.5	6.0	2	2	0	0

NOTABLE

Record (Finish): 7-9 (4th, AFC West)
Head Coach: Chuck Knox (64-47, .577)
Assistants: Tom Catlin (Asst. Head Coach/Def. Coord./OLBs), John Becker (Off. Coord./WRs), George Dyer (DL), Chick Harris (RBs), Ken Meyer (QB), Rod Perry (DBs), Russ Purnell (TEs/Asst. Sp. Teams), Kent Stephenson (OL), Rusty Tillman (Sp. Teams/ILBs), Joe Vitt (Sp. Assign.)
Captains: WR Steve Largent (Off), DE Jacob Green (Def), Game-to-Game (Sp. Teams)
MVP: WR Brian Blades
Pro Bowl: WR Brian Blades (1), QB Dave Krieg (3), Sp. Rufus Porter (2)
National Honors: None
First-Team All-NFL: None
Starters: Offense: WR Brian Blades (14), *LT Andy Heck (8), LT Ron Mattes (8), LG Edwin Bailey (16), C Grant Feasel (16), RG Bryan Millard (16), RT Mike Wilson (16), *TE Robert Tyler (9), *TE Travis McNeal (6), TE Donnie Dee (3), WR Steve Largent (9), WR Louis Clark (6), QB Dave Krieg (14), QB Kelly Stouffer (2), RB Curt Warner (15), FB John L. Williams (15), *FB Derrick Fenner (1).
Defense: LE Jacob Green (14), NT Joe Nash (16), RE Jeff Bryant (15), RE Alonzo Mitz (4), LOLB Rufus Porter (3), LOLB Tony Woods (12), LOLB M.L. Johnson (1), LILB Brian Bosworth (2), LILB Darren Comeaux (13), RILB David Wyman (16), ROLB Vernon Maxwell (9), LOLB M.L. Johnson (6), LCB Dwayne Harper (13), LCB Melvin Jenkins (1), RCB Patrick Hunter (14), RCB Melvin Jenkins (2), SS Nesby Glasgow (16), FS Johnnie Johnson (2), FS Eugene Robinson (14).
Specialists: KR Bobby Joe Edmonds (16), P Ruben Rodriguez (16), K Norm Johnson (16), *LS Harper LeBel (16).
 * Rookie or first-year player

1990 REVIEW

Date	W/L	Score	Opp	Att	Rushing	Att	Yds	Avg	LG	TD
09/09	L	0-17	at Chicago	64,400	Fenner	215	859	4.0	36	14
09/16	L	13-17	L.A. Raiders	61,889	Williams	187	714	3.8	25	3
09/23	L	31-34	at Denver (OT)	75,290	Krieg	32	115	3.6	25	0
10/01	W	31-16	Cincinnati (M)	60,135	SEAHAWKS	457	1749	3.8	36	18
10/07	W	33-20	at New England	39,735	OPPONENTS	413	1605	3.9	58	7
10/14	L	17-24	at L.A. Raiders	50,624	Receiving	No	Yds	Avg	LG	TD
10/21	W	19-7	Kansas City	60,358	Williams	73	699	9.6	60	0
10/28			BYE		Kane	52	776	14.9	63	4
11/04	L	14-31	San Diego	59,646	Blades	49	525	10.7	24	3
11/11	W	17-16	at Kansas City	71,285	Chadwick	27	478	17.7	54	4
11/18	L	21-24	Minnesota	59,735	Skansi	22	257	11.7	25	2
11/25	W	13-10	at S. Diego (OT)	50,097	Fenner	17	143	8.4	50	1
12/02	W	13-10	Houston (OT)	57,592	SEA	265	3194	12.1	63	15
12/09	W	20-14	at Green Bay	52,015	OPP	300	3256	10.9	46	19
12/16	L	17-24	at Miami	57,851	Kickoff Returns	No	Yds	Avg	LG	TD
12/23	W	17-12	Denver	55,845	Warren	23	478	20.8	71	0
12/30	W	30-10	Detroit	50,681	Loville	18	359	19.9	29	0

Team Statistics		Sea	Opp
TOTAL FIRST DOWNS		284	280
Rushing		111	86
Passing		155	171
Penalty		18	23
3rd Down: Made/Att	87/200	83/207	
3rd Down Pct.	43.5	40.1	
4th Down: Made/Att	6/7	7/11	
4th Down Pct.	85.7	63.6	
POSSESSION AVG.	30:47	29:13	
TOTAL NET YARDS	4583	4609	
Avg. Per Game	286.4	288.1	
Total Plays	945	950	
Avg. Per Play	4.8	4.9	
NET YARDS RUSHING	1749	1605	
Avg. Per Game	109.3	100.3	
Total Rushes	457	413	
NET YARDS PASSING	2834	3004	
Avg. Per Game	177.1	187.8	
Sacked/Yards Lost	40/360	33/252	
Gross Yards	3194	3256	
Att./Completions	448/265	504/300	
Completion Pct.	59.2	59.5	
Had Intercepted	20	12	
PUNTS/AVERAGE	67/40.6	77/41.9	
NET PUNTING AVG.	34.4	36.2	
PENALTIES/YARDS	89/746	108/766	
FUMBLES/BALL LOST	32/16	32/18	
TOUCHDOWNS	34	32	
Rushing	18	7	
Passing	15	19	
Returns	1	6	
TOTAL POINTS	306	286	

By Quarters	1	2	3	4	OT	Tot						
SEA	50	94	60	96	6	306						
OPP	50	112	53	68	3	286						
Punt Returns	No	FC	Yds	Avg	LG	TD						
Warren	28	16	269	9.6	39	0						
Jefferson	8	0	68	8.5	14	0						
SEA	36	16	337	9.4	39	0						
OPP	29	21	254	8.8	66	2						
Scoring	TDs	Ru	Pa	Rt	PAT	FG	S	Pts				
Johnson	0	0	0	0	33-34	23-32	0	102				
Fenner	15	14	1	0	0	0	0	90				
Chadwick	4	0	4	0	0	0	0	24				
Kane	4	0	4	0	0	0	0	24				
Blades	3	0	3	0	0	0	0	18				
Williams	3	3	0	0	0	0	0	18				
SEA	34	18	15	1	33-34	23-32	0	306				
OPP	32	7	19	6	32-32	20-27	1	286				
Interceptions	No	Yds	Avg	LG	TD							
Robinson	3	89	29.7	39	0							
Harper	3	69	23.0	47	0							
SEA	12	182	15.2	47	0							
OPP	20	252	12.6	42	0							
Punting	No	Yds	Avg	NetTB	I20	LGB						
Donnelly	67	2722	40.6	34.4	8	18	54					
SEA	67	2722	40.6	34.4	8	18	54					
OPP	77	3225	41.9	36.2	5	22	67					
Passing	Att	Cmp	Yds	Cmp%	Yds/A	TD	TD%	Int	Int%	LG	Sacked	Rating
Krieg	448	265	3194	59.2	7.13	15	3.3	20	4.5	63	40/360	73.6
SEA	448	265	3194	59.2	7.13	15	3.3	20	4.5	63	40/360	73.6
OPP	504	300	3256	59.5	6.46	19	3.8	12	2.4	46	33/252	81.3

SEA	50	985	19.7	71	0
OPP	51	910	17.8	39	0
FGs	1-19	20-29	30-39	40-49	50+
Johnson	2-2	7-7	8-14	5-6	1-3
SEA	2-2	7-7	8-14	5-6	1-3
OPP	0-0	11-11	3-5	5-8	1-3

DEFENSIVE STATISTICS

(According to Unofficial Press Box Statistics)

Player	T	S	A	Sa	T/L	PD	FF	FR
Glasgow	83	70	13	2.0	4.0	2	3	1
Robinson	82	63	19	0.0	2.0	5	1	4
Harper	71	62	9	0.0	3.0	4	1	0
Green	60	44	1612.5	18.0	2	3	1	
Hunter	56	48	8	0.0	1.0	10	1	1
Nash	53	41	12	1.0	3.0	0	1	1

NOTABLE

Record (Finish): 9-7 (3rd, AFC West)

Head Coach: Chuck Knox (73-54, .575)

Assistants: Tom Catlin (Asst. Head Coach/Def. Coord./OLBs), John Becker (Off. Coord./WRs), George Dyer (DL), Chick Harris (RBs), Ken Meyer (QBs), Rod Perry (DBs), Russ Purnell (TEs/Asst. Sp. Teams), Frank Raines (Strength & Cond.), Kent Stephenson (OL), Rusty Tillman (Sp. Teams/LBs), Joe Vitt (Sp. Assign.)

Captains: QB Dave Krieg (Off), DE Jacob Green (Def), Game-to-Game (Sp. Teams)

MVP: FB John L. Williams

Pro Bowl: FB John L. Williams (1)

National Honors: SS Kenny Easley and WR Steve Largent, All-NFL Decade of the 1980's Team (Hall of Fame)

First-Team All-NFL: None

Starters: Offense: WR Tommy Kane (11), LT Andy Heck (16), LG Edwin Bailey (11), LG Darrick Brilz (5), C Grant Feasel (16), RG Bryan Millard (16), RT Ron Mattes (7), RT Ronnie Lee (9), TE Travis McNeal (14), TE Ron Heller (5), TE Mike Tice (2), WR Brian Blades (16), QB Dave Krieg (16), RB Derrick Fenner (15), *RB Derek Loville (1), FB John L. Williams (16).

Defense: LE Jacob Green (16), LT Joe Nash (16), RT Jeff Bryant (14), *RT Cortez Kennedy (2), RE Tony Woods (15), *LLB Terry Wooden (8), LLB Darren Comeaux (1), LLB Joe Cain (2), LLB Dave Ahrens (3), MLB Darren Comeaux (8), MLB David Wyman (8), RLB Rufus Porter (12), RLB Joe Cain (3), LCB Dwayne Harper (16), RCB Patrick Hunter (16), *SS Robert Blackmon (3), SS Nesby Glasgow (13), FS Eugene Robinson (16).

Specialists: *KR Chris Warren (16), P Rick Donnelly (16), K Norm Johnson (16), LS Michael Morris (4), LS Trey Junkin (12).

* Rookie or first-year player

1991 REVIEW

Date	W/L	Score	Opp	Att	Interceptions	No	Yds	Avg	LG	TD
09/01	L	24-27	at New Orleans	68,492	Robinson	5	56	11.2	27	0
09/08	W	20-13	N.Y. Jets	56,770	Harper	4	84	21.0	43	0
09/15	L	10-16	at Denver	74,152	SEA	18	302	16.8	43	2
09/22	L	13-20	at Kansas City	71,789	OPP	26	334	12.8	58	2
09/29	W	31-3	Indianapolis	56,656	Punting	No	Yds	Avg	NetTB	I20 LGB
10/06	W	13-7	at Cincinnati	60,010	Tuten	49	2106	43.0	36.9	3 8 60 0
10/13	L	20-23	L.A. Raiders (OT)	61,974	Donnelly	13	505	38.8	33.8	1 1 57 0
10/20	W	27-7	at Pittsburgh	54,678	Waits	14	474	33.9	33.6	0 2 50 0
10/27	W	20-9	San Diego	59,646	SEA	76	3085	40.6	35.7	4 11 60 0
11/03		BYE			OPP	79	3089	39.1	33.0	8 20 65 1
11/10	L	14-17	at San Diego	43,597	Punt Returns	No	FC	Yds	Avg	LG TD
11/17	L	7-31	at L.A. Raiders	49,317	Warren	32	19	298	9.3	159 1
11/24	W	13-10	Denver	60,430	SEA	38	20	325	8.6	159 1
12/01	L	6-19	Kansas City	57,248	OPP	40	18	289	7.2	29 0
12/08	L	22-24	San Francisco	56,711	Kickoff Returns	No	Yds	Avg	LG	TD
12/15	L	13-26	at Atlanta	53,834	Warren	35	792	22.6	55	0
12/22	W	23-9	L.A. Rams	51,100	Loville	18	412	22.9	50	0

Team Statistics	Sea	Opp	SEA	Opp
TOTAL FIRST DOWNS	253	263	OPP	51
Rushing	80	92	FGs	1-19
Passing	159	159	Kasay	1/1
Penalty	14	12	OPP	1/1
3rd Down: Made/Att	67/193	78/220		5/6
3rd Down Pct.	34.7	35.5		11/14
4th Down: Made/Att	2/9	9/20		6/7
4th Down Pct.	22.2	45.0		2/3
POSSESSION AVG.	29:27	30:33		9/9
TOTAL NET YARDS	4534	4703		6/7
Avg. Per Game	283.4	293.9		5/8
Total Plays	924	988		
Avg. Per Play	4.9	4.8		
NET YARDS RUSHING	1426	1684		
Avg. Per Game	89.1	105.3		
Total Rushes	394	435		
NET YARDS PASSING	3108	3019		
Avg. Per Game	194.3	188.7		
Sacked/Yards Lost	42/263	36/269		
Gross Yards	3371	3288		
Att/Comp	488/290	517/296		
Completion Pct.	59.4	57.3		
Had Intercepted	26	18		
PUNTS/AVERAGE	76/40.6	79/39.1		
NET PUNTING AVG.	35.7	33.0		
PENALTIES/YARDS	85/682	108/845		
FUMBLES/BALL LOST	26/17	34/21		
TOUCHDOWNS	29	25		
Rushing	11	4		
Passing	15	1		
Returns	3	3		
TOTAL POINTS	276	261		

Penalty

3rd Down: Made/Att

3rd Down Pct.

4th Down: Made/Att

4th Down Pct.

POSSESSION AVG.

TOTAL NET YARDS

Avg. Per Game

Total Plays

Avg. Per Play

NET YARDS RUSHING

Avg. Per Game

Total Rushes

NET YARDS PASSING

Avg. Per Game

Sacked/Yards Lost

Gross Yards

Att/Comp

Completion Pct.

Had Intercepted

PUNTS/AVERAGE

NET PUNTING AVG.

PENALTIES/YARDS

FUMBLES/BALL LOST

TOUCHDOWNS

Rushing

Passing

Returns

TOTAL POINTS

By Quarters

SEA

OPP

Scoring

Kasay

Williams

Fenner

Tice

SEA

OPP

Rushing

Williams

Fenner

Jones

SEAHAWKS

OPPONENTS

Receiving

Blades

Williams

Kane

Chadwick

SEA

OPP

67/193

34.7

2/9

22.2

29:27

4534

283.4

924

4.9

1426

89.1

394

3108

194.3

42/263

3371

488/290

59.4

26

76/40.6

35.7

85/682

26/17

29

11

15

3

276

1

39

25

TD

Ru

Pa

Rt

PAT

FG

S

Pts

0

0

0

0

27/28

25/31

0

102

5

4

1

0

0

0

30

4

4

0

0

0

0

24

4

0

4

0

0

24

29

11

15

3

27/29

25/31

0

276

25

4

18

3

25/25

28/32

1

261

Att

Yds

Avg

LG

TD

188

741

3.9

42

4

91

267

2.9

15

4

45

154

3.4

22

3

394

1426

3.6

42

11

435

1684

3.9

32

4

No

Yds

Avg

LG

TD

70

1003

14.3

52

2

61

499

8.2

35

1

50

763

15.3

60

2

22

255

11.6

29

3

290

3371

11.6

60

15

296

3288

11.1

161

18

78/220

35.5

9/20

45.0

30:33

4703

293.9

988

4.8

1684

105.3

435

3019

188.7

36/269

3288

517/296

57.3

18

79/39.1

33.0

108/845

34/21

25

4

1

3

261

0

276

261

3

261

0

102

30

24

24

0

276

1

4

3

11

42

11

4

2

1

2

3

15

18

18

18

18

18

18

18

18

18

18

18

18

18

18

18

18

18

18

18

18

18

18

18

18

18

18

18

18

18

18

18

18

18

18

18

18

18

18

18

18

18

18

18

18

18

18

18

18

18

18

18

18

18

18

18

18

18

18

18

18

18

18

18

18

18

18

18

18

18

18

18

18

18

18

18

18

18

18

18

18

18

18

18

18

18

18

18

18

18

18

18

18

18

18

18

18

18

18

18

18

18

18

18

18

18

18

18

18

18

18

18

18

18

18

18

18

18

18

18

18

18

18

18

18

18

18

18

18

18

18

18

18

18

18

18

18

18

18

18

18

18

18

18

18

18

18

18

18

18

18

18

18

18

18

18

18

18

18

18

18

18

18

18

18

18

18

18

18

18

18

18

18

18

18

18

18

18

18

18

18

18

18

18

18

18

18

18

18

18

18

18

18

18

18

18

18

18

18

18

18

18

18

18

18

18

18

18

18

18

18

18

18

18

18

18

18

18

18

18

18

18

18

18

18

18

18

18

18

18

18

18

18

18

18

18

18

18

18

18

18

18

18

18

18

18

18

18

18

18

18

18

18

18

18

18

18

18

18

18

18

18

18

18

18

18

18

18

18

18

18

18

18

18

18

18

18

18

18

18

18

18

18

18

18

18

18

18

18

18

18

18

18

18

18

18

18

18

18

18

18

18

18

18

18

18

18

18

18

18

18

18

18

18

18

18

18

18

18

18

18

18

18

18

18

18

18

18

18

18

18

18

18

18

18

18

18

18

18

18

18

18

18

18

18

18

18

18

18

18

18

18

18

18

18

18

18

18

18

18

18

18

18

18

18

18

18

18

18

18

18

18

18

18

18

18

18

18

18

18

18

18

18

18

18

18

18

18

18

18

18

18

18

18

18

18

18

18

18

18

18

18

18

18

18

18

18

18

18

18

18

18

18

18

18

18

18

18

18

18

18

18

18

18

18

18

18

18

18

18

18

18

18

18

18

18

18

18

18

18

18

18

18

18

18

18

18

18

18

18

18

18

18

18

18

18

18

18

18

18

18

18

18

18

18

18

18

18

18

18

18

18

18

18

18

18

18

18

18

18

18

18

18

18

18

18

18

18

18

18

18

18

18

18

18

18

18

18

18

18

18

18

18

18

18

18

18

18

18

18

18

18

18

18

18

18

18

18

18

18

18

18

18

18

18

18

18

18

18

18

18

18

18

18

18

18

18

18

18

18

18

18

18

18

18

18

18

18

18

18

18

18

18

18

18

18

18

18

18

18

18

18

18

18

18

18

18

18

18

18

18

18

18

18

18

18

18

18

18

18

18

18

18

18

18

18

18

18

18

18

18

18

18

18

18

18

18

18

18

18

18

18

18

18

18

18

18

18

18

18

18

18

18

18

18

18

18

18

18

18

18

18

18

18

18

18

18

18

18

18

18

18

18

18

18

18

18

18

18

18

18

18

18

18

18

18

18

18

18

18

18

18

18

18

18

18

18

18

18

18

18

18

18

18

18

18

18

18

18

18

18

18

18

18

18

18

18

18

18

18

18

18

18

18

18

18

18

18

18

18

18

18

18

18

18

18

18

18

18

18

18

18

18

18

18

18

18

18

18

18

18

18

18

18

18

18

18

18

18

18

18

18

18

18

18

18

18

18

18

18

18

18

18

18

18

18

18

18

18

18

18

18

18

18

18

18

18

18

18

18

18

18

18

18

18

18

18

18

18

18

18

18

18

18

18

18

18

18

18

18

18

18

18

18

18

18

18

18

18

18

18

18

18

18

18

18

18

18

18

18

18

18

18

18

18

18

18

18

18

18

18

18

18

18

18

18

18

18

18

18

18

18

18

18

18

18

18

18

18

18

18

18

18

18

18

18

18

18

18

18

18

18

18

18

18

18

18

18

18

18

18

18

Passing	Att	Cmp	Yds	Cmp%	Yds/Att	TD	TD%	Int	Int%	LG	Sacked	Rating
Krieg	285	187	2080	65.6	7.30	11	3.9	12	4.2	60	32/216	82.5
Kemp	181	94	1207	51.9	6.67	4	2.2	12	6.6	52	8/38	52.9
Stouffer	15	6	57	40.0	3.80	0	0.0	1	6.7	19	2/9	23.5
McGwire	7	3	27	42.9	3.86	0	0.0	1	14.3	13	0/0	14.3
SEA	488	290	3371	59.4	6.91	15	3.1	26	5.3	60	42/263	68.4
OPP	517	296	3288	57.3	6.36	18	3.5	18	3.5	161	36/269	73.4

DEFENSIVE STATISTICS

(According to Unofficial Press Box Statistics)

Tackles	T	S	A	Sa	T/L	PD	FF	FR
Wooden	98	74	24	2.0	10.0	9	1	4
Robinson	91	67	24	1.0	3.0	3	1	1
Porter	71	51	2010.0	16.0	15	4	0	0
Comeaux	69	51	18	0.5	7.0	5	4	0
Harper	69	58	11	0.0	1.0	1	1	0
Kennedy	67	59	8	6.5	13.0	12	1	1

NOTABLE

Record (Finish): 7-9 (4th, AFC West)
Head Coach: Chuck Knox (80-63, .559)
Assistants: Tom Catlin (Asst. Head Coach/Def. Coord./OLBs), John Becker (Off. Coord./WRs), George Dyer (DL), Chick Harris (RBs), Ken Meyer (QBs), Paul Moyer (Staff Asst.), Rod Perry (DBs), Russ Purnell (TEs/Asst. Sp. Teams), Frank Raines (Strength & Cond.), Kent Stephenson (OL), Rusty Tillman (Sp. Teams/ILBs), Joe Vitt (Sp. Assign.)
Captains: QB Dave Krieg (Off), DE Jacob Green (Def), Game-to-Game (Sp. Teams)
MVP: FS Eugene Robinson
Pro Bowl: DT Cortez Kennedy (1), FB John L. Williams (2)
National Honors: None
First-Team All-NFL: CB Dwayne Harper (S-I), FS Eugene Robinson (S-I)
Starters: Offense: WR Tommy Kane (15), LT Andy Heck (16), LG Edwin Bailey (3), LG Warren Wheat (7), LG Darrick Brilz (6), C Grant Feasel (15), C Darrick Brilz (1), RG Bryan Millard (16), RT Ronnie Lee (7), RT Bill Hitchcock (9), TE Mike Tice (15), TE Travis McNeal (3), WR Brian Blades (16), QB Dave Krieg (9), QB Jeff Kemp (5), QB Dan McGwire (1), QB Kelly Stouffer (1), RB Derrick Fenner (8), RB Chris Warren (1), RB James Jones (6), FB John L. Williams (16).
Defense: LE Jacob Green (16), LT Eric Hayes (2), LT Jeff Bryant (14), RT Cortez Kennedy (16), RE Tony Woods (14), LLB Terry Wooden (15), MLB Darren Comeaux (11), MLB David Wyman (4), RLB Rufus Porter (15), LCB Dwayne Harper (16), RCB Patrick Hunter (15), SS Robert Blackmon (16), FS Eugene Robinson (16).
Specialists: KR Chris Warren (16), P Rick Donnelly (3), *P Alex Waits (3), P Rick Tuten (10), K John Kasay (16), LS Trey Junkin (16).
 * Rookie or first-year player

1992 REVIEW

Date	W/L	Score	Opp	Att	Receiving	No	Yds	Avg	LG	TD	
09/06	L	3-21	Cincinnati	57,350	Williams	74	556	7.5	27	2	
09/13	L	7-26	at Kansas City	75,125	Kane	27	369	13.7	31	3	
09/20	W	10- 6	at New England	42,327	J. Jones	21	190	9.0	30	0	
09/27	L	17-19	Miami	59,374	L. Clark	20	290	14.5	33	1	
10/04	L	6-17	at San Diego	36,783	Blades	19	256	13.5	37	1	
10/11	L	0-27	at Dallas	62,311	SEA	230	2323	10.1	57	9	
10/18	L	0-19	L.A. Raiders	56,904	OPP	251	2978	11.9	72t	11	
10/25	L	10-23	at N.Y. Giants	67,399	Punt Returns	No	FC	Yds	Avg	LG	TD
11/01			BYE		Warren	34	25	252	7.4	16	0
11/08	L	3-16	Washington	53,616	SEA	38	27	283	7.4	16	0
11/15	L	3-20	at L.A. Raiders	46,862	OPP	56	26	416	7.4	86t	1
11/22	L	14-24	Kansas City	49,867	Kickoff Returns	No	Yds	Avg	LG	TD	
11/30	W	16-13	Denver (M) (OT)	51,612	Warren	28	524	18.7	34	0	
12/06	L	14-20	at Pittsburgh	47,015	Mayes	19	311	16.4	29	0	
12/13	L	17-20	Philadelphia (OT)	47,492	SEA	50	885	17.7	34	0	
12/20	L	6-10	at Denver	72,570	OPP	36	685	19.0	64	0	
12/27	L	14-31	San Diego	49,324	FGs	1-19	20-29	30-39	40-49	50+	

Team Statistics	Seattle	Opp
TOTAL FIRST DOWNS	208	247
Rushing	77	96
Passing	114	129
Penalty	17	22
3rd Down: Made/Att	59/222	75/230
3rd Down Pct.	26.6	32.6
4th Down: Made/Att	5/17	6/9
4th Down Pct.	29.4	66.7
POSSESSION AVG.	29:01	30:59
TOTAL NET YARDS	3374	4583
Avg. Per Game	210.9	286.4
Total Plays	945	987
Avg. Per Play	3.6	4.6
NET YARDS RUSHING	1596	1922
Avg. Per Game	99.8	120.1
Total Rushes	402	513
NET YARDS PASSING	1778	2661
Avg. Per Game	111.1	166.3
Sacked/Yards Lost	67/545	46/317
Gross Yards	2323	2978
Att./Completions	476/230	428/251
Completion Pct.	48.3	58.6
Had Intercepted	23	20
PUNTS/AVERAGE	108/44.1	96/41.8
NET PUNTING AVG.	108/38.7	96/36.8
PENALTIES/YARDS	111/918	100/776
FUMBLES/BALL LOST	37/18	25/11
TOUCHDOWNS	14	32
Rushing	4	14
Passing	9	11
Returns	1	7

By Quarters	1	2	3	4	OT	Tot		
SEA	20	53	34	30	3	140		
OPP	63	87	74	85	3	312		
Scoring	TD	Ru	Pa	Rt	PAT	FG	S	Pts
Kasay	0	0	0	0	14/14	14/22	0	56
Kane	3	0	3	0	0/0	0/0	0	18
Warren	3	3	0	0	0/0	0/0	0	18
Williams	3	1	2	0	0/0	0/0	0	18
SEA	14	4	9	1	14/14	14/22	0	140
OPP	32	14	11	7	29/32	29/36	2	312
Rushing	Att	Yds	Avg	LG	TD			
Warren	223	1017	4.6	52	3			
Williams	114	339	3.0	14	1			
Gelbaugh	16	79	4.9	22	0			
SEA	402	1596	4.0	52	4			
OPP	513	1922	3.7	66t	14			
Interceptions	No	Yds	Avg	LG	TD			
E. Robinson	7	126	18.0	49	0			
Harper	3	74	24.7	41	0			
SEA	20	324	16.2	69	0			
OPP	23	231	10.0	40	4			
Punting	No	Yds	Avg	NetTB	I20	LGB		
Tuten	108	4760	44.1	38.7	8	29	65	
SEA	108	4760	44.1	38.7	8	29	65	
OPP	96	4015	41.8	36.8	10	23	65	

Passing	Att	Cmp	Yds	Cmp%	Yds/Att	TD	TD%	Int	Int%	LG	Sacked	Rating
Gelbaugh	255	121	1307	47.5	5.13	6	2.4	11	4.3	57	34/265	52.9
Stouffer	190	92	900	48.4	4.74	3	1.6	9	4.7	33	26/222	47.7
McGwire	30	17	116	56.7	3.87	0	0.0	3	10.0	20	7/58	25.8
SEA	476	230	2323	48.3	4.88	9	1.9	23	4.8	57	67/545	48.9
OPP	428	251	2978	58.6	6.96	11	2.6	20	4.7	72t	46/317	69.0

DEFENSIVE STATISTICS

(According to Unofficial Press Box Statistics)

Player	T	S	A	Sa	T/L	PD	FF	FR
E. Robinson	94	64	30	0.0	1.5	10	2	1
Kennedy	92	76	16	14.0	28.0	5	4	1
Porter	90	68	22	9.5	17.0	2	2	0
Wyman	83	54	29	0.0	3.0	1	2	1
P. Hunter	67	55	12	0.0	1.5	13	1	1
Nash	67	46	21	4.5	6.5	0	0	0

NOTABLE

Record (Finish): 2-14 (5th, AFC West)

Head Coach: Tom Flores (2-14, .125)

Assistants: Tom Catlin (Asst. HC/Def), Larry

Kennan (Off. Coord./QBs), Rusty Tillman

(Def. Coord./LBs), Tommy Brasher (DL), Bob

Bratkowski (WRs), Dave Brown (Def),

Hudson Houck (OL), Paul Moyer (DBs), Russ

Purnell (TEs, Sp. Teams), Frank Raines

(Strength & Cond), Clarence Shelmon (RBs)

Captains: FB John L. Williams (Off), FS

Eugene Robinson (Def), and TE James

Jones (Sp. Teams)

MVP: DT Cortez Kennedy

Pro Bowl: DT Cortez Kennedy (2), FS Eugene

Robinson (1)

National Honors: DT Cortez Kennedy, NFL

Defensive Player of the Year (AP, PFW/

PFWA, C&PFN)

All-NFL: DT Cortez Kennedy (AP, S-I, SN,

USAT, PFW/PFWA, C&PFN, NEA)

Starters: Offense: WR Tommy Kane (11),

WR David Daniels (1), WR Doug Thomas

(4), *LT Ray Roberts (16), LG Andy Heck

(13), LG John Hunter (3), C Joe Tofflemire

(16), RG Darrick Brilz (16), RT Ronnie Lee

(5), RT Bill Hitchcock (11), TE Paul Green

(4), TE Ron Heller (11), TE Mike Jones (1),

TE James Jones (1), TE Trey Junkin (1), WR

Brian Blades (5), WR Louis Clark (10), QB

Kelly Stouffer (7), QB Dan McGwire (1), QB

Stan Gelbaugh (8), RB Chris Warren (16),

FB John L. Williams (16).

Defense: LE Jeff Bryant (15), *LE Michael

Sinclair (1), LT Joe Nash (16), RT Cortez

Kennedy (16), RE Tony Woods (15), RE Jeff

Bryant (1), LLB Terry Wooden (8), LLB Joe

Cain (8), MLB David Wyman (11), RLB Rufus

Porter (16), LCB Dwayne Harper (16), RCB

Patrick Hunter (16), SS Robert Blackmon

(15), FS Eugene Robinson (16).

Specialists: K John Kasay (16), P Rick

Tuten (16), LS Trey Junkin (16)

* Rookie or first-year player

1993 REVIEW

Date	W/L	Score	Opp	Att	Receiving	No	Yds	Avg	LG	TD
09/05	L	12-18	at San Diego	58,039	Blades	80	945	11.8	41	3
09/12	L	13-17	L.A. Raiders	58,836	Williams	58	450	7.8	25	1
09/19	W	17-14	at New England	50,392	Martin	57	798	14.0	53t	5
09/26	W	19-10	at Cincinnati	46,880	Edmunds	24	239	10.0	32	2
10/03	W	31-14	San Diego	54,778	Green	23	178	7.7	20	1
10/10			BYE		SEA	280	2896	10.3	53t	13
10/17	L	10-30	at Detroit	60,801	OPP	333	3897	11.7	58t	16
10/24	W	10-9	New England	56,526	Punting	No	Yds	Avg	NetTB	I20LGB
10/31	L	17-28	at Denver	73,644	Tuten	90	4007	44.5	37.3	7 21 64 1
11/07	L	14-24	at Houston	50,447	SEA	91	4007	44.0	37.3	7 21 64 1
11/14	W	22-5	Cleveland	54,622	OPP	73	3097	42.4	35.6	11 19 60 0
11/21			BYE		Punt Returns	No	FC	Yds	Avg	LG TD
11/28	L	9-17	Denver	57,812	Martin	32	15	270	8.4	33 0
12/05	L	16-31	Kansas City	58,551	SEA	33	15	280	8.5	33 0
12/12	L	23-27	at L.A. Raiders	38,161	OPP	47	21	475	10.1	74t 1
12/19	L	27-30	Phoenix (OT)	45,737	Kickoff Rets	No	FC	Yds	Avg	LG TD
12/26	W	16-6	Pittsburgh	51,814	Bates	30	0	603	20.1	46 0
01/02	L	24-34	at Kansas City	72,136	Vaughn	16	0	280	17.5	31 0

Team Statistics	Seattle	Opp
TOTAL FIRST DOWNS	279	322
Rushing	114	106
Passing	144	193
Penalty	21	23
3rd Down: Made/Att	80/224	91/229
3rd Down Pct.	35.7	39.7
4th Down: Made/Att	6/14	6/13
4th Down Pct.	42.9	46.2
POSSESSION AVG.	29:02	30:58
TOTAL NET YARDS	4669	5313
Avg. Per Game	291.8	332.1
Total Plays	1019	1085
Avg. Per Play	4.6	4.9
NET YARDS RUSHING	2015	1660
Avg. Per Game	125.9	103.8
Total Rushes	473	452
NET YARDS PASSING	2654	3653
Avg. Per Game	165.9	228.3
Sacked/Yards Lost	48/242	38/244
Gross Yards	2896	3897
Att./Completions	498/280	595/333
Completion Pct.	56.2	56.0
Had Intercepted	18	22
PUNTS/AVERAGE	91/44.0	73/42.4
NET PUNTING AVG.	37.3	35.6
PENALTIES/YARDS	99/745	110/818
FUMBLES/BALL LOST	25/13	23/15
TOUCHDOWNS	29	32
Rushing	13	12
Passing	13	16
Returns	0	3
Defensive	3	1
SAFETIES	4	2

By Quarters	1	2	3	4	OT	Tot
SEA	72	64	45	99	0	280
OPP	65	104	66	76	3	314
Rushing	Att	Yds	Avg	LG	TD	
C. Warren	273	1072	3.9	45t	7	
Williams	82	371	4.5	38	3	
Mirer	68	343	5.0	33	3	
Vaughn	36	153	4.3	37	0	
SEA	473	2015	4.3	45t	13	
OPP	452	1660	3.7	30t	12	
Scoring	TD	Ru	Pa	Rt	PAT	FG S Pts
Kasay	0	0	0	0	29/29	23/28 0 98
C. Warren	7	7	0	0	0	0 0 42
Martin	5	0	5	0	0	0 0 30
Williams	4	3	1	0	0	0 0 24
SEA	29	13	13	3	29/29	23/28 4 280
OPP	32	12	16	4	31/32	29/39 2 314
Interceptions	No	Yds	Avg	LG	TD	
E. Robinson	9	80	8.9	28	0	
Hunter	4	54	13.5	34	0	
Gray	3	33	11.0	16	0	
SEA	22	196	8.9	34	1	
OPP	18	159	8.8	40	0	

Passing	Att	Cmp	Yds	Cmp%	Yds/Att	TD	TD%	Int	Int%	LG	Sacked	Rating
Mirer	486	274	2833	56.4	5.83	12	2.5	17	3.5	53t	47/235	67.0
SEA	498	280	2896	56.2	5.82	13	2.6	18	3.6	53t	48/242	66.8
OPP	595	333	3897	56.0	6.55	16	2.7	22	3.7	58t	38/244	69.6

No	Yds	Avg	NetTB	I20	LGB
90	4007	44.5	37.3	7	21 64 1
No	Yds	Avg	NetTB	I20	LGB
91	4007	44.0	37.3	7	21 64 1
No	FC	Yds	Avg	LG	TD
32	15	270	8.4	33	0
No	FC	Yds	Avg	LG	TD
30	0	603	20.1	46	0
16	0	280	17.5	31	0
50	0	931	18.6	46	0
52	1	967	18.6	95t	1
1-19	20-29	30-39	40-49	50+	
1/1	5/5	10/11	4/6	3/5	
1/1	5/5	10/11	4/6	3/5	
2/2	7/7	8/10	7/13	5/7	

DEFENSIVE STATISTICS

(According to Unofficial Press Box Statistics)

Player	T	S	A	Sa	T/L	PD	FF	FR
E. Robinson	111	84	27	2.0	5.0	15	3	2
Wooden	106	73	33	2.5	11.5	9	3	1
Stephens	105	75	30	2.5	9.5	1	2	1
Kennedy	77	60	17	6.5	13.5	3	1	1
Blackmon	74	55	19	0.0	3.0	11	0	1

NOTABLE

Record (Finish): 6-10 (5th, AFC West)

Head Coach: Tom Flores (8-24, .250)

Assistants: Tom Catlin (Asst. HC), Larry Kennan (Off. Coord./QBs), Rusty Tillman (Def. Coord./LBs), Tommy Brasher (DL), Bob Bratkowski (WRs), Dave Brown (Def), Arnie Matsumoto (Staff Asst.), Paul Moyer (DBs), Howard Mudd (OL), Russ Purnell (TEs, Sp. Teams), Frank Raines (Strength & Cond), Clarence Shelmon (RBs)

Captains: FB John L. Williams (Off), FS Eugene Robinson (Def), and FB Tracy Johnson & TE Trey Junkin (Sp. Teams)

MVP: FS Eugene Robinson

Pro Bowl: DT Cortez Kennedy (3), FS Eugene Robinson (2), RB Chris Warren (1)

National Honors: QB Rick Mirer, NFL Offensive Rookie of the Year (NFLPA, FBD)

All-NFL: DT Cortez Kennedy (AP, S-I), FS Eugene Robinson (PFWA/PFW, Films, USA TODAY)

Starters: Offense: WR Kelvin Martin (14), LT Ray Roberts (16), LG Darrick Brilz (16), C Ray Donaldson (16), RG Bill Hitchcock (14), *RG Jeff Blakeshear (2), RT Andy Heck (16), TE Ferrell Edmunds (16), TE Paul Green (8), WR Brian Blades (14), *WR Michael Bates (1), *QB Rick Mirer (16), RB Chris Warren (14), RB Jon Vaughn (2), FB John L. Williams (9).

Defense: LE Jeff Bryant (15), LE Michael Sinclair (1), LT Joe Nash (16), RT Cortez Kennedy (16), RE Natu Tuatagaloa (15), LLB Terry Wooden (16), MLB Rod Stephens (13), MLB Ray Berry (2), *MLB Dean Wells (1), RLB Rufus Porter (6), RLB Kevin Murphy (10), LCB Dwayne Harper (14), RCB Patrick Hunter (15), *CB Carlton Gray (2), SS Robert Blackmon (16), FS Eugene Robinson (16).

Specialists: K John Kasay (16), P Rick Tuten (16), LS Trey Junkin (16)

* Rookie or first-year player

1994 REVIEW

Date	W/L	Score	Opp	Att	Rushing	Att	Yds	Avg	LG	TD
09/04	W	28-7	at Washington	52,930	C. Warren	333	1545	4.6	41	9
09/11	W	38-9	at L.A. Raiders	47,319	Mirer	34	153	4.5	14	0
09/18	L	10-24	*San Diego	65,536	Strong	27	114	4.2	14t	1
09/25	W	30-13	*Pittsburgh	59,637	SEA	480	2084	4.3	41	16
10/02	L	15-17	at Indianapolis	49,876	OPP	511	1952	3.8	45t	15
10/09	L	9-16	*Denver	63,872	Interceptions	No	Yds	Avg	LG	TD
10/16			BYE		4 players with	3				
10/23	L	23-38	at Kansas City	78,847	SEA	19	284	14.9	69t	2
10/30	L	15-35	at San Diego	59,001	OPP	9	210	23.3	73t	2
11/06	L	17-20	Cincinnati (OT)	46,630	Punting	No	Yds	Avg	NetTB	I20 LGB
11/13	L	10-17	at Denver	71,290	Tuten	91	3905	42.9	36.7	7 33 64 0
11/20	W	22-21	Tampa Bay	37,466	SEA	91	3905	42.9	36.7	7 33 64 0
11/27	W	10-9	Kansas City	54,120	OPP	78	3188	40.9	35.5	4 25 64 1
12/04	L	19-31	Indianapolis	39,574	Punt Returns	No	FC	Yds	Avg	LG TD
12/11	W	16-14	at Houston	31,453	Martin	33	20	280	8.5	23 0
12/18	L	16-17	L.A. Raiders	53,301	SEA	37	23	337	9.1	31 0
12/24	L	9-35	at Cleveland	54,180	OPP	43	21	426	9.9	78t 1

* at Husky Stadium

Team Statistics	Sea	Opp
TOTAL FIRST DOWNS	285	318
Rushing	114	122
Passing	143	178
Penalty	28	18
3rd Down: Made/Att	89/235	83/224
3rd Down Pct.	37.9	37.1
4th Down: Made/Att	10/19	8/20
4th Down Pct.	52.6	40.0
POSSESSION AVG.	28:35	31:25
TOTAL NET YARDS	4652	5349
Avg. Per Game	290.8	334.3
Total Plays	1018	1077
Avg. Per Play	4.6	5.0
NET YARDS RUSHING	2084	1952
Avg. Per Game	130.3	122.0
Total Rushes	480	511
NET YARDS PASSING	2568	3397
Avg. Per Game	160.5	212.3
Sacked/Yards Lost	40/241	29/206
Gross Yards	2809	3603
Att./Completions	498/253	537/313
Completion Pct.	50.8	58.3
Had Intercepted	9	19
PUNTS/AVERAGE	91/42.9	78/40.9
NET PUNTING AVG.	36.7	35.5
PENALTIES/YARDS	114/898	103/773
FUMBLES/BALL LOST	31/19	21/11
TOUCHDOWNS	32	34
Rushing	16	15
Passing	13	15
Returns	1	1
Defensive	2	3
TOTAL POINTS	287	323

By Quarters	1	2	3	4	OT	Tot
SEA	53	74	49	111	0	287
OPP	48	98	65	109	3	323

Scoring	TD	Ru	Pa	Rt	PAT	FG	S	Pts
Kasay	0	0	0	0	25/26	20/24	0	85
C. Warren	11	9	2	0	0	0	0	68
Blades	4	0	4	0	0	0	0	26
SEA	32	16	13	3	25/26	20/24	1	287
OPP	34	15	15	4	28/28	27/33	1	323

2-Point PATs: Tuten 1-2, Blades 2-2, McGwire 0-1, Vaughn 1-1, C. Warren 1-1; SEA 4-6; OPP 4-6.

Receiving	No	Yds	Avg	LG	TD
Blades	81	1086	13.4	45	4
Martin	56	681	12.2	32	1
C. Warren	41	323	7.9	51	2
SEA	253	2809	11.1	51	13
OPP	313	3603	11.5	99t	15
Kickoff Returns	No	Yds	Avg	LG	TD
Bates	26	508	19.5	38	0
Vaughn	18	443	24.6	93t	1
SEA	67	1467	21.9	93t	1
OPP	61	1229	20.1	45	0

Passing	Att	Cmp	Yds	Cmp%	Yds/Att	TD	TD%	Int	Int%	LG	Sacked	Rating
Mirer	381	195	2151	51.2	5.65	11	2.9	7	1.8	51	27/145	70.2
McGwire	105	51	578	48.6	5.65	1	1.0	2	1.9	36	13/96	60.7
SEA	498	253	2809	50.8	5.64	13	2.6	9	1.8	51	40/241	69.1
OPP	537	313	3603	58.3	6.71	15	2.8	19	3.5	99t	29/206	73.2

DEFENSIVE STATISTICS

(According to Unofficial Press Box Statistics)

Tackles	T	S	A	Sa	T/L	PD	FF	FR
Stephens	128	95	33	2.5	12.5	0	3	2
Wooden	127	94	33	1.5	12.5	7	1	1
E. Robinson	80	65	15	1.0	2.5	8	0	1
Porter	75	61	14	1.5	12.5	6	0	0

NOTABLE

Record (Finish): 6-10 (5th, AFC West)
Head Coach: Tom Flores (14-34, .292)
Assistants: Larry Kennan (Off. Coord./QB's), Rusty Tillman (Def. Coord./LB's), Tommy Brasher (DL), Bob Bratkowski (WR's), Dave Brown (Def), Tom Catlin (Qual. Control), Arnie Matsumoto (Staff Asst.), Paul Moyer (DB's), Howard Mudd (OL), Russ Purnell (TE's, Sp. Teams), Frank Raines (Stren. & Cond), Clarence Shelmon (RB's)
Captains: C Ray Donaldson (Off), FS Eugene Robinson (Def), and FB Tracy Johnson & TE Trey Junkin (Sp. Teams)
MVP: RB Chris Warren
Pro Bowl: DT Cortez Kennedy (4), P Rick Tuten (1), RB Chris Warren (2)
National Honors: WR Steve Largent (Hall of Fame inductee)
All-NFL: DT Cortez Kennedy (AP, S-I, CPFN), P Rick Tuten (S-I)
Starters: Offense: WR Kelvin Martin (15), LT Ray Roberts (14), LT James Atkins (2), LG Jeff Blackshear (16), C Ray Donaldson (16), RG Bill Hitchcock (5), RG *Kevin Mawae (11), RT Howard Ballard (16), TE Ferrell Edmunds (7), TE Paul Green (11), *Carlester Crumpler (4), WR Brian Blades (16), CB Rick Mirer (13), QB Dan McGwire (3), RB Chris Warren (15), FB Tracy Johnson (10).
Defense: LE Antonio Edwards (8), *LE Sam Adams (6), LE Michael Sinclair (2), LT Joe Nash (15), RT Cortez Kennedy (16), RE Brent Williams (9), RE Antonio Edwards (6), LLB Terry Wooden (15), LLB Bob Spitulski (1), MLB Rod Stephens (16), RLB Rufus Porter (14), RLB Duane Bickett (1), LCB Carlton Gray (11), LCB Tony Brown (5), RCB Patrick Hunter (5), *RCB Orlando Watters (8), RCB Terry Taylor (3), SS Robert Blackmon (15), SS Rafael Robinson (1), FS Eugene Robinson (14), FS Dave McCloughan (1), FS Dion Lambert (1).
Specialists: K John Kasay (16), P Rick Tuten (16), LS Trey Junkin (16)

* Rookie or first-year player

PRESEASON RESULTS

1976

Preseason (1-5)

Sun.	8/1	L	20-27	San Francisco	60,825
Sat.	8/7	L	16-27	Chicago (Joe Albi Stadium, Spokane, Wash.)	14,484
Sat.	8/14	L	13-16	L.A. Rams	62,532
Sat.	8/21	L	7-52	at Denver	22,887
Sun.	8/29	W	17-16	San Diego	59,092
Sat.	9/4	L	28-45	at Oakland	51,487

1977

Preseason (3-3)

Sun.	8/7	W	34-24	at San Francisco	38,024
Sat.	8/13	W	23-17 (ot)	Dallas	58,789
Thur.	8/18	W	12-10	Oakland	62,187
Sat.	8/27	L	14-16	Detroit	56,345
Fri.	9/2	L	10-27	Denver	54,916
Sun.	9/11	L	20-38	at San Diego	27,505

1978

Preseason (3-1)

Fri.	8/4	W	17-9	San Diego	58,853
Sat.	8/12	W	20-6	at San Francisco	36,069
Thur.	8/17	L	7-26	L.A. Rams	63,235
Thur.	8/24	W	16-7	Chicago	54,844

1979

Preseason (3-1)

Thur.	8/2	W	12-9 (ot)	Minnesota	60,881
Sun.	8/12	W	27-17	Dallas	59,960
Sat.	8/18	L	17-21	at L.A. Rams	46,083
Fri.	8/24	W	55-20	San Francisco	59,941

1980

Preseason (3-1)

Thur.	8/7	W	14-10	Atlanta	59,555
Mon.	8/18	L	7-24	Miami	59,550
Sat.	8/23	W	10-7	at San Francisco	41,841
Fri.	8/29	W	30-23	New England	56,947

1981

Preseason (1-3)

Wed.	8/5	L	24-27 (ot)	San Francisco	56,958
Fri.	8/14	L	21-30	St. Louis	55,520
Sat.	8/22	L	17-24	at San Francisco	37,563
Fri.	8/28	W	31-17	Baltimore	55,794

1982

Preseason (1-3)

Fri.	8/13	W	14-0	St. Louis	55,575
Sat.	8/21	L	3-7	at Minnesota	57,880
Sat.	8/28	L	13-23	at L.A. Rams	54,537
Fri.	9/3	L	13-17	San Francisco	57,839

1983

Preseason (2-2)

Fri.	8/5	L	7-10	at Denver	53,887
Fri.	8/12	W	38-21	Green Bay	54,443
Fri.	8/19	L	17-19	Minnesota	54,402
Sat.	8/27	W	20-6	at San Francisco	47,074

1984

Preseason (4-1)

Sat.	7/28	W	38-0	Tampa Bay (Hall of Fame Game, Canton, Ohio)	22,250
Sat.	8/4	W	7-3	Buffalo	53,360
Sat.	8/11	W	28-24	at Detroit	41,414
Fri.	8/17	W	17-7	St. Louis	53,772
Fri.	8/24	L	7-17	at San Francisco	49,219

1985**Preseason (2-2)**

Sat.	8/10	L	7-19	at Indianapolis	60,014
Fri.	8/16	W	28-3	Detroit	57,751
Sat.	8/24	W	27-10	at Minnesota	56,562
Fri.	8/30	L	21-23	San Francisco	60,403

1986**Preseason (2-2)**

Fri.	8/8	W	21-14	Indianapolis	55,443
Fri.	8/15	L	27-30 (ot)	at Detroit	37,875
Fri.	8/22	W	27-17	Minnesota	57,730
Fri.	8/29	L	10-21	at San Francisco	52,419

1987**Preseason (2-2)**

Thur.	8/13	L	14-23	at L.A. Rams	57,772
Sat.	8/22	L	21-28	at St. Louis	25,309
Fri.	8/28	W	38-10	Detroit	59,695
Fri.	9/4	W	34-10	San Francisco	59,653

1988**Preseason (3-1)**

Thur.	8/4	W	21-14	Phoenix	54,778
Thur.	8/11	W	16-13 (ot)	at Detroit	37,993
Fri.	8/19	W	30-13	Buffalo	57,000
Fri.	8/26	L	21-27	at San Francisco	53,357

1989**Preseason (3-1)**

Fri.	8/11	W	16-10 (ot)	at Phoenix	37,158
Sat.	8/19	L	12-17	New England at St. Louis	48,746
Fri.	8/25	W	13-7	Detroit	55,829
Fri.	9/1	W	28-17	San Francisco	58,641

1990**Preseason (4-1)**

Sat.	8/4	L	7-10	Denver	48,827
				(American Bowl at Tokyo, Japan)	
Sat.	8/11	W	34-9	at Phoenix	31,316
Fri.	8/17	W	13-10	Indianapolis	52,475
Fri.	8/24	W	10-3	Tampa Bay	52,301
Fri.	8/31	W	30-10	at San Francisco	55,269

1991**Preseason (2-2)**

Sat.	8/3	L	13-31	Phoenix	49,448
Sat.	8/10	W	17-7	at Indianapolis	47,943
Sat.	8/17	W	23-7	at L.A. Rams	47,834
Fri.	8/23	L	16-28	San Francisco	54,111

1992**Preseason (2-2)**

Thur.	8/6	L	7-21	L.A. Rams	52,360
Sat.	8/15	W	27-10	at Indianapolis	43,272
Sat.	8/22	W	17-10	Phoenix	51,007
Fri.	8/29	L	17-24	at San Francisco	52,822

1993**Preseason (2-2)**

Sat.	8/7	L	13-16 (ot)	Indianapolis	45,055
Sat.	8/14	L	10-23	at Minnesota	42,240
Sat.	8/21	W	30-0	San Francisco	51,086
Sat.	8/28	W	20-10	at Houston	43,678

1994**Preseason (2-2)**

Fri.	8/5	L	9-13	at Indianapolis	40,469
Sat.	8/13	W	29-6	*Tampa Bay	43,633
Sat.	8/20	W	30-19	*Minnesota	45,497
Fri.	8/26	L	9-13	at San Francisco	54,004

*home games played at Husky Stadium



1995 NFL SCHEDULES

1995 NFL PRESEASON SCHEDULE

(All times local except Tokyo which is ET)

July

- 29 Hall of Fame Game Weekend
Pro Football Hall of Fame Game
at Canton, Ohio (ABC)
Carolina vs. Jacksonville2:30 p.m.
Buffalo at Dallas8 p.m.
San Francisco at Denver7 p.m.

First Weekend

August

- 4 Carolina at Chicago7:30 p.m.
Cincinnati at Indianapolis7:30 p.m.
Detroit at New England7 p.m.
Jacksonville at Miami7 p.m.
Pittsburgh at Buffalo7:30 p.m.
5 American Bowl at Tokyo (ESPN)
Denver vs. San Francisco10 p.m.
Arizona at Houston7 p.m.
Atlanta at Philadelphia7:30 p.m.
Los Angeles at Dallas8 p.m.
New Orleans vs. Green Bay
at Madison, Wis.12 Noon
New York Jets at
Tampa Bay7:30 p.m.
St. Louis at Seattle7 p.m.
Washington at Kansas City7 p.m.
6 New York Giants at
Cleveland (NBC)4 p.m.
7 Minnesota at
San Diego (ABC)5 p.m.

Second Weekend

- 10 Jacksonville at Detroit7:30 p.m.
11 Kansas City at Arizona7:30 p.m.
Miami at Atlanta7:30 p.m.
New Orleans at
New York Giants8 p.m.
Tampa Bay at Cincinnati7:30 p.m.
12 American Bowl at Toronto (FOX)
Buffalo vs. Dallas8 p.m.
Denver at Carolina7:30 p.m.
Houston vs. Washington
at Knoxville, Tenn.8 p.m.
Indianapolis at Seattle7 p.m.
Minnesota at New England8 p.m.
New York Jets vs. Philadelphia
at Jackson, Miss.8 p.m.
St. Louis at Los AngelesTBA

- 13 Green Bay at
Pittsburgh (NBC)1 p.m.
San Francisco at
San Diego (TNT)5 p.m.
14 Chicago at Cleveland (ABC)8 p.m.

Third Weekend

- 17 Cincinnati at Detroit7:30 p.m.
New England at
Philadelphia (TNT)8 p.m.
18 Los Angeles at
Minnesota (FOX)7 p.m.
St. Louis at Jacksonville7 p.m.
19 Buffalo at
Kansas City (ESPN)7 p.m.
Carolina at San Francisco5 p.m.
Cleveland at Atlanta7 p.m.
Indianapolis at Green Bay12 Noon
New York Jets at
New York Giants8 p.m.
Pittsburgh at Tampa Bay7:30 p.m.
San Diego at Houston7:30 p.m.
Washington at Miami7 p.m.
20 Arizona at Chicago (TNT)7 p.m.
Seattle at New Orleans12 Noon
21 Dallas at Denver (ABC)6 p.m.

Fourth Weekend

- 24 Chicago at Indianapolis7:30 p.m.
Philadelphia at
Pittsburgh (ESPN)8 p.m.
25 Atlanta at Buffalo7:30 p.m.
Cleveland at Arizona7:30 p.m.
Denver at Jacksonville7 p.m.
Detroit at New Orleans7 p.m.
Miami vs. Tampa Bay
at Orlando, Fla.8 p.m.
New England at Los Angeles6 p.m.
New York Jets at Cincinnati7:30 p.m.
St. Louis at San Diego7:30 p.m.
Washington at Green Bay6 p.m.
26 Dallas vs. Houston
at San Antonio, Tex.7 p.m.
Kansas City at
Minnesota (NBC)12:30 Noon
New York Giants at Carolina4 p.m.
Seattle at
San Francisco (FOX)5 p.m.

1995 NFL SCHEDULE

(All Times Local)

Sunday, September 3

(First Weekend)

1. Arizona at Washington4:00
2. Carolina at Atlanta1:00
3. Cincinnati at Indianapolis12:00
4. Cleveland at New England1:00
5. Detroit at Pittsburgh1:00
6. Houston at Jacksonville1:00
7. Kansas City at Seattle1:00
8. Minnesota at Chicago3:00
9. New York Jets at Miami4:00
10. San Diego at Los Angeles1:00
11. San Francisco at New Orleans 12:00
12. St. Louis at Green Bay12:00
13. Tampa Bay at Philadelphia1:00

Sunday Night, September 3

14. Buffalo at Denver (TNT)6:00

Monday, September 4

15. Dallas at N.Y. Giants (ABC)9:00

Sunday, September 10

(Second Weekend)

16. Atlanta at San Francisco1:00
17. Carolina at Buffalo1:00
18. Denver at Dallas3:00
19. Detroit at Minnesota12:00
20. Indianapolis at N.Y. Jets4:00
21. Jacksonville at Cincinnati4:00
22. Los Angeles at Washington1:00
23. Miami at New England1:00
24. New Orleans at St. Louis12:00
25. N.Y. Giants at Kansas City12:00
26. Pittsburgh at Houston12:00
27. Seattle at San Diego1:00
28. Tampa Bay at Cleveland1:00

Sunday Night, September 10

29. Philadelphia at Arizona (TNT)5:00

Monday, September 11

30. Green Bay at Chicago (ABC)8:00

Sunday, September 17

(Third Weekend)

31. Arizona at Detroit1:00

32. Atlanta at New Orleans12:00

33. Chicago at Tampa Bay4:00

34. Cincinnati at Seattle1:00

35. Cleveland at Houston12:00

36. Indianapolis at Buffalo1:00

37. Jacksonville at N.Y. Jets4:00

38. Los Angeles at Kansas City12:00

39. New England at San Francisco1:00

40. N.Y. Giants at Green Bay12:00

41. San Diego at Philadelphia1:00

42. St. Louis at Carolina1:00

43. Washington at Denver2:00

Sunday Night, September 17

44. Dallas at Minnesota (TNT)7:00

Monday, September 18

45. Pittsburgh at Miami (ABC)9:00

Sunday, September 24

(Fourth Weekend)

BYES: Buffalo, Carolina, Indianapolis,
Miami, New England, Seattle

46. Arizona at Dallas3:00

47. Chicago at St. Louis12:00

48. Denver at San Diego1:00

49. Houston at Cincinnati4:00

50. Kansas City at Cleveland4:00

51. Minnesota at Pittsburgh1:00

52. New Orleans at N.Y. Giants1:00

53. N.Y. Jets at Atlanta4:00

54. Philadelphia at Los Angeles1:00

55. Washington at Tampa Bay1:00

Sunday Night, September 2456. Green Bay at
Jacksonville (TNT)8:00**Monday, September 25**

57. San Francisco at Detroit (ABC)9:00

Sunday, October 1

(Fifth Weekend)

BYES: Chicago, Detroit,
Green Bay, Minnesota

58. Dallas at Washington1:00

59. Denver at Seattle1:00

60. Jacksonville at Houston3:00

61. Kansas City at Arizona1:00

62. Miami at Cincinnati1:00

63. New England at Atlanta1:00

64. N.Y. Giants at San Francisco1:00

65. Philadelphia at New Orleans12:00

66. San Diego at Pittsburgh4:00

67. St. Louis at Indianapolis12:00

68. Tampa Bay at Carolina1:00

Sunday Night, October 1

69. Los Angeles at N.Y. Jets (TNT)8:00

Monday, October 2

70. Buffalo at Cleveland (ABC)9:00

Sunday, October 8

(Sixth Weekend)

BYES: Atlanta, New Orleans,
St. Louis, San Francisco

71. Arizona at N.Y. Giants4:00

72. Carolina at Chicago12:00

73. Cincinnati at Tampa Bay1:00

74. Cleveland at Detroit4:00

75. Green Bay at Dallas12:00

76. Houston at Minnesota12:00

77. Indianapolis at Miami4:00

78. N.Y. Jets at Buffalo1:00

79. Pittsburgh at Jacksonville1:00

80. Seattle at Los Angeles1:00

81. Washington at Philadelphia1:00

Sunday Night, October 8

82. Denver at New England (TNT)8:00

Monday, October 9

83. San Diego at Kansas City (ABC)8:00

Thursday, October 12

(Seventh Weekend)

BYES: Cincinnati, Cleveland,
Houston, Pittsburgh

84. Atlanta at St. Louis (TNT)7:00

Sunday, October 15

85. Chicago at Jacksonville1:00

86. Dallas at San Diego1:00

87. Detroit at Green Bay12:00

88. Miami at New Orleans3:00

89. Minnesota at Tampa Bay1:00

90. New England at Kansas City12:00

91. N.Y. Jets at Carolina4:00

92. Philadelphia at N.Y. Giants1:00

93. San Francisco at Indianapolis12:00

94. Seattle at Buffalo1:00

95. Washington at Arizona (TNT)1:00

Monday, October 16

96. Los Angeles at Denver (ABC)7:00

Thursday, October 19

(Eighth Weekend)

BYES: Arizona, Dallas,
N.Y. Giants, Philadelphia

97. Cincinnati at Pittsburgh (TNT)8:00

Sunday, October 22

98. Atlanta at Tampa Bay1:00

99. Detroit at Washington1:00

100. Houston at Chicago12:00

101. Indianapolis at Los Angeles1:00

102. Jacksonville at Cleveland1:00

103. Kansas City at Denver2:00

104. Miami at N.Y. Jets1:00

105. Minnesota at Green Bay12:00

106. New Orleans at Carolina1:00

107. San Diego at Seattle1:00

108. San Francisco at St. Louis3:00

Monday, October 23109. Buffalo at
New England (ABC)9:00**Sunday, October 29**

(Ninth Weekend)

BYES: Denver, Kansas City, Los
Angeles, San Diego

110. Buffalo at Miami4:00

111. Carolina at New England1:00

112. Cleveland at Cincinnati1:00

113. Dallas at Atlanta1:00

114. Green Bay at Detroit1:00

115. Jacksonville at Pittsburgh1:00

116. New Orleans at San Francisco1:00

117. N.Y. Jets at Indianapolis1:00

118. Seattle at Arizona2:00

119. St. Louis at Philadelphia1:00

120. Tampa Bay at Houston3:00

Sunday Night, October 29121. N.Y. Giants at
Washington (TNT)8:00**Monday, October 30**

122. Chicago at Minnesota (ABC)8:00

Sunday, November 5

(Tenth Weekend)

BYES: Jacksonville, Tampa Bay

123. Arizona at Denver2:00

124. Buffalo at Indianapolis1:00

125. Carolina at San Francisco1:00

126. Detroit at Atlanta1:00

127. Green Bay at Minnesota12:00

128. Houston at Cleveland1:00

129. Los Angeles at Cincinnati4:00

130. New England at N.Y. Jets1:00

131. N.Y. Giants at Seattle1:00

132. Pittsburgh at Chicago3:00

133. St. Louis at New Orleans12:00

134. Washington at Kansas City12:00

Sunday Night, November 5

135. Miami at San Diego (ESPN)5:00

Monday, November 6

136. Philadelphia at Dallas (ABC)8:00

Sunday, November 12

(Eleventh Weekend)

BYES: N.Y. Jets, Washington

137. Atlanta at Buffalo1:00

138. Carolina at St. Louis12:00

139. Chicago at Green Bay12:00

140. Cincinnati at Houston12:00

141. Indianapolis at New Orleans12:00

142. Kansas City at San Diego1:00

143. Los Angeles at N.Y. Giants1:00

144. Minnesota at Arizona2:00

145. New England at Miami1:00

146. San Francisco at Dallas3:00

147. Seattle at Jacksonville1:00
 148. Tampa Bay at Detroit1:00
Sunday Night, November 12
 149. Denver at Philadelphia (ESPN) ..8:00
Monday, November 13
 150. Cleveland at Pittsburgh (ABC) ...9:00

Sunday, November 19
 (Twelfth Weekend)

151. Arizona at Carolina1:00
 152. Buffalo at N.Y. Jets4:00
 153. Dallas at Los Angeles1:00
 154. Detroit at Chicago12:00
 155. Green Bay at Cleveland1:00
 156. Indianapolis at New England1:00
 157. Jacksonville at Tampa Bay1:00
 158. New Orleans at Minnesota3:00
 159. N.Y. Giants at Philadelphia1:00
 160. Pittsburgh at Cincinnati1:00
 161. San Diego at Denver2:00
 162. Seattle at Washington1:00
 163. St. Louis at Atlanta1:00

Sunday Night, November 19

164. Houston at
 Kansas City (ESPN)7:00
Monday, November 20
 165. San Francisco at
 Miami (ABC)9:00

Thursday, November 23
 (Thirteenth Weekend)

166. Kansas City at Dallas3:00
 167. Minnesota at Detroit12:30
Sunday, November 26
 168. Atlanta at Arizona2:00
 169. Chicago at N.Y. Giants1:00
 170. Cincinnati at Jacksonville1:00
 171. Denver at Houston3:00
 172. Miami at Indianapolis1:00
 173. New England at Buffalo1:00
 174. N.Y. Jets at Seattle1:00
 175. Philadelphia at Washington1:00
 176. Pittsburgh at Cleveland4:00
 177. St. Louis at San Francisco1:00
 178. Tampa Bay at Green Bay12:00

Sunday Night, November 26

179. Carolina at
 New Orleans (ESPN)7:00
Monday, November 27
 180. Los Angeles at
 San Diego (ABC)6:00

Thursday, November 30
 (Fourteenth Weekend)

181. N.Y. Giants at Arizona (ESPN) ..6:00
Sunday, December 3
 182. Atlanta at Miami1:00
 183. Cincinnati at Green Bay12:00
 184. Cleveland at San Diego1:00
 185. Houston at Pittsburgh1:00
 186. Indianapolis at Carolina1:00
 187. Jacksonville at Denver2:00
 188. Kansas City at Los Angeles1:00
 189. New Orleans at New England1:00
 190. Philadelphia at Seattle1:00
 191. St. Louis at N.Y. Jets1:00
 192. Tampa Bay at Minnesota12:00
 193. Washington at Dallas3:00

Sunday Night, December 3

194. Buffalo at

- San Francisco (ESPN)5:00

Monday, December 4

195. Chicago at Detroit (ABC)9:00

Saturday, December 9
 (Fifteenth Weekend)

196. Arizona at San Diego1:00
 197. Cleveland at Minnesota11:30

Sunday, December 10

198. Buffalo at St. Louis12:00
 199. Chicago at Cincinnati1:00
 200. Dallas at Philadelphia1:00
 201. Detroit at Houston12:00
 202. Indianapolis at Jacksonville1:00
 203. New Orleans at Atlanta1:00
 204. N.Y. Jets at New England1:00
 205. Pittsburgh at Los Angeles1:00
 206. San Francisco at Carolina1:00
 207. Seattle at Denver2:00
 208. Washington at N.Y. Giants4:00

Sunday Night, December 10

209. Green Bay at
 Tampa Bay (ESPN)8:00
Monday, December 11
 210. Kansas City at Miami (ABC)9:00

Saturday, December 16
 (Sixteenth Weekend)

211. Green Bay at New Orleans3:00
 212. New England at Pittsburgh12:30

Sunday, December 17

213. Arizona at Philadelphia1:00
 214. Atlanta at Carolina1:00
 215. Cincinnati at Cleveland1:00
 216. Denver at Kansas City3:00
 217. Jacksonville at Detroit1:00
 218. Miami at Buffalo1:00
 219. N.Y. Giants at Dallas3:00
 220. N.Y. Jets at Houston12:00
 221. San Diego at Indianapolis4:00
 222. Tampa Bay at Chicago12:00
 223. Washington at St. Louis12:00

Sunday Night, December 17

224. Los Angeles at Seattle (ESPN) ..5:00
Monday, December 18
 225. Minnesota at
 San Francisco (ABC)6:00

Saturday, December 23
 (Seventeenth Weekend)

226. Detroit at Tampa Bay4:00
 227. San Diego at N.Y. Giants12:30

Saturday Night, December 23

228. New England at
 Indianapolis (ESPN)8:00

Sunday, December 24

229. Carolina at Washington4:00
 230. Cleveland at Jacksonville1:00
 231. Denver at Los Angeles1:00
 232. Houston at Buffalo1:00
 233. Miami at St. Louis3:00
 234. Minnesota at Cincinnati1:00
 235. New Orleans at N.Y. Jets1:00
 236. Philadelphia at Chicago12:00
 237. Pittsburgh at Green Bay12:00
 238. San Francisco at Atlanta1:00
 239. Seattle at Kansas City12:00

Monday, December 25

240. Dallas at Arizona (ABC)7:00

1995 NFL POSTSEASON SCHEDULE

Saturday, Dec. 30
 Sunday, Dec. 31
 Saturday, Jan. 6
 Sunday, Jan. 7
 Sunday, Jan. 14
 Sunday, Jan. 28
 Sunday, Feb. 4

AFC and NFC Wild Card Playoffs (ABC)
 AFC and NFC Wild Card Playoffs (NBC and FOX)
 AFC and NFC Divisional Playoffs (NBC and FOX)
 AFC and NFC Divisional Playoffs (NBC and FOX)
 AFC and NFC Championship Games (NBC and FOX)
 Super Bowl XXX at Sun Devil Stadium (NBC)
 AFC-NFC Pro Bowl at Honolulu, HI (ABC)



COACH HAWK


Since his inception in 1990, Coach Hawk, the mascot for the Seahawks anti-drug campaign, has visited over 140 schools and community activities around the state of Washington, enrolling over 30,000 children in the Hawk Club.

Coach Hawk stands for being a good child, doing the right thing, making the right choices and keeping a healthy mind and body. It's the Seahawks effort to educate young people about the ills of drug use.

The program is two-fold, featuring an activity/coloring book that is sent to all first graders. Each book contains a card to be filled out by the child, enrolling them in the Hawk Club. Each member receives a membership card signed by Coach Hawk, posters, pens, and decals.

The program was conceived by Seahawks minority owner Ken Hofmann with the cooperation of Judith Billings, Washington State Superintendent of Public Instruction.

For more information on the Hawk Club, contact Sarita Carter at the Seahawks Headquarters, (206) 827-9777.



Fluids.
Minerals.
Energy.

Gatorade.
Nothing
works better.

Gatorade. For that deep down body thirst.